



Employee Assistance Program Accessibility Analysis

***OptumHealth Behavioral Solutions Network
State of Indiana***

February 18, 2021

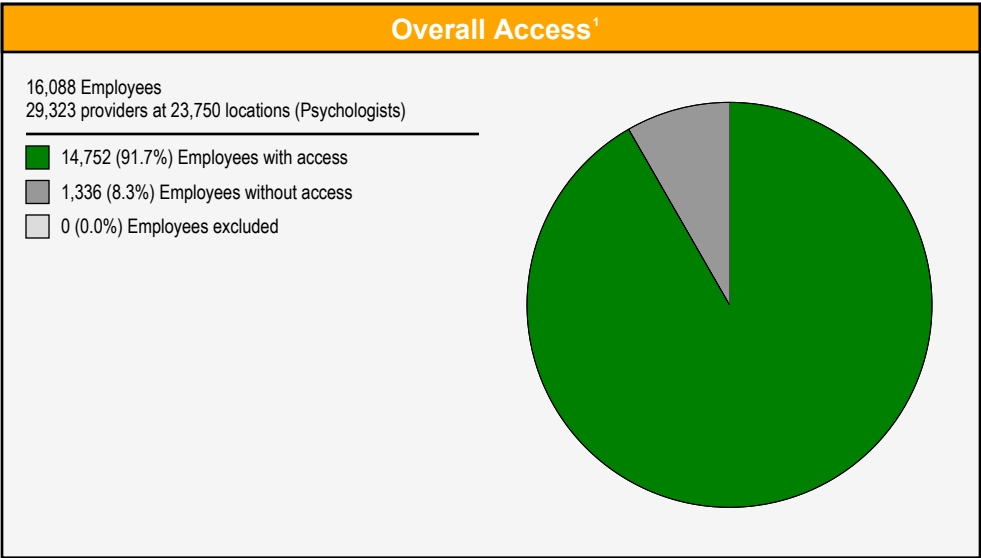
Access Overview

February 18, 2021

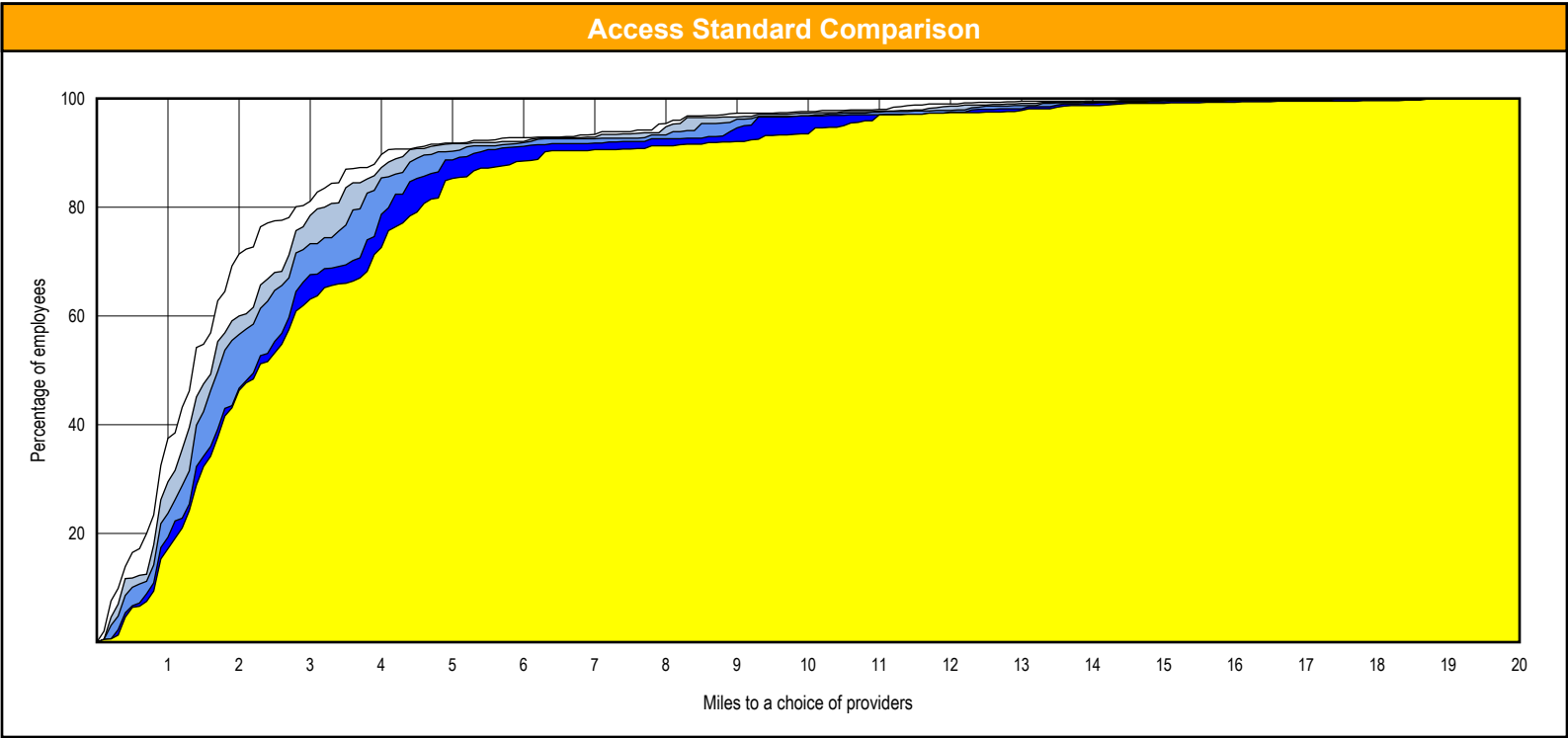
Access Analysis
Access Standards
Employee / Provider Groups
State of Indiana Employees - Urban
Psychologists

Comparison Graph
Percent of employees with access to a choice of providers over miles
1st closest
2nd closest
3rd closest
4th closest
5th closest

¹ The Access Standard is defined as (State of Indiana Employees - Urban) employees accessing:
2 (Psychologists) providers in 5 miles



Distances	
	Average
Distance to 1st closest provider	2.1 miles
Distance to 2nd closest provider	2.4 miles
Distance to 3rd closest provider	2.6 miles
Distance to 4th closest provider	3.0 miles
Distance to 5th closest provider	3.3 miles




Access Overview

February 18, 2021

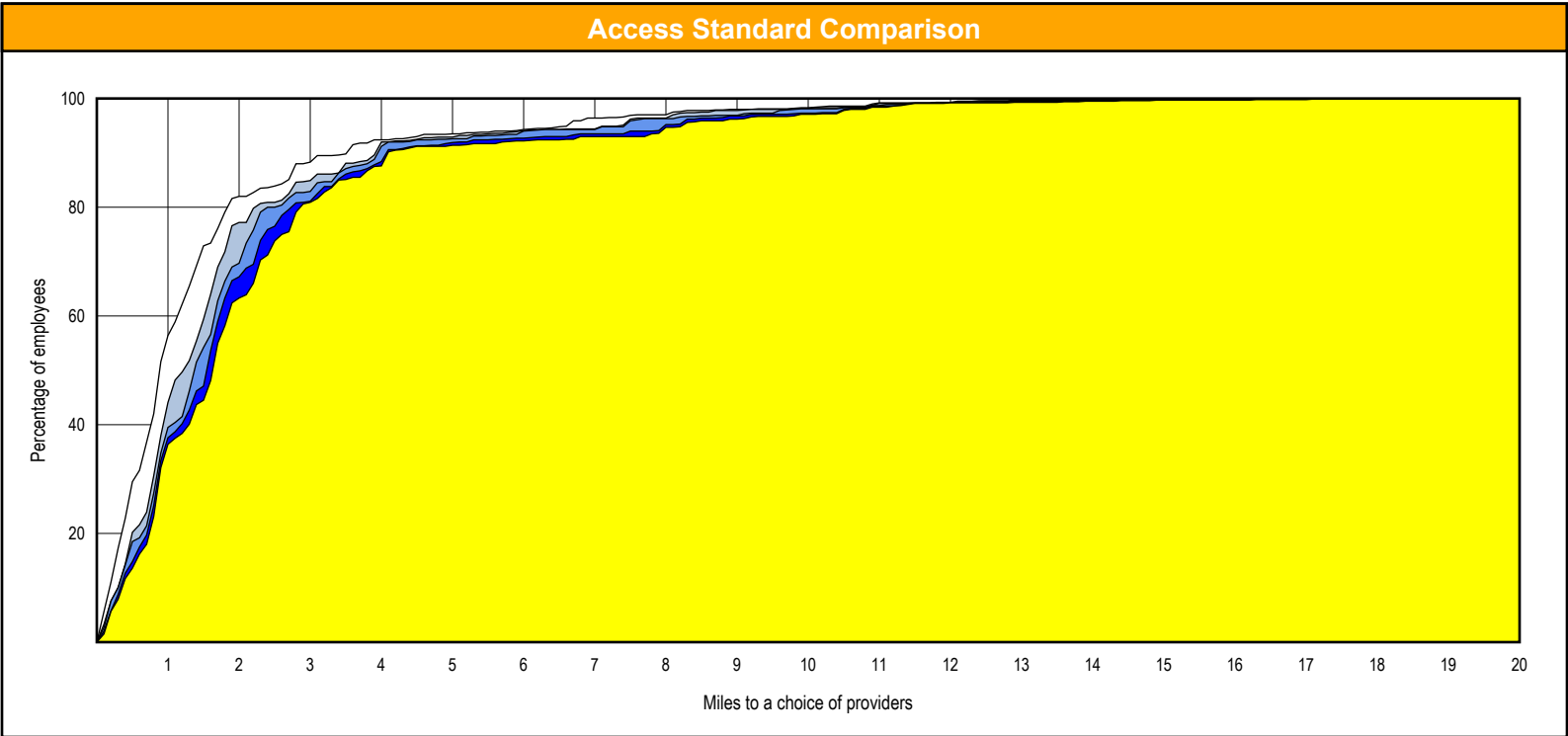
Access Analysis
Access Standards
Employee / Provider Groups
State of Indiana Employees - Urban
Other Licensed Practitioners

Comparison Graph
Percent of employees with access to a choice of providers over miles
1st closest
2nd closest
3rd closest
4th closest
5th closest

¹ The Access Standard is defined as (State of Indiana Employees - Urban) employees accessing:
2 (Other Licensed Practitioners) providers in 5 miles



Distances	
	Average
Distance to 1st closest provider	1.6 miles
Distance to 2nd closest provider	1.9 miles
Distance to 3rd closest provider	2.0 miles
Distance to 4th closest provider	2.2 miles
Distance to 5th closest provider	2.3 miles



Access Overview

February 18, 2021

Access Analysis
Access Standards

Employee / Provider Groups
State of Indiana Employees - Urban
Licensed Chemical Dependency
Counselors

Comparison Graph

Percent of employees with access to a
choice of providers over miles

- 1st closest
- 2nd closest
- 3rd closest
- 4th closest
- 5th closest

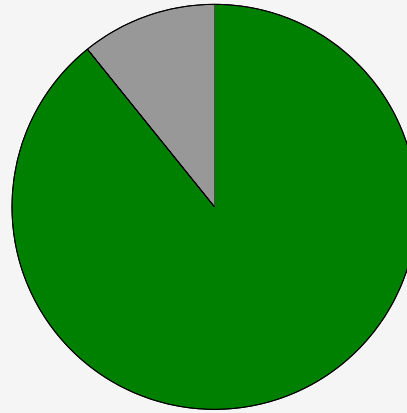
¹ The Access Standard is defined as
(State of Indiana Employees - Urban)
employees accessing:

2 (Licensed Chemical Dependency
Counselors) providers in 5 miles

Overall Access¹

16,088 Employees
17,847 providers at 22,343 locations (Licensed Chemical
Dependency Counselors)

- 14,343 (89.2%) Employees with access
- 1,745 (10.8%) Employees without access
- 0 (0.0%) Employees excluded

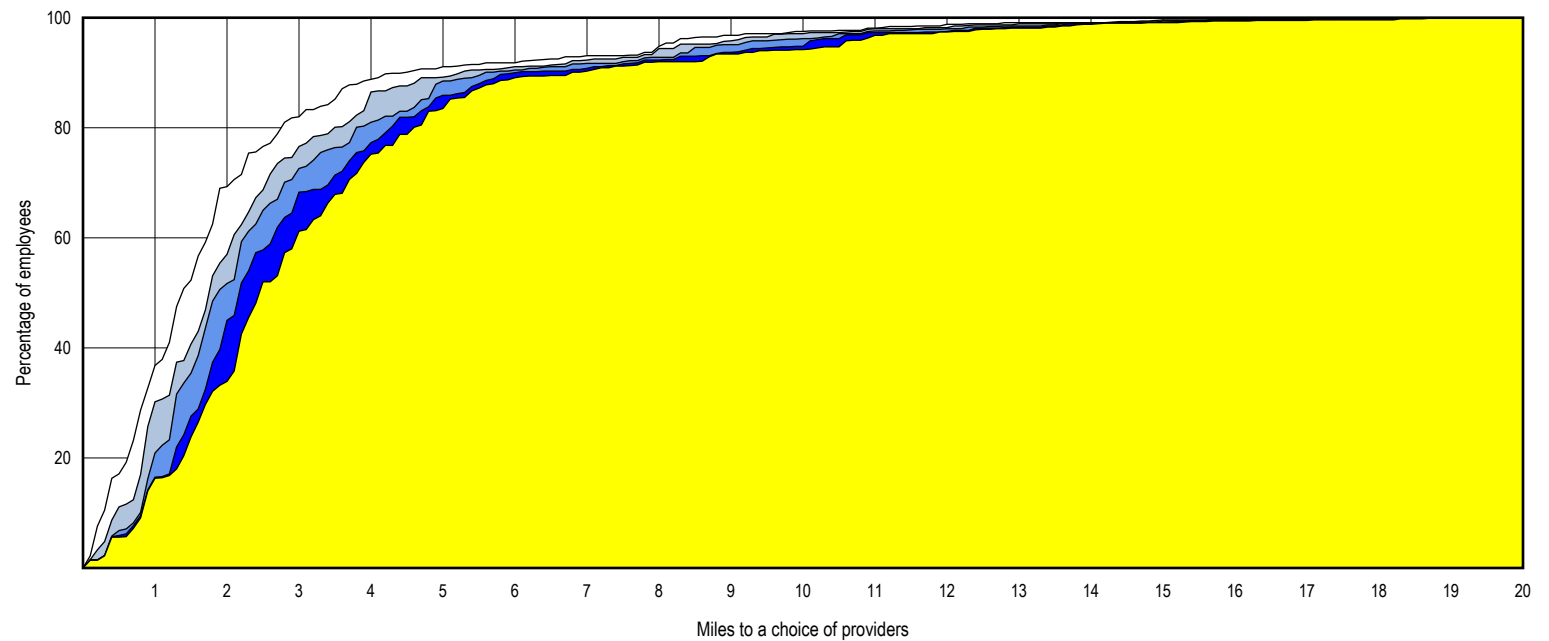


Distances

Average

Distance to 1st closest provider	2.2 miles
Distance to 2nd closest provider	2.6 miles
Distance to 3rd closest provider	2.9 miles
Distance to 4th closest provider	3.2 miles
Distance to 5th closest provider	3.4 miles

Access Standard Comparison



Access Overview

February 18, 2021

Access Analysis
Access Standards

Employee / Provider Groups
State of Indiana Employees -
Rural/Mixed
Psychologists

Comparison Graph

Percent of employees with access to a
choice of providers over miles

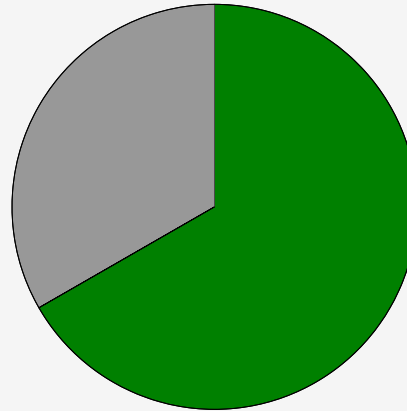
- ☐ 1st closest
- ☐ 2nd closest
- ☐ 3rd closest
- ☐ 4th closest
- ☐ 5th closest

¹ The Access Standard is defined as
(State of Indiana Employees -
Rural/Mixed) employees accessing:
2 (Psychologists) providers in 10 miles

Overall Access¹

6,591 Employees
29,323 providers at 23,750 locations (Psychologists)

- 4,399 (66.7%) Employees with access
- 2,192 (33.3%) Employees without access
- 0 (0.0%) Employees excluded

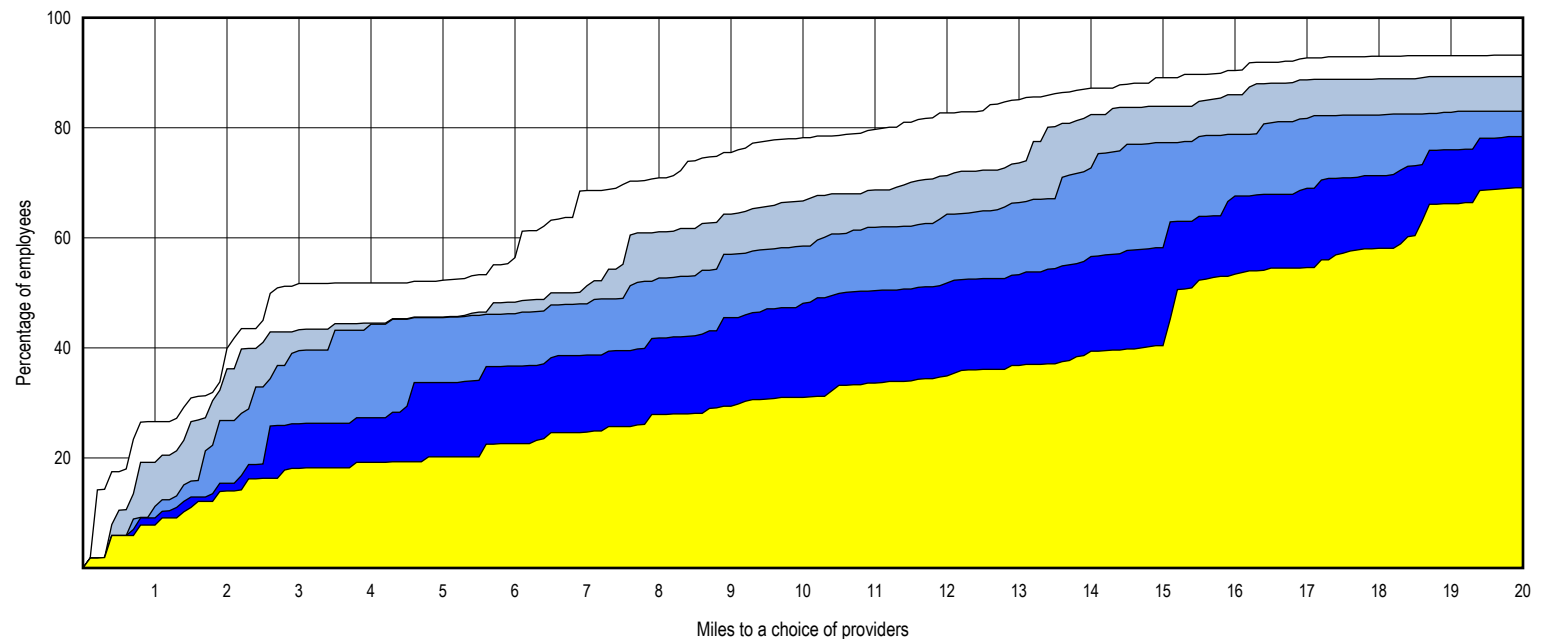


Distances

Average

Distance to 1st closest provider	6.1 miles
Distance to 2nd closest provider	8.1 miles
Distance to 3rd closest provider	9.6 miles
Distance to 4th closest provider	12.3 miles
Distance to 5th closest provider	15.4 miles

Access Standard Comparison




Access Overview

February 18, 2021

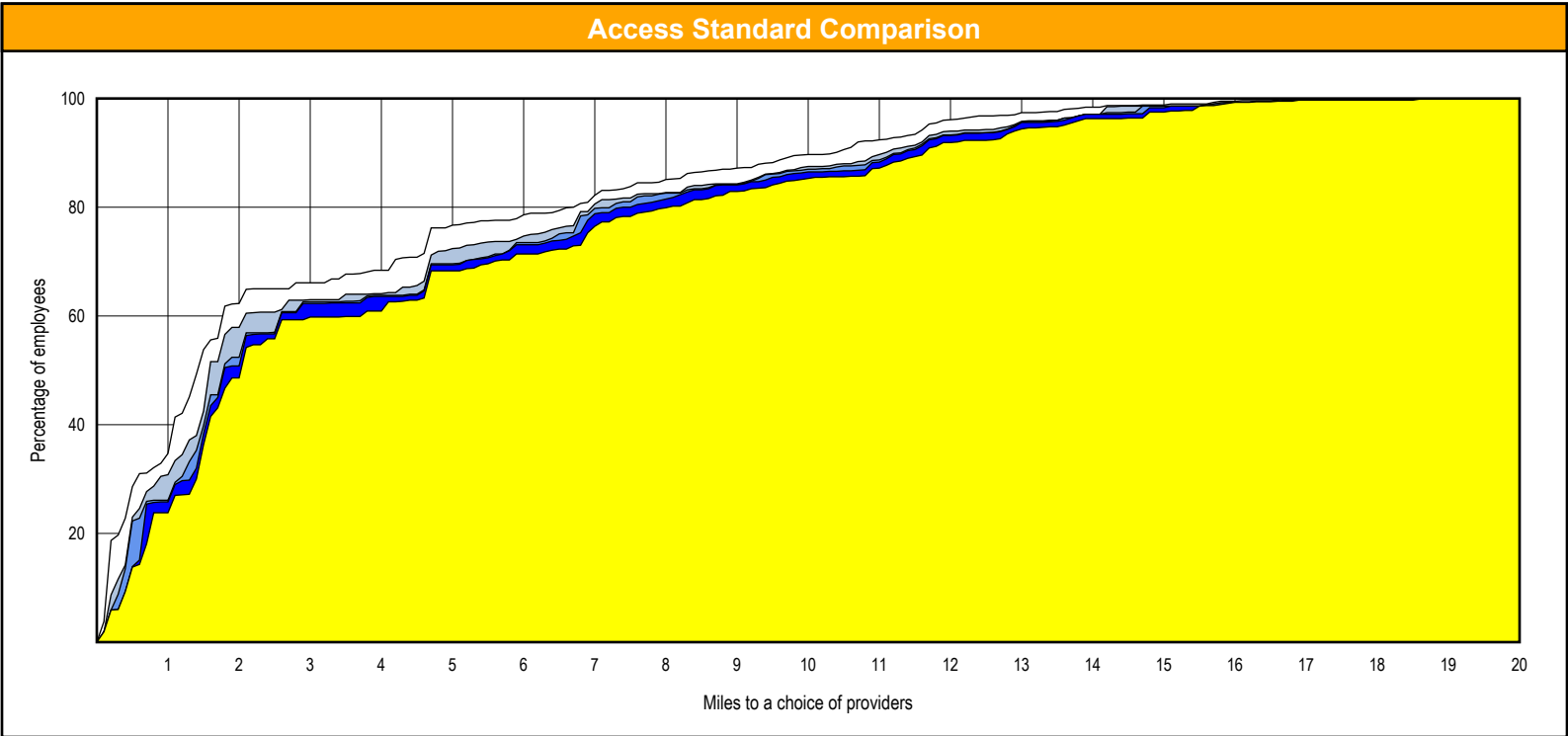
Access Analysis
Access Standards
Employee / Provider Groups
State of Indiana Employees - Rural/Mixed
Other Licensed Practitioners

Comparison Graph
Percent of employees with access to a choice of providers over miles
1st closest
2nd closest
3rd closest
4th closest
5th closest

¹ The Access Standard is defined as (State of Indiana Employees - Rural/Mixed) employees accessing:
2 (Other Licensed Practitioners) providers in 10 miles



Distances	
	Average
Distance to 1st closest provider	3.3 miles
Distance to 2nd closest provider	3.8 miles
Distance to 3rd closest provider	4.0 miles
Distance to 4th closest provider	4.1 miles
Distance to 5th closest provider	4.3 miles



Access Overview

February 18, 2021

Access Analysis
Access Standards
Employee / Provider Groups
State of Indiana Employees - Rural/Mixed
Licensed Chemical Dependency Counselors

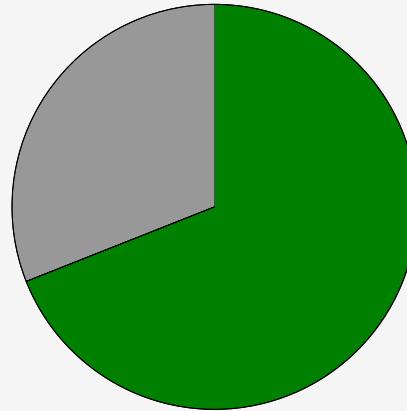
Comparison Graph
Percent of employees with access to a choice of providers over miles
1st closest
2nd closest
3rd closest
4th closest
5th closest

¹ The Access Standard is defined as (State of Indiana Employees - Rural/Mixed) employees accessing:
2 (Licensed Chemical Dependency Counselors) providers in 10 miles

Overall Access¹

6,591 Employees
17,847 providers at 22,343 locations (Licensed Chemical Dependency Counselors)

4,546 (69.0%) Employees with access
2,045 (31.0%) Employees without access
0 (0.0%) Employees excluded

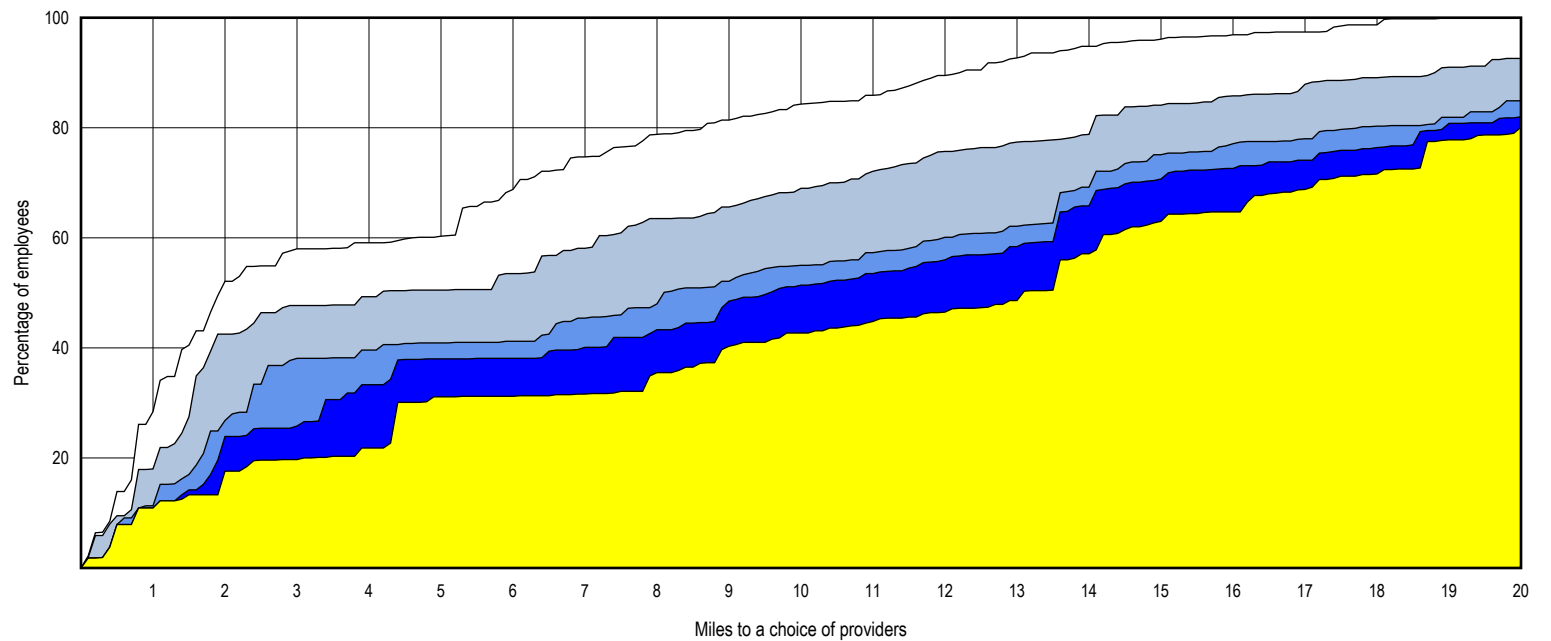


Distances

Average

Distance to 1st closest provider	4.6 miles
Distance to 2nd closest provider	7.2 miles
Distance to 3rd closest provider	9.8 miles
Distance to 4th closest provider	10.8 miles
Distance to 5th closest provider	12.8 miles

Access Standard Comparison



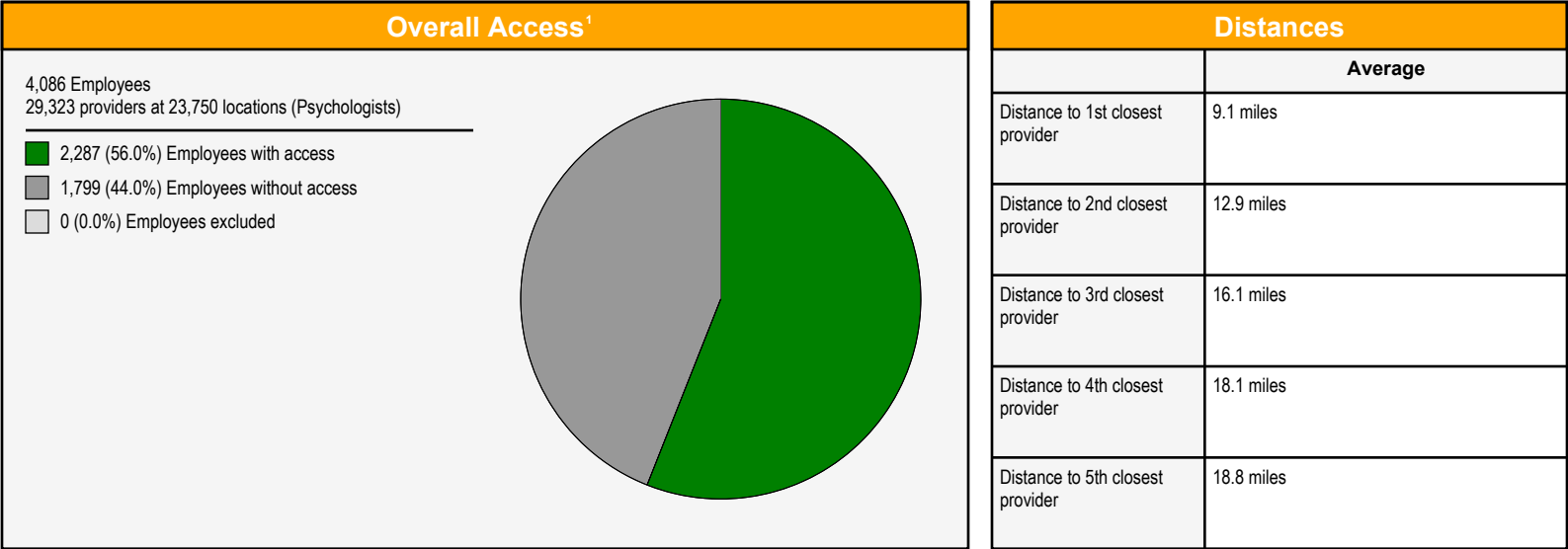
Access Overview

February 18, 2021

Access Analysis
Access Standards
Employee / Provider Groups
State of Indiana Employees - Rural
Psychologists

Comparison Graph
Percent of employees with access to a choice of providers over miles
1st closest
2nd closest
3rd closest
4th closest
5th closest

¹ The Access Standard is defined as
(State of Indiana Employees - Rural)
employees accessing:
2 (Psychologists) providers in 15 miles



Access Overview

February 18, 2021

Access Analysis
Access Standards
Employee / Provider Groups
State of Indiana Employees - Rural
Other Licensed Practitioners

Comparison Graph
Percent of employees with access to a choice of providers over miles
1st closest
2nd closest
3rd closest
4th closest
5th closest

¹ The Access Standard is defined as (State of Indiana Employees - Rural) employees accessing:
2 (Other Licensed Practitioners) providers in 15 miles

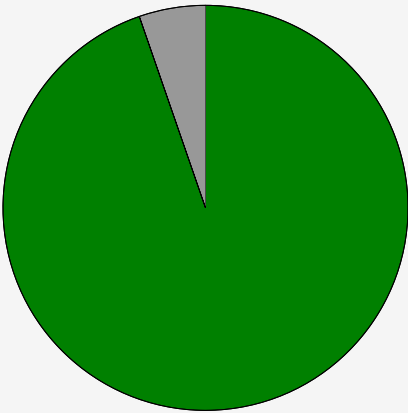
Overall Access¹

4,086 Employees
149,016 providers at 70,851 locations (Other Licensed Practitioners)

3,868 (94.7%) Employees with access

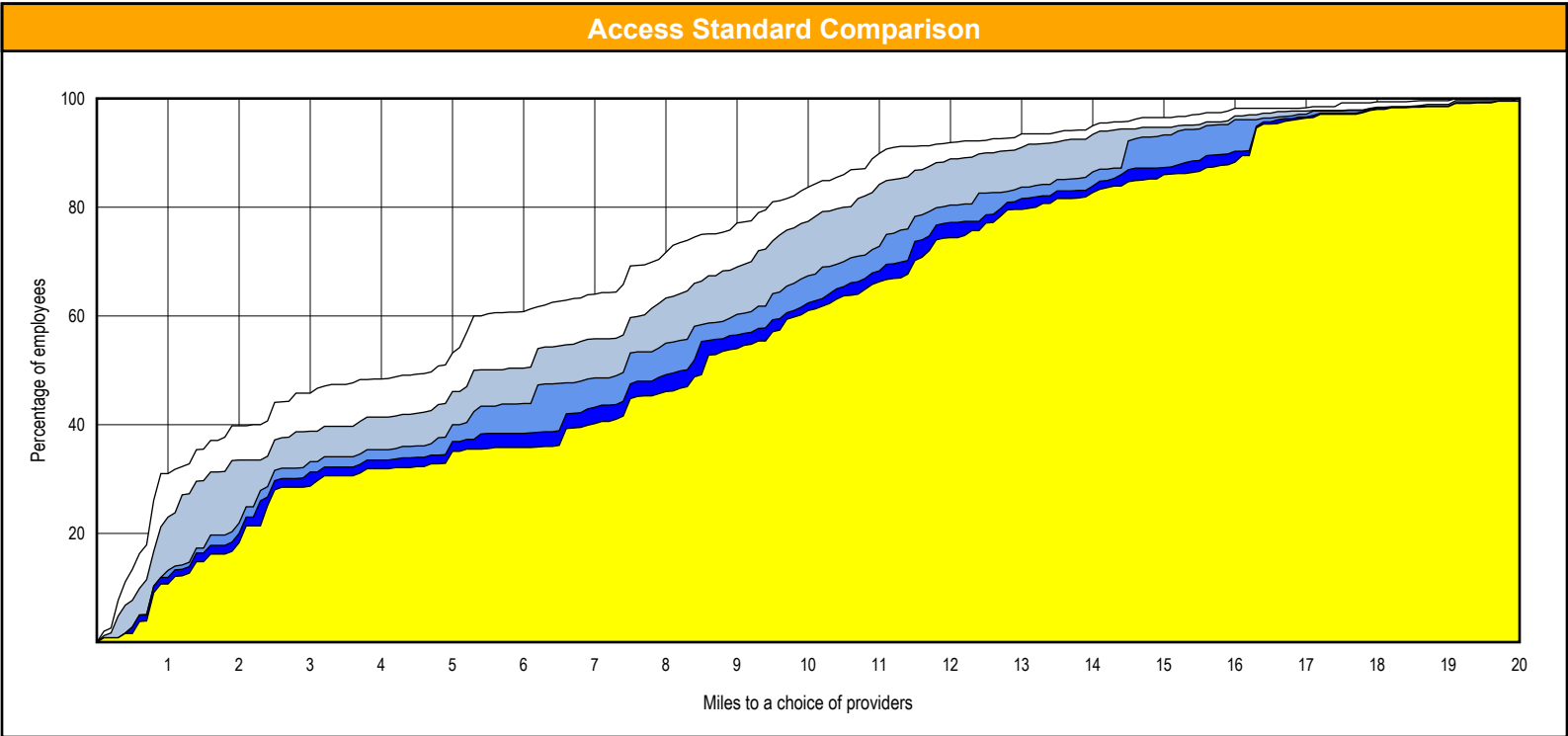
218 (5.3%) Employees without access

0 (0.0%) Employees excluded



Distances

	Average
Distance to 1st closest provider	5.2 miles
Distance to 2nd closest provider	6.1 miles
Distance to 3rd closest provider	7.3 miles
Distance to 4th closest provider	7.9 miles
Distance to 5th closest provider	8.2 miles



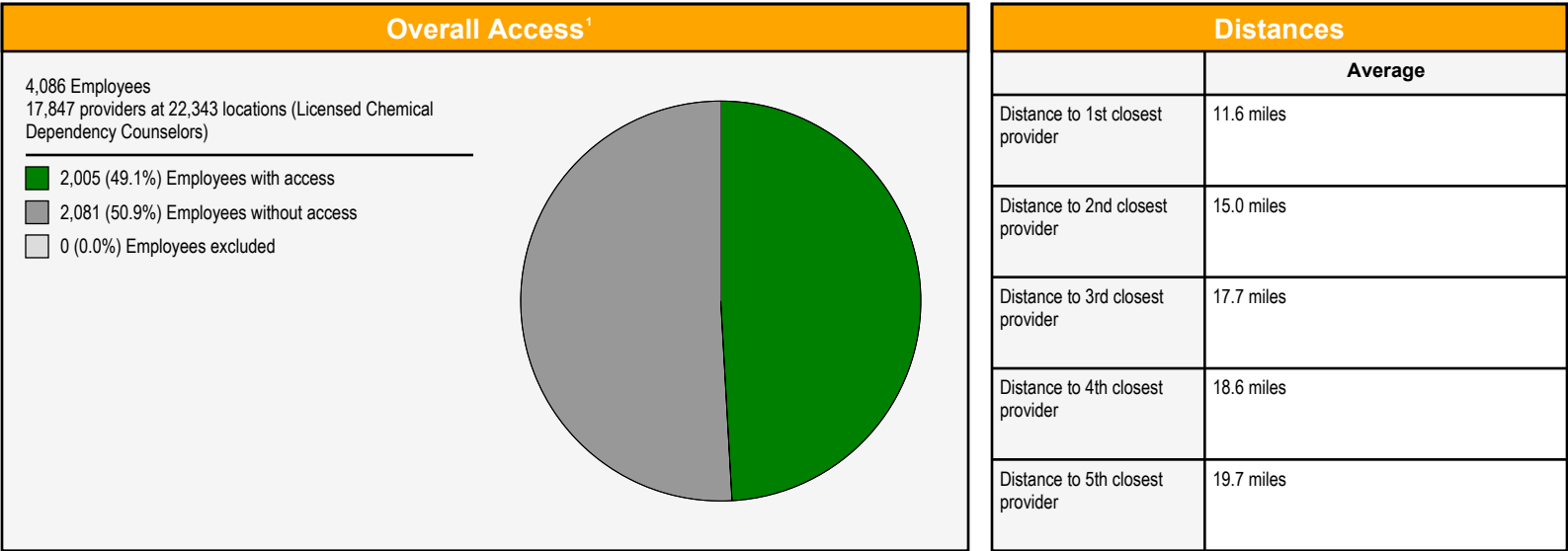
Access Overview

February 18, 2021

Access Analysis
Access Standards
Employee / Provider Groups
State of Indiana Employees - Rural
Licensed Chemical Dependency Counselors

Comparison Graph
Percent of employees with access to a choice of providers over miles
1st closest
2nd closest
3rd closest
4th closest
5th closest

¹ The Access Standard is defined as (State of Indiana Employees - Rural) employees accessing:
2 (Licensed Chemical Dependency Counselors) providers in 15 miles



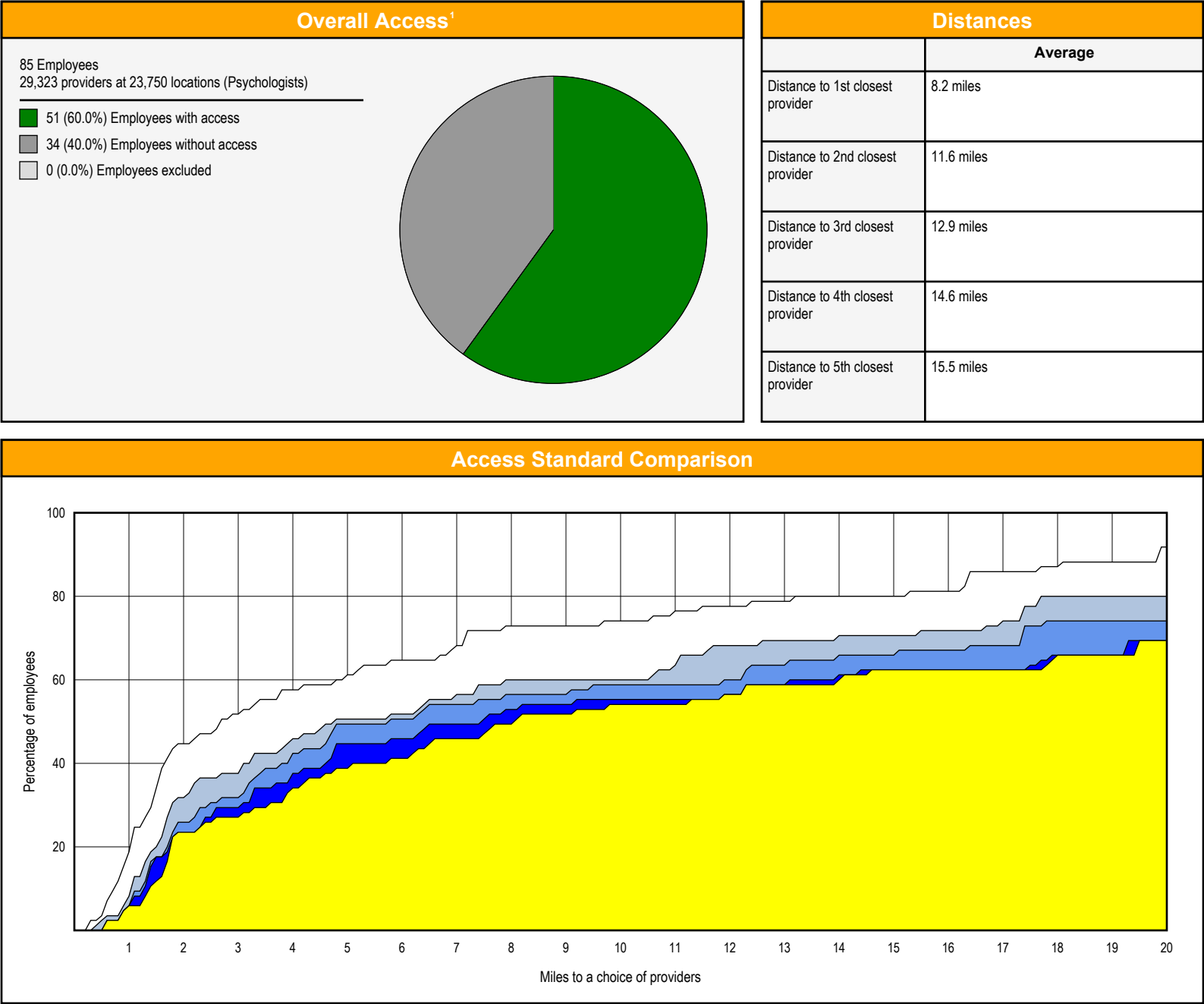
Access Overview

February 18, 2021

Access Analysis
Access Standards
Employee / Provider Groups
State of Indiana Employees - Out of State
Psychologists

Comparison Graph
Percent of employees with access to a choice of providers over miles
1st closest
2nd closest
3rd closest
4th closest
5th closest

¹ The Access Standard is defined as (State of Indiana Employees - Out of State) employees accessing:
2 (Psychologists) providers in 10 miles




Access Overview

February 18, 2021

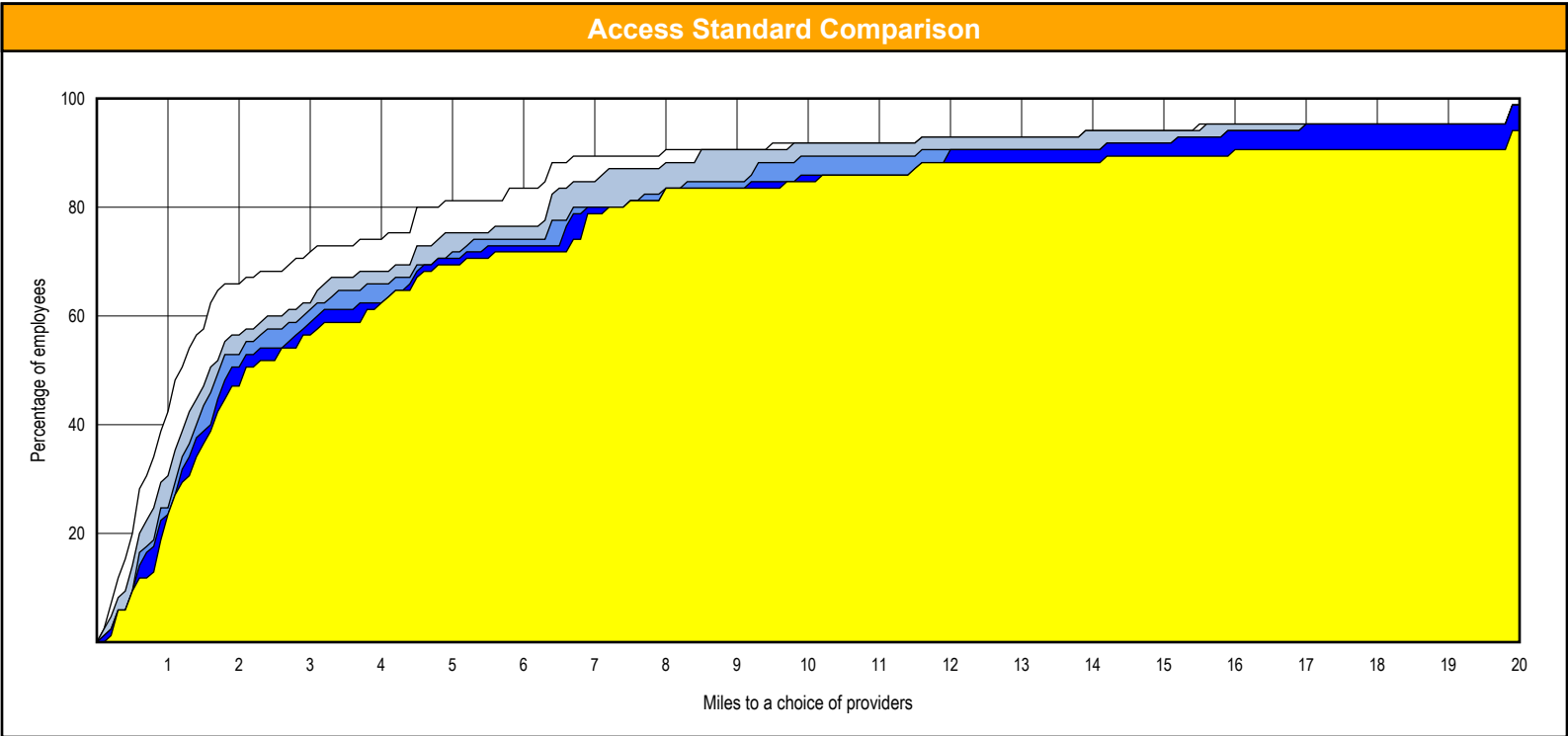
Access Analysis
Access Standards
Employee / Provider Groups
State of Indiana Employees - Out of State
Other Licensed Practitioners

Comparison Graph
Percent of employees with access to a choice of providers over miles
1st closest
2nd closest
3rd closest
4th closest
5th closest

¹ The Access Standard is defined as (State of Indiana Employees - Out of State) employees accessing: 2 (Other Licensed Practitioners) providers in 10 miles



Distances	
	Average
Distance to 1st closest provider	3.3 miles
Distance to 2nd closest provider	3.9 miles
Distance to 3rd closest provider	4.6 miles
Distance to 4th closest provider	4.9 miles
Distance to 5th closest provider	5.5 miles



Access Overview

February 18, 2021

Access Analysis

Access Standards

Employee / Provider Groups

State of Indiana Employees - Out of State

Licensed Chemical Dependency Counselors

Comparison Graph

Percent of employees with access to a choice of providers over miles

- 1st closest
- 2nd closest
- 3rd closest
- 4th closest
- 5th closest

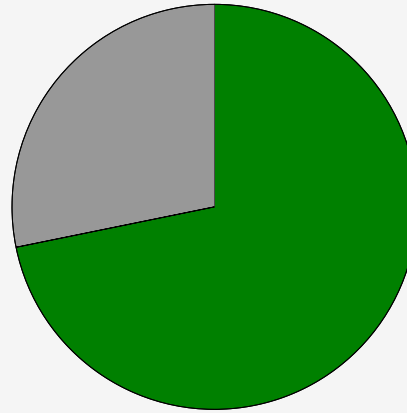
¹ The Access Standard is defined as (State of Indiana Employees - Out of State) employees accessing:

2 (Licensed Chemical Dependency Counselors) providers in 10 miles

Overall Access¹

85 Employees
17,847 providers at 22,343 locations (Licensed Chemical Dependency Counselors)

- 61 (71.8%) Employees with access
- 24 (28.2%) Employees without access
- 0 (0.0%) Employees excluded

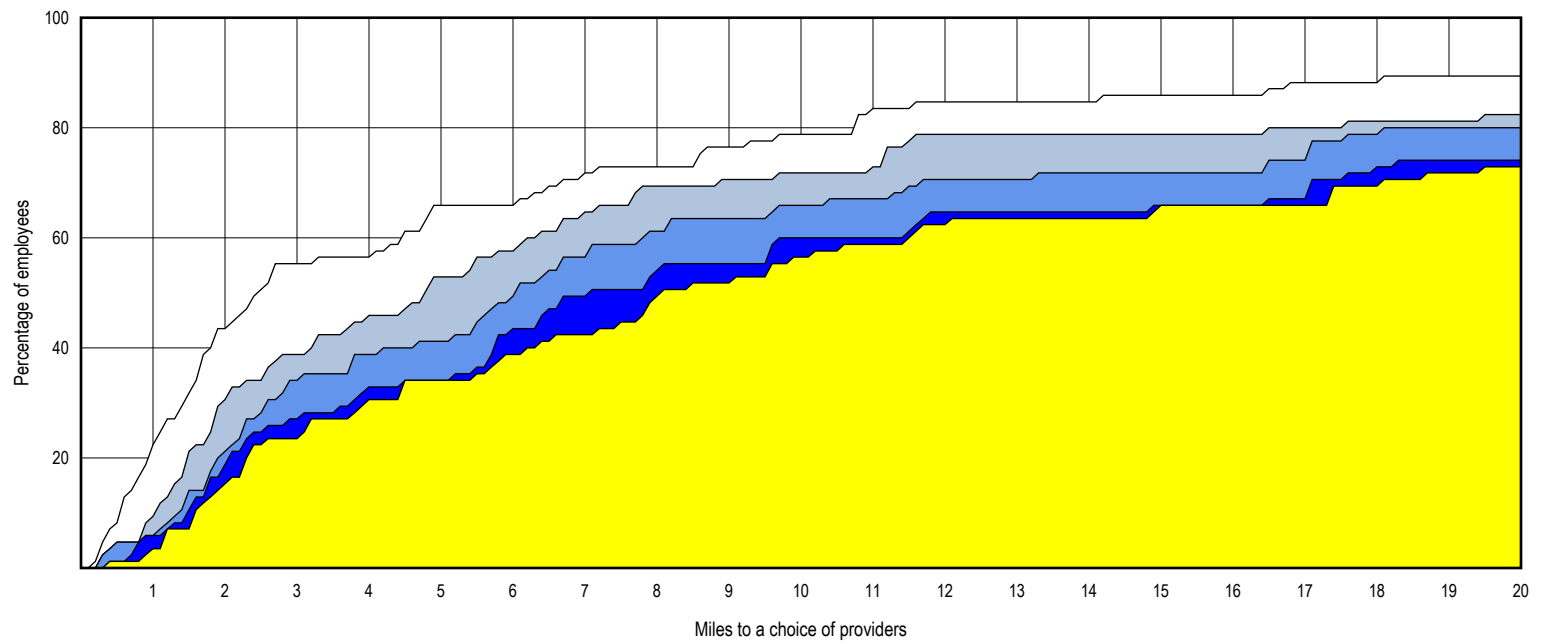


Distances

Average

Distance to 1st closest provider	6.4 miles
Distance to 2nd closest provider	8.7 miles
Distance to 3rd closest provider	10.9 miles
Distance to 4th closest provider	13.3 miles
Distance to 5th closest provider	14.7 miles

Access Standard Comparison



With Access Summary By City

February 18, 2021

Access Analysis
Access Standards

Employee Group
State of Indiana Employees - Urban

Provider Group
Psychologists

¹ Provider counts represent:
#: Provider access points
P: Unique providers
L: Unique provider locations

All Employees										
Employee		Provider		With Access		Counts ¹			Average Distance	
Group	#	Group	Standard	#	%	#	P	L	1	2
State of Indiana Employees - Urban	16,088	Psychologists	2 in 5 miles	14,752	91.7	60,196	29,323	23,750	1.5	1.8

Key Geographic Areas										
City	Employee	Provider		With Access		Counts ¹		Average Distance		
	#	Group	Standard	#	%	#	1	2		
Indianapolis, IN	6,474	Psychologists	2 in 5 miles	6,394	98.8	546	1.4	1.6		
Greenwood, IN	588	Psychologists	2 in 5 miles	588	100.0	27	1.6	1.6		
Fort Wayne, IN	575	Psychologists	2 in 5 miles	543	94.4	77	1.4	2.0		
Anderson, IN	480	Psychologists	2 in 5 miles	480	100.0	74	1.7	1.8		
Terre Haute, IN	430	Psychologists	2 in 5 miles	429	99.8	19	1.8	2.4		
Fishers, IN	426	Psychologists	2 in 5 miles	426	100.0	7	1.9	1.9		
Evansville, IN	460	Psychologists	2 in 5 miles	414	90.0	43	1.6	2.1		
Michigan City, IN	322	Psychologists	2 in 5 miles	322	100.0	10	1.4	1.5		
Carmel, IN	318	Psychologists	2 in 5 miles	318	100.0	39	0.8	1.3		
Plainfield, IN	284	Psychologists	2 in 5 miles	284	100.0	3	0.2	0.2		
Noblesville, IN	277	Psychologists	2 in 5 miles	277	100.0	27	2.6	2.7		
South Bend, IN	273	Psychologists	2 in 5 miles	272	99.6	18	2.3	2.7		
Muncie, IN	250	Psychologists	2 in 5 miles	250	100.0	48	1.2	1.3		
Lafayette, IN	249	Psychologists	2 in 5 miles	249	100.0	55	2.1	2.2		
Avon, IN	238	Psychologists	2 in 5 miles	238	100.0	8	1.0	1.0		
Bloomington, IN	232	Psychologists	2 in 5 miles	231	99.6	21	1.4	1.8		
Brownsburg, IN	226	Psychologists	2 in 5 miles	226	100.0	4	0.9	1.1		
Gary, IN	221	Psychologists	2 in 5 miles	221	100.0	4	1.9	3.0		
Valparaiso, IN	201	Psychologists	2 in 5 miles	201	100.0	16	1.2	1.3		
Portage, IN	174	Psychologists	2 in 5 miles	174	100.0	2	1.4	3.0		
Franklin, IN	169	Psychologists	2 in 5 miles	169	100.0	4	0.9	1.3		
Westfield, IN	130	Psychologists	2 in 5 miles	130	100.0	2	2.2	2.3		
Merrillville, IN	129	Psychologists	2 in 5 miles	129	100.0	27	1.7	1.7		
Camby, IN	123	Psychologists	2 in 5 miles	123	100.0	1	1.9	3.5		
Hobart, IN	99	Psychologists	2 in 5 miles	99	100.0	5	1.9	1.9		
West Lafayette, IN	99	Psychologists	2 in 5 miles	99	100.0	19	3.7	3.7		
Beech Grove, IN	92	Psychologists	2 in 5 miles	92	100.0	0	1.2	1.2		
Mishawaka, IN	88	Psychologists	2 in 5 miles	88	100.0	12	1.3	1.4		
Crown Point, IN	85	Psychologists	2 in 5 miles	85	100.0	14	0.9	1.8		
Danville, IN	85	Psychologists	2 in 5 miles	85	100.0	1	1.8	3.8		
Hammond, IN	85	Psychologists	2 in 5 miles	85	100.0	5	1.4	1.5		
Elkhart, IN	83	Psychologists	2 in 5 miles	83	100.0	5	1.4	2.3		
Chesterton, IN	81	Psychologists	2 in 5 miles	81	100.0	5	0.8	1.4		
Whiteland, IN	79	Psychologists	2 in 5 miles	79	100.0	0	4.0	4.1		
Jeffersonville, IN	74	Psychologists	2 in 5 miles	74	100.0	4	0.4	0.4		

With Access Summary By City

February 18, 2021

Access Analysis
Access Standards

Employee Group
State of Indiana Employees -
Rural/Mixed

Provider Group
Psychologists

¹ Provider counts represent:
#: Provider access points
P: Unique providers
L: Unique provider locations

All Employees										
Employee		Provider		With Access		Counts ¹			Average Distance	
Group	#	Group	Standard	#	%	#	P	L	1	2
State of Indiana Employees - Rura...	6,591	Psychologists	2 in 10 miles	4,399	66.7	60,196	29,323	23,750	2.9	3.4

Key Geographic Areas										
City	Employee	Provider		With Access		Counts ¹		Average Distance		
	#	Group	Standard	#	%	#	1	2		
Logansport, IN	359	Psychologists	2 in 10 miles	359	100.0	4	0.2	0.8		
Madison, IN	314	Psychologists	2 in 10 miles	314	100.0	2	6.1	7.6		
Marion, IN	295	Psychologists	2 in 10 miles	295	100.0	3	1.3	1.8		
Greenfield, IN	271	Psychologists	2 in 10 miles	271	100.0	15	0.2	0.4		
Richmond, IN	270	Psychologists	2 in 10 miles	270	100.0	4	2.0	2.0		
Kokomo, IN	252	Psychologists	2 in 10 miles	252	100.0	24	0.2	0.2		
Columbus, IN	213	Psychologists	2 in 10 miles	213	100.0	4	5.3	5.6		
New Castle, IN	173	Psychologists	2 in 10 miles	173	100.0	3	0.2	0.5		
Mooresville, IN	158	Psychologists	2 in 10 miles	158	100.0	2	0.7	1.8		
Shelbyville, IN	124	Psychologists	2 in 10 miles	124	100.0	16	0.7	0.7		
Crawfordsville, IN	123	Psychologists	2 in 10 miles	123	100.0	12	1.9	1.9		
Zionsville, IN	118	Psychologists	2 in 10 miles	118	100.0	2	5.6	5.6		
Newburgh, IN	99	Psychologists	2 in 10 miles	99	100.0	11	2.6	2.6		
Lebanon, IN	83	Psychologists	2 in 10 miles	83	100.0	12	0.4	1.1		
Hanover, IN	76	Psychologists	2 in 10 miles	76	100.0	0	6.0	7.0		
Huntington, IN	74	Psychologists	2 in 10 miles	74	100.0	6	1.4	1.4		
New Palestine, IN	71	Psychologists	2 in 10 miles	71	100.0	0	6.5	6.5		
Wabash, IN	71	Psychologists	2 in 10 miles	71	100.0	8	0.7	0.7		
Fortville, IN	70	Psychologists	2 in 10 miles	70	100.0	0	6.1	6.8		
McCordsville, IN	66	Psychologists	2 in 10 miles	66	100.0	1	2.7	3.5		
New Albany, IN	59	Psychologists	2 in 10 miles	59	100.0	10	1.5	4.2		
Frankfort, IN	52	Psychologists	2 in 10 miles	52	100.0	15	1.5	1.5		
Angola, IN	51	Psychologists	2 in 10 miles	51	100.0	4	2.2	2.2		
Decatur, IN	51	Psychologists	2 in 10 miles	51	100.0	3	1.4	1.4		
Jasper, IN	46	Psychologists	2 in 10 miles	46	100.0	3	2.1	2.1		
Whitestown, IN	43	Psychologists	2 in 10 miles	43	100.0	0	8.4	8.6		
Plymouth, IN	42	Psychologists	2 in 10 miles	42	100.0	4	1.8	1.8		
Auburn, IN	41	Psychologists	2 in 10 miles	41	100.0	4	1.3	1.3		
Warsaw, IN	40	Psychologists	2 in 10 miles	40	100.0	16	2.2	2.2		
Centerville, IN	39	Psychologists	2 in 10 miles	39	100.0	0	7.5	7.5		
Middletown, IN	37	Psychologists	2 in 10 miles	37	100.0	0	7.6	7.6		
Huntingburg, IN	33	Psychologists	2 in 10 miles	33	100.0	0	8.9	8.9		
Monrovia, IN	33	Psychologists	2 in 10 miles	33	100.0	0	8.3	8.9		
Gas City, IN	31	Psychologists	2 in 10 miles	31	100.0	0	8.6	9.7		
Albion, IN	30	Psychologists	2 in 10 miles	30	100.0	3	3.0	3.0		

With Access Summary By City

February 18, 2021

Access Analysis
Access Standards

Employee Group
State of Indiana Employees - Rural

Provider Group
Psychologists

¹ Provider counts represent:
#: Provider access points
P: Unique providers
L: Unique provider locations

All Employees										
Employee		Provider		With Access		Counts ¹			Average Distance	
Group	#	Group	Standard	#	%	#	P	L	1	2
State of Indiana Employees - Rural	4,086	Psychologists	2 in 15 miles	2,287	56.0	60,196	29,323	23,750	6.3	7.9

Key Geographic Areas										
City	Employee	Provider		With Access		Counts ¹	Average Distance			
	#	Group	Standard	#	%	#	1	2		
North Vernon, IN	131	Psychologists	2 in 15 miles	131	100.0	3	7.1	7.3		
Greencastle, IN	124	Psychologists	2 in 15 miles	124	100.0	5	6.2	8.4		
Sullivan, IN	123	Psychologists	2 in 15 miles	123	100.0	2	0.3	2.1		
Tell City, IN	122	Psychologists	2 in 15 miles	122	100.0	1	2.5	5.4		
Rockville, IN	91	Psychologists	2 in 15 miles	91	100.0	3	4.2	4.7		
Monticello, IN	83	Psychologists	2 in 15 miles	83	100.0	8	6.5	6.5		
Clinton, IN	64	Psychologists	2 in 15 miles	64	100.0	3	2.0	2.0		
Cloverdale, IN	58	Psychologists	2 in 15 miles	58	100.0	0	9.5	9.5		
Jasonville, IN	57	Psychologists	2 in 15 miles	57	100.0	0	12.8	14.7		
Columbia City, IN	50	Psychologists	2 in 15 miles	50	100.0	7	0.8	1.0		
Rensselaer, IN	47	Psychologists	2 in 15 miles	47	100.0	9	1.5	1.6		
Bluffton, IN	44	Psychologists	2 in 15 miles	44	100.0	3	0.8	0.8		
Shelburn, IN	44	Psychologists	2 in 15 miles	44	100.0	0	4.8	6.6		
Liberty, IN	40	Psychologists	2 in 15 miles	40	100.0	0	14.6	14.6		
Carlisle, IN	39	Psychologists	2 in 15 miles	39	100.0	0	9.3	11.5		
Paoli, IN	36	Psychologists	2 in 15 miles	36	100.0	1	3.2	13.0		
Tipton, IN	36	Psychologists	2 in 15 miles	36	100.0	1	0.8	12.3		
Batesville, IN	35	Psychologists	2 in 15 miles	35	100.0	6	1.2	1.4		
Brookville, IN	31	Psychologists	2 in 15 miles	31	100.0	2	3.8	3.8		
Dugger, IN	31	Psychologists	2 in 15 miles	31	100.0	0	9.6	11.8		
Delphi, IN	27	Psychologists	2 in 15 miles	27	100.0	9	0.7	2.4		
Farmersburg, IN	25	Psychologists	2 in 15 miles	25	100.0	0	9.0	10.4		
Rockport, IN	25	Psychologists	2 in 15 miles	25	100.0	2	1.6	2.2		
Cannelton, IN	24	Psychologists	2 in 15 miles	24	100.0	0	6.2	8.0		
Williamsport, IN	24	Psychologists	2 in 15 miles	24	100.0	0	9.6	12.9		
Butler, IN	23	Psychologists	2 in 15 miles	23	100.0	0	10.7	10.9		
Ossian, IN	23	Psychologists	2 in 15 miles	23	100.0	0	10.6	10.6		
Vevay, IN	22	Psychologists	2 in 15 miles	22	100.0	2	3.7	3.7		
Carthage, IN	21	Psychologists	2 in 15 miles	21	100.0	0	13.9	13.9		
Churubusco, IN	21	Psychologists	2 in 15 miles	21	100.0	1	2.0	11.7		
Osgood, IN	21	Psychologists	2 in 15 miles	21	100.0	0	14.1	14.1		
Gosport, IN	20	Psychologists	2 in 15 miles	20	100.0	0	10.1	11.7		
Milan, IN	19	Psychologists	2 in 15 miles	19	100.0	0	14.0	14.0		
Rosedale, IN	19	Psychologists	2 in 15 miles	19	100.0	0	8.4	8.4		
Brookston, IN	18	Psychologists	2 in 15 miles	18	100.0	0	9.7	9.7		

With Access Summary By City

February 18, 2021

Access Analysis
Access Standards

Employee Group
State of Indiana Employees - Out of State

Provider Group
Psychologists

¹ Provider counts represent:
#: Provider access points
P: Unique providers
L: Unique provider locations

All Employees										
Employee		Provider		With Access		Counts ¹			Average Distance	
Group	#	Group	Standard	#	%	#	P	L	1	2
State of Indiana Employees - Out...	85	Psychologists	2 in 10 miles	51	60.0	60,196	29,323	23,750	2.1	2.8

Key Geographic Areas										
City	Employee	Provider		With Access		Counts ¹		Average Distance		
	#	Group	Standard	#	%	#	1	2		
Fort Myers, FL	3	Psychologists	2 in 10 miles	3	100.0	63	2.0	2.7		
Naples, FL	2	Psychologists	2 in 10 miles	2	100.0	147	1.2	1.2		
Toledo, OH	2	Psychologists	2 in 10 miles	2	100.0	62	1.1	1.1		
Aurora, IL	1	Psychologists	2 in 10 miles	1	100.0	30	0.9	1.0		
Beaufort, NC	1	Psychologists	2 in 10 miles	1	100.0	0	7.9	7.9		
Bowling Green, KY	1	Psychologists	2 in 10 miles	1	100.0	52	1.4	1.4		
Bradenton, FL	1	Psychologists	2 in 10 miles	1	100.0	69	1.5	4.2		
Cape Coral, FL	1	Psychologists	2 in 10 miles	1	100.0	3	7.0	7.4		
Champaign, IL	1	Psychologists	2 in 10 miles	1	100.0	5	1.6	3.3		
Columbia, SC	1	Psychologists	2 in 10 miles	1	100.0	19	2.6	4.6		
Dayton, OH	1	Psychologists	2 in 10 miles	1	100.0	108	1.7	1.7		
Fairborn, OH	1	Psychologists	2 in 10 miles	1	100.0	7	1.9	1.9		
Fort Lauderdale, FL	1	Psychologists	2 in 10 miles	1	100.0	241	1.1	1.7		
Gill, MA	1	Psychologists	2 in 10 miles	1	100.0	0	5.8	5.8		
Grand Blanc, MI	1	Psychologists	2 in 10 miles	1	100.0	10	0.8	1.8		
Houston, TX	1	Psychologists	2 in 10 miles	1	100.0	331	0.9	0.9		
Hudson, IL	1	Psychologists	2 in 10 miles	1	100.0	0	6.9	7.4		
Irmo, SC	1	Psychologists	2 in 10 miles	1	100.0	1	2.9	6.5		
Jackson, NJ	1	Psychologists	2 in 10 miles	1	100.0	1	1.1	6.4		
Keller, TX	1	Psychologists	2 in 10 miles	1	100.0	7	1.7	1.7		
Langhorne, PA	1	Psychologists	2 in 10 miles	1	100.0	11	1.0	1.1		
Leitchfield, KY	1	Psychologists	2 in 10 miles	1	100.0	3	2.7	2.7		
Lexington, KY	1	Psychologists	2 in 10 miles	1	100.0	64	1.6	1.6		
Madisonville, KY	1	Psychologists	2 in 10 miles	1	100.0	8	0.6	0.9		
Mansfield, OH	1	Psychologists	2 in 10 miles	1	100.0	5	1.8	2.1		
McKinney, TX	1	Psychologists	2 in 10 miles	1	100.0	34	1.5	2.2		
Miller Place, NY	1	Psychologists	2 in 10 miles	1	100.0	0	0.9	2.3		
New Berlin, WI	1	Psychologists	2 in 10 miles	1	100.0	13	3.1	3.1		
Ocala, FL	1	Psychologists	2 in 10 miles	1	100.0	11	1.5	1.8		
Orange City, FL	1	Psychologists	2 in 10 miles	1	100.0	1	3.3	6.3		
Orlando, FL	1	Psychologists	2 in 10 miles	1	100.0	135	1.8	1.8		
Osprey, FL	1	Psychologists	2 in 10 miles	1	100.0	0	2.7	3.1		
Pittsburgh, PA	1	Psychologists	2 in 10 miles	1	100.0	319	0.6	1.1		
Pomona, CA	1	Psychologists	2 in 10 miles	1	100.0	0	3.8	3.8		
Portage, IN	1	Psychologists	2 in 10 miles	1	100.0	2	0.8	2.2		

With Access Summary By City

February 18, 2021

Access Analysis
Access Standards

Employee Group
State of Indiana Employees - Urban

Provider Group
Other Licensed Practitioners

¹ Provider counts represent:
#: Provider access points
P: Unique providers
L: Unique provider locations

All Employees										
Employee		Provider		With Access		Counts ¹			Average Distance	
Group	#	Group	Standard	#	%	#	P	L	1	2
State of Indiana Employees - Urban	16,088	Other Licensed Practitioners	2 in 5 miles	14,939	92.9	312,722	149,016	70,851	1.1	1.4

Key Geographic Areas									
City	Employee	Provider		With Access		Counts ¹	Average Distance		
	#	Group	Standard	#	%	#	1	2	
Indianapolis, IN	6,474	Other Licensed Practitioners	2 in 5 miles	6,394	98.8	3,872	1.0	1.2	
Greenwood, IN	588	Other Licensed Practitioners	2 in 5 miles	588	100.0	126	0.9	1.4	
Fort Wayne, IN	575	Other Licensed Practitioners	2 in 5 miles	544	94.6	399	1.2	1.4	
Anderson, IN	480	Other Licensed Practitioners	2 in 5 miles	480	100.0	312	1.5	1.5	
Terre Haute, IN	430	Other Licensed Practitioners	2 in 5 miles	429	99.8	52	1.1	1.3	
Fishers, IN	426	Other Licensed Practitioners	2 in 5 miles	426	100.0	27	1.6	1.6	
Evansville, IN	460	Other Licensed Practitioners	2 in 5 miles	414	90.0	231	1.0	1.5	
Michigan City, IN	322	Other Licensed Practitioners	2 in 5 miles	322	100.0	25	1.4	1.5	
Carmel, IN	318	Other Licensed Practitioners	2 in 5 miles	318	100.0	258	0.2	0.5	
Plainfield, IN	284	Other Licensed Practitioners	2 in 5 miles	284	100.0	21	0.2	0.2	
Noblesville, IN	277	Other Licensed Practitioners	2 in 5 miles	277	100.0	129	2.6	2.6	
South Bend, IN	273	Other Licensed Practitioners	2 in 5 miles	273	100.0	112	1.2	1.9	
Muncie, IN	250	Other Licensed Practitioners	2 in 5 miles	250	100.0	90	0.9	1.4	
Lafayette, IN	249	Other Licensed Practitioners	2 in 5 miles	249	100.0	203	1.1	1.3	
Avon, IN	238	Other Licensed Practitioners	2 in 5 miles	238	100.0	79	0.5	0.5	
Bloomington, IN	232	Other Licensed Practitioners	2 in 5 miles	231	99.6	106	0.9	1.3	
Brownsburg, IN	226	Other Licensed Practitioners	2 in 5 miles	226	100.0	19	0.7	0.7	
Gary, IN	221	Other Licensed Practitioners	2 in 5 miles	221	100.0	13	1.8	3.1	
Valparaiso, IN	201	Other Licensed Practitioners	2 in 5 miles	201	100.0	92	0.7	0.8	
Portage, IN	174	Other Licensed Practitioners	2 in 5 miles	174	100.0	13	1.9	1.9	
Franklin, IN	169	Other Licensed Practitioners	2 in 5 miles	169	100.0	52	0.9	1.5	
Westfield, IN	130	Other Licensed Practitioners	2 in 5 miles	130	100.0	94	1.2	1.2	
Merrillville, IN	129	Other Licensed Practitioners	2 in 5 miles	129	100.0	63	1.3	1.7	
Camby, IN	123	Other Licensed Practitioners	2 in 5 miles	123	100.0	0	2.8	3.5	
Pendleton, IN	101	Other Licensed Practitioners	2 in 5 miles	100	99.0	3	1.2	2.7	
Hobart, IN	99	Other Licensed Practitioners	2 in 5 miles	99	100.0	10	0.6	0.6	
West Lafayette, IN	99	Other Licensed Practitioners	2 in 5 miles	99	100.0	72	3.7	3.7	
Beech Grove, IN	92	Other Licensed Practitioners	2 in 5 miles	92	100.0	0	1.2	1.2	
Mishawaka, IN	88	Other Licensed Practitioners	2 in 5 miles	88	100.0	75	1.2	1.2	
Crown Point, IN	85	Other Licensed Practitioners	2 in 5 miles	85	100.0	56	0.5	0.9	
Danville, IN	85	Other Licensed Practitioners	2 in 5 miles	85	100.0	11	0.5	1.8	
Hammond, IN	85	Other Licensed Practitioners	2 in 5 miles	85	100.0	32	1.2	1.4	
Elkhart, IN	83	Other Licensed Practitioners	2 in 5 miles	83	100.0	80	0.9	1.3	
Chesterton, IN	81	Other Licensed Practitioners	2 in 5 miles	81	100.0	8	1.4	1.4	
Whiteland, IN	79	Other Licensed Practitioners	2 in 5 miles	79	100.0	1	2.2	3.8	

With Access Summary By City

February 18, 2021

Access Analysis
Access Standards

Employee Group
State of Indiana Employees -
Rural/Mixed

Provider Group
Other Licensed Practitioners

¹ Provider counts represent:
#: Provider access points
P: Unique providers
L: Unique provider locations

All Employees										
Employee		Provider		With Access		Counts ¹			Average Distance	
Group	#	Group	Standard	#	%	#	P	L	1	2
State of Indiana Employees - Rura...	6,591	Other Licensed Practition...	2 in 10 miles	5,764	87.5	312,722	149,016	70,851	2.2	2.5

Key Geographic Areas										
City	Employee	Provider		With Access		Counts ¹		Average Distance		
	#	Group	Standard	#	%	#		1	2	
Logansport, IN	359	Other Licensed Practitioners	2 in 10 miles	359	100.0	19		0.2		0.5
Madison, IN	314	Other Licensed Practitioners	2 in 10 miles	314	100.0	31		4.7		4.7
Marion, IN	295	Other Licensed Practitioners	2 in 10 miles	295	100.0	34		0.8		1.1
Greenfield, IN	271	Other Licensed Practitioners	2 in 10 miles	271	100.0	166		0.2		0.2
Richmond, IN	270	Other Licensed Practitioners	2 in 10 miles	270	100.0	42		1.1		1.6
Kokomo, IN	252	Other Licensed Practitioners	2 in 10 miles	252	100.0	180		0.2		0.2
Peru, IN	227	Other Licensed Practitioners	2 in 10 miles	227	100.0	9		1.4		1.6
Columbus, IN	213	Other Licensed Practitioners	2 in 10 miles	213	100.0	40		3.4		5.1
Martinsville, IN	173	Other Licensed Practitioners	2 in 10 miles	173	100.0	8		2.1		2.1
New Castle, IN	173	Other Licensed Practitioners	2 in 10 miles	173	100.0	10		1.1		1.1
Mooreville, IN	158	Other Licensed Practitioners	2 in 10 miles	158	100.0	19		1.8		1.8
Vincennes, IN	143	Other Licensed Practitioners	2 in 10 miles	143	100.0	39		1.5		1.5
Shelbyville, IN	124	Other Licensed Practitioners	2 in 10 miles	124	100.0	160		0.5		0.7
Crawfordsville, IN	123	Other Licensed Practitioners	2 in 10 miles	123	100.0	47		0.1		0.3
Zionsville, IN	118	Other Licensed Practitioners	2 in 10 miles	118	100.0	10		1.0		2.7
Newburgh, IN	99	Other Licensed Practitioners	2 in 10 miles	99	100.0	19		0.2		0.2
Seymour, IN	85	Other Licensed Practitioners	2 in 10 miles	85	100.0	16		1.8		1.8
Lebanon, IN	83	Other Licensed Practitioners	2 in 10 miles	83	100.0	100		0.2		0.2
Connersville, IN	80	Other Licensed Practitioners	2 in 10 miles	80	100.0	10		0.5		0.5
Hanover, IN	76	Other Licensed Practitioners	2 in 10 miles	76	100.0	0		7.0		7.0
Washington, IN	75	Other Licensed Practitioners	2 in 10 miles	75	100.0	24		0.5		0.5
Huntington, IN	74	Other Licensed Practitioners	2 in 10 miles	74	100.0	15		0.6		0.6
Bedford, IN	72	Other Licensed Practitioners	2 in 10 miles	72	100.0	25		1.6		1.6
New Palestine, IN	71	Other Licensed Practitioners	2 in 10 miles	71	100.0	1		2.8		4.3
Scottsburg, IN	71	Other Licensed Practitioners	2 in 10 miles	71	100.0	18		1.8		1.8
Wabash, IN	71	Other Licensed Practitioners	2 in 10 miles	71	100.0	27		0.4		0.7
Fortville, IN	70	Other Licensed Practitioners	2 in 10 miles	70	100.0	0		6.8		6.8
McCordsville, IN	66	Other Licensed Practitioners	2 in 10 miles	66	100.0	0		3.5		3.5
New Albany, IN	59	Other Licensed Practitioners	2 in 10 miles	59	100.0	57		1.4		1.4
Frankfort, IN	52	Other Licensed Practitioners	2 in 10 miles	52	100.0	66		1.5		1.5
Angola, IN	51	Other Licensed Practitioners	2 in 10 miles	51	100.0	25		0.3		0.3
Decatur, IN	51	Other Licensed Practitioners	2 in 10 miles	51	100.0	35		1.4		1.4
Greensburg, IN	51	Other Licensed Practitioners	2 in 10 miles	51	100.0	4		0.8		0.8
Jasper, IN	46	Other Licensed Practitioners	2 in 10 miles	46	100.0	39		0.5		0.5
Boonville, IN	44	Other Licensed Practitioners	2 in 10 miles	44	100.0	6		1.5		1.5

With Access Summary By City

February 18, 2021

Access Analysis
Access Standards

Employee Group
State of Indiana Employees - Rural

Provider Group
Other Licensed Practitioners

¹ Provider counts represent:
#: Provider access points
P: Unique providers
L: Unique provider locations

All Employees										
Employee		Provider		With Access		Counts ¹			Average Distance	
Group	#	Group	Standard	#	%	#	P	L	1	2
State of Indiana Employees - Rural	4,086	Other Licensed Practitioners	2 in 15 miles	3,868	94.7	312,722	149,016	70,851	4.6	5.5

Key Geographic Areas									
City	Employee	Provider		With Access		Counts ¹	Average Distance		
	#	Group	Standard	#	%	#	1	2	
Brazil, IN	185	Other Licensed Practitioners	2 in 15 miles	185	100.0	2	0.9	0.9	
North Vernon, IN	131	Other Licensed Practitioners	2 in 15 miles	131	100.0	6	7.3	7.3	
Greencastle, IN	124	Other Licensed Practitioners	2 in 15 miles	124	100.0	17	5.3	6.2	
Sullivan, IN	123	Other Licensed Practitioners	2 in 15 miles	123	100.0	5	0.3	0.3	
Linton, IN	122	Other Licensed Practitioners	2 in 15 miles	122	100.0	5	0.8	1.2	
Tell City, IN	122	Other Licensed Practitioners	2 in 15 miles	122	100.0	16	2.5	2.5	
Rockville, IN	91	Other Licensed Practitioners	2 in 15 miles	91	100.0	6	5.0	5.0	
Monticello, IN	83	Other Licensed Practitioners	2 in 15 miles	83	100.0	28	5.1	5.2	
Clinton, IN	64	Other Licensed Practitioners	2 in 15 miles	64	100.0	9	1.9	1.9	
Salem, IN	64	Other Licensed Practitioners	2 in 15 miles	64	100.0	15	0.8	0.8	
Rochester, IN	63	Other Licensed Practitioners	2 in 15 miles	63	100.0	10	0.7	0.7	
Cloverdale, IN	58	Other Licensed Practitioners	2 in 15 miles	58	100.0	0	9.5	9.5	
Jasonville, IN	57	Other Licensed Practitioners	2 in 15 miles	57	100.0	1	0.4	10.7	
Rushville, IN	56	Other Licensed Practitioners	2 in 15 miles	56	100.0	13	0.3	1.0	
Columbia City, IN	50	Other Licensed Practitioners	2 in 15 miles	50	100.0	18	0.8	0.8	
Morgantown, IN	48	Other Licensed Practitioners	2 in 15 miles	48	100.0	0	10.9	11.5	
Corydon, IN	47	Other Licensed Practitioners	2 in 15 miles	47	100.0	15	0.6	0.6	
Rensselaer, IN	47	Other Licensed Practitioners	2 in 15 miles	47	100.0	27	1.6	1.6	
Spencer, IN	47	Other Licensed Practitioners	2 in 15 miles	47	100.0	4	0.4	0.4	
Bluffton, IN	44	Other Licensed Practitioners	2 in 15 miles	44	100.0	38	0.8	0.8	
Shelburn, IN	44	Other Licensed Practitioners	2 in 15 miles	44	100.0	0	4.8	4.8	
Nashville, IN	43	Other Licensed Practitioners	2 in 15 miles	43	100.0	8	0.6	0.6	
Mount Vernon, IN	41	Other Licensed Practitioners	2 in 15 miles	41	100.0	3	2.3	2.3	
Bloomfield, IN	40	Other Licensed Practitioners	2 in 15 miles	40	100.0	4	5.1	5.3	
Liberty, IN	40	Other Licensed Practitioners	2 in 15 miles	40	100.0	0	11.0	11.0	
Carlisle, IN	39	Other Licensed Practitioners	2 in 15 miles	39	100.0	0	9.3	9.3	
Winamac, IN	39	Other Licensed Practitioners	2 in 15 miles	39	100.0	9	2.8	2.8	
Knox, IN	37	Other Licensed Practitioners	2 in 15 miles	37	100.0	12	0.5	0.5	
Paoli, IN	36	Other Licensed Practitioners	2 in 15 miles	36	100.0	10	3.1	3.2	
Tipton, IN	36	Other Licensed Practitioners	2 in 15 miles	36	100.0	3	0.8	0.8	
Batesville, IN	35	Other Licensed Practitioners	2 in 15 miles	35	100.0	9	1.4	1.4	
Portland, IN	32	Other Licensed Practitioners	2 in 15 miles	32	100.0	6	1.6	1.6	
Winchester, IN	32	Other Licensed Practitioners	2 in 15 miles	32	100.0	8	0.1	0.1	
Brookville, IN	31	Other Licensed Practitioners	2 in 15 miles	31	100.0	6	0.5	3.8	
Dugger, IN	31	Other Licensed Practitioners	2 in 15 miles	31	100.0	0	7.4	7.8	

With Access Summary By City

February 18, 2021

Access Analysis
Access Standards

Employee Group
State of Indiana Employees - Out of State

Provider Group
Other Licensed Practitioners

¹ Provider counts represent:
#: Provider access points
P: Unique providers
L: Unique provider locations

All Employees										
Employee		Provider		With Access		Counts ¹			Average Distance	
Group	#	Group	Standard	#	%	#	P	L	1	2
State of Indiana Employees - Out...	85	Other Licensed Practition...	2 in 10 miles	78	91.8	312,722	149,016	70,851	2.0	2.6

Key Geographic Areas										
City	Employee	Provider		With Access		Counts ¹		Average Distance		
	#	Group	Standard	#	%	#	1	2		
Campbellsburg, KY	3	Other Licensed Practitioners	2 in 10 miles	3	100.0	0	6.4	6.4		
Fort Myers, FL	3	Other Licensed Practitioners	2 in 10 miles	3	100.0	281	0.8	2.8		
Brookville, OH	2	Other Licensed Practitioners	2 in 10 miles	2	100.0	5	0.6	0.6		
Mendocino, CA	2	Other Licensed Practitioners	2 in 10 miles	2	100.0	0	5.8	8.5		
Naples, FL	2	Other Licensed Practitioners	2 in 10 miles	2	100.0	303	1.2	1.4		
Toledo, OH	2	Other Licensed Practitioners	2 in 10 miles	2	100.0	706	0.3	0.3		
Ashmore, IL	1	Other Licensed Practitioners	2 in 10 miles	1	100.0	0	9.5	9.8		
Aurora, IL	1	Other Licensed Practitioners	2 in 10 miles	1	100.0	160	0.9	0.9		
Beaufort, NC	1	Other Licensed Practitioners	2 in 10 miles	1	100.0	0	6.3	6.4		
Beaver Dam, KY	1	Other Licensed Practitioners	2 in 10 miles	1	100.0	11	2.3	2.3		
Bowling Green, KY	1	Other Licensed Practitioners	2 in 10 miles	1	100.0	592	0.2	0.2		
Bradenton, FL	1	Other Licensed Practitioners	2 in 10 miles	1	100.0	158	0.4	0.4		
Cape Coral, FL	1	Other Licensed Practitioners	2 in 10 miles	1	100.0	57	4.5	4.5		
Champaign, IL	1	Other Licensed Practitioners	2 in 10 miles	1	100.0	106	0.2	0.2		
Columbia, SC	1	Other Licensed Practitioners	2 in 10 miles	1	100.0	209	0.8	1.3		
Dayton, OH	1	Other Licensed Practitioners	2 in 10 miles	1	100.0	930	0.9	0.9		
Englewood, FL	1	Other Licensed Practitioners	2 in 10 miles	1	100.0	7	2.7	3.3		
Eureka Springs, AR	1	Other Licensed Practitioners	2 in 10 miles	1	100.0	2	0.3	6.5		
Fairborn, OH	1	Other Licensed Practitioners	2 in 10 miles	1	100.0	31	1.6	1.8		
Fairfield, IL	1	Other Licensed Practitioners	2 in 10 miles	1	100.0	2	0.6	0.6		
Fort Jennings, OH	1	Other Licensed Practitioners	2 in 10 miles	1	100.0	0	8.0	8.0		
Fort Lauderdale, FL	1	Other Licensed Practitioners	2 in 10 miles	1	100.0	1,359	0.2	0.8		
Gill, MA	1	Other Licensed Practitioners	2 in 10 miles	1	100.0	0	4.5	4.8		
Grand Blanc, MI	1	Other Licensed Practitioners	2 in 10 miles	1	100.0	28	0.8	1.4		
Gulf Shores, AL	1	Other Licensed Practitioners	2 in 10 miles	1	100.0	5	3.7	3.7		
Hartford, KY	1	Other Licensed Practitioners	2 in 10 miles	1	100.0	6	4.5	4.5		
Houston, TX	1	Other Licensed Practitioners	2 in 10 miles	1	100.0	2,751	0.5	0.5		
Hudson, IL	1	Other Licensed Practitioners	2 in 10 miles	1	100.0	0	6.7	6.7		
Irmo, SC	1	Other Licensed Practitioners	2 in 10 miles	1	100.0	5	0.9	2.4		
Jackson, NJ	1	Other Licensed Practitioners	2 in 10 miles	1	100.0	20	1.2	1.2		
Jasper, TN	1	Other Licensed Practitioners	2 in 10 miles	1	100.0	6	1.2	1.2		
Keller, TX	1	Other Licensed Practitioners	2 in 10 miles	1	100.0	65	1.7	1.7		
Langhorne, PA	1	Other Licensed Practitioners	2 in 10 miles	1	100.0	25	0.9	1.2		
Leitchfield, KY	1	Other Licensed Practitioners	2 in 10 miles	1	100.0	19	1.1	1.1		
Lexington, KY	1	Other Licensed Practitioners	2 in 10 miles	1	100.0	509	1.5	1.5		

With Access Summary By City

February 18, 2021

Access Analysis
Access Standards

Employee Group
State of Indiana Employees - Urban

Provider Group
Licensed Chemical Dependency
Counselors

¹ Provider counts represent:
#: Provider access points
P: Unique providers
L: Unique provider locations

All Employees										
Employee		Provider		With Access		Counts ¹			Average Distance	
Group	#	Group	Standard	#	%	#	P	L	1	2
State of Indiana Employees - Urban	16,088	Licensed Chemical Depe...	2 in 5 miles	14,343	89.2	35,437	17,847	22,343	1.5	1.8

Key Geographic Areas									
City	Employee	Provider		With Access		Counts ¹	Average Distance		
	#	Group	Standard	#	%	#	1	2	
Indianapolis, IN	6,474	Licensed Chemical Dependency Couns...	2 in 5 miles	6,393	98.7	371	1.3	1.5	
Greenwood, IN	588	Licensed Chemical Dependency Couns...	2 in 5 miles	588	100.0	11	1.5	1.6	
Fort Wayne, IN	575	Licensed Chemical Dependency Couns...	2 in 5 miles	544	94.6	57	1.3	2.0	
Anderson, IN	480	Licensed Chemical Dependency Couns...	2 in 5 miles	480	100.0	43	1.8	2.3	
Terre Haute, IN	430	Licensed Chemical Dependency Couns...	2 in 5 miles	429	99.8	19	1.4	2.3	
Fishers, IN	426	Licensed Chemical Dependency Couns...	2 in 5 miles	426	100.0	2	1.9	3.0	
Evansville, IN	460	Licensed Chemical Dependency Couns...	2 in 5 miles	389	84.6	41	1.4	1.9	
Michigan City, IN	322	Licensed Chemical Dependency Couns...	2 in 5 miles	322	100.0	7	1.3	1.5	
Carmel, IN	318	Licensed Chemical Dependency Couns...	2 in 5 miles	318	100.0	29	0.6	0.8	
Plainfield, IN	284	Licensed Chemical Dependency Couns...	2 in 5 miles	284	100.0	5	0.2	0.2	
Noblesville, IN	277	Licensed Chemical Dependency Couns...	2 in 5 miles	277	100.0	15	2.7	2.7	
Muncie, IN	250	Licensed Chemical Dependency Couns...	2 in 5 miles	250	100.0	17	1.5	1.9	
Lafayette, IN	249	Licensed Chemical Dependency Couns...	2 in 5 miles	249	100.0	19	2.2	2.5	
Avon, IN	238	Licensed Chemical Dependency Couns...	2 in 5 miles	238	100.0	25	0.6	1.0	
Brownsburg, IN	226	Licensed Chemical Dependency Couns...	2 in 5 miles	226	100.0	5	0.8	0.9	
South Bend, IN	273	Licensed Chemical Dependency Couns...	2 in 5 miles	215	78.8	6	2.8	3.2	
Valparaiso, IN	201	Licensed Chemical Dependency Couns...	2 in 5 miles	201	100.0	16	1.2	1.3	
Gary, IN	221	Licensed Chemical Dependency Couns...	2 in 5 miles	195	88.2	4	2.4	3.0	
Bloomington, IN	232	Licensed Chemical Dependency Couns...	2 in 5 miles	186	80.2	8	1.0	1.9	
Portage, IN	174	Licensed Chemical Dependency Couns...	2 in 5 miles	174	100.0	5	1.9	1.9	
Franklin, IN	169	Licensed Chemical Dependency Couns...	2 in 5 miles	169	100.0	8	1.9	2.2	
Westfield, IN	130	Licensed Chemical Dependency Couns...	2 in 5 miles	130	100.0	9	1.3	1.7	
Merrillville, IN	129	Licensed Chemical Dependency Couns...	2 in 5 miles	129	100.0	11	1.3	1.8	
Camby, IN	123	Licensed Chemical Dependency Couns...	2 in 5 miles	123	100.0	0	3.5	3.8	
Hobart, IN	99	Licensed Chemical Dependency Couns...	2 in 5 miles	99	100.0	2	1.9	1.9	
West Lafayette, IN	99	Licensed Chemical Dependency Couns...	2 in 5 miles	99	100.0	6	3.8	3.8	
Beech Grove, IN	92	Licensed Chemical Dependency Couns...	2 in 5 miles	92	100.0	0	2.7	4.2	
Mishawaka, IN	88	Licensed Chemical Dependency Couns...	2 in 5 miles	88	100.0	7	1.6	2.6	
Crown Point, IN	85	Licensed Chemical Dependency Couns...	2 in 5 miles	85	100.0	1	1.2	3.1	
Danville, IN	85	Licensed Chemical Dependency Couns...	2 in 5 miles	85	100.0	2	1.8	1.8	
Hammond, IN	85	Licensed Chemical Dependency Couns...	2 in 5 miles	85	100.0	5	1.8	2.2	
Elkhart, IN	83	Licensed Chemical Dependency Couns...	2 in 5 miles	83	100.0	8	1.1	1.8	
Whiteland, IN	79	Licensed Chemical Dependency Couns...	2 in 5 miles	79	100.0	0	4.0	4.4	
Jeffersonville, IN	74	Licensed Chemical Dependency Couns...	2 in 5 miles	74	100.0	10	0.4	0.4	
La Porte, IN	215	Licensed Chemical Dependency Couns...	2 in 5 miles	46	21.4	3	0.6	0.9	

With Access Summary By City

February 18, 2021

Access Analysis
Access Standards

Employee Group
State of Indiana Employees -
Rural/Mixed

Provider Group
Licensed Chemical Dependency
Counselors

¹ Provider counts represent:
#: Provider access points
P: Unique providers
L: Unique provider locations

All Employees										
Employee		Provider		With Access		Counts ¹			Average Distance	
Group	#	Group	Standard	#	%	#	P	L	1	2
State of Indiana Employees - Rura...	6,591	Licensed Chemical Depe...	2 in 10 miles	4,546	69.0	35,437	17,847	22,343	2.5	3.0

Key Geographic Areas										
City	Employee	Provider		With Access		Counts ¹	Average Distance			
	#	Group	Standard	#	%	#	1	2		
Logansport, IN	359	Licensed Chemical Dependency Couns...	2 in 10 miles	359	100.0	2	0.8	0.8		
Marion, IN	295	Licensed Chemical Dependency Couns...	2 in 10 miles	295	100.0	2	1.9	4.4		
Greenfield, IN	271	Licensed Chemical Dependency Couns...	2 in 10 miles	271	100.0	19	0.2	0.2		
Richmond, IN	270	Licensed Chemical Dependency Couns...	2 in 10 miles	270	100.0	8	1.1	1.6		
Kokomo, IN	252	Licensed Chemical Dependency Couns...	2 in 10 miles	252	100.0	39	0.2	0.2		
Peru, IN	227	Licensed Chemical Dependency Couns...	2 in 10 miles	227	100.0	6	1.4	1.6		
Columbus, IN	213	Licensed Chemical Dependency Couns...	2 in 10 miles	213	100.0	13	5.1	5.5		
New Castle, IN	173	Licensed Chemical Dependency Couns...	2 in 10 miles	173	100.0	4	0.5	1.1		
Mooreville, IN	158	Licensed Chemical Dependency Couns...	2 in 10 miles	158	100.0	5	1.8	1.8		
Vincennes, IN	143	Licensed Chemical Dependency Couns...	2 in 10 miles	143	100.0	3	1.0	1.5		
Shelbyville, IN	124	Licensed Chemical Dependency Couns...	2 in 10 miles	124	100.0	17	0.8	0.8		
Crawfordsville, IN	123	Licensed Chemical Dependency Couns...	2 in 10 miles	123	100.0	6	1.9	1.9		
Zionsville, IN	118	Licensed Chemical Dependency Couns...	2 in 10 miles	118	100.0	0	6.0	6.3		
Newburgh, IN	99	Licensed Chemical Dependency Couns...	2 in 10 miles	99	100.0	2	2.8	3.9		
Lebanon, IN	83	Licensed Chemical Dependency Couns...	2 in 10 miles	83	100.0	13	0.8	1.1		
Connersville, IN	80	Licensed Chemical Dependency Couns...	2 in 10 miles	80	100.0	4	0.5	1.9		
Washington, IN	75	Licensed Chemical Dependency Couns...	2 in 10 miles	75	100.0	8	0.5	0.5		
Huntington, IN	74	Licensed Chemical Dependency Couns...	2 in 10 miles	74	100.0	2	1.1	1.4		
Bedford, IN	72	Licensed Chemical Dependency Couns...	2 in 10 miles	72	100.0	4	0.7	1.7		
New Palestine, IN	71	Licensed Chemical Dependency Couns...	2 in 10 miles	71	100.0	0	5.9	6.4		
Wabash, IN	71	Licensed Chemical Dependency Couns...	2 in 10 miles	71	100.0	4	0.7	0.7		
Fortville, IN	70	Licensed Chemical Dependency Couns...	2 in 10 miles	70	100.0	0	7.0	7.3		
McCordsville, IN	66	Licensed Chemical Dependency Couns...	2 in 10 miles	66	100.0	0	3.8	4.2		
New Albany, IN	59	Licensed Chemical Dependency Couns...	2 in 10 miles	59	100.0	4	2.7	2.8		
Frankfort, IN	52	Licensed Chemical Dependency Couns...	2 in 10 miles	52	100.0	7	1.5	1.5		
Decatur, IN	51	Licensed Chemical Dependency Couns...	2 in 10 miles	51	100.0	5	1.4	1.4		
Jasper, IN	46	Licensed Chemical Dependency Couns...	2 in 10 miles	46	100.0	2	1.5	2.4		
Whitestown, IN	43	Licensed Chemical Dependency Couns...	2 in 10 miles	43	100.0	0	7.8	7.9		
Plymouth, IN	42	Licensed Chemical Dependency Couns...	2 in 10 miles	42	100.0	4	1.2	1.8		
Auburn, IN	41	Licensed Chemical Dependency Couns...	2 in 10 miles	41	100.0	3	1.1	1.3		
Warsaw, IN	40	Licensed Chemical Dependency Couns...	2 in 10 miles	40	100.0	7	2.5	2.6		
Centerville, IN	39	Licensed Chemical Dependency Couns...	2 in 10 miles	39	100.0	0	6.0	6.7		
Middletown, IN	37	Licensed Chemical Dependency Couns...	2 in 10 miles	37	100.0	0	6.4	7.6		
Monrovia, IN	33	Licensed Chemical Dependency Couns...	2 in 10 miles	33	100.0	0	8.9	8.9		
Gas City, IN	31	Licensed Chemical Dependency Couns...	2 in 10 miles	31	100.0	0	5.6	10.0		

With Access Summary By City

February 18, 2021

Access Analysis
Access Standards

Employee Group
State of Indiana Employees - Rural

Provider Group
Licensed Chemical Dependency
Counselors

¹ Provider counts represent:
#: Provider access points
P: Unique providers
L: Unique provider locations

All Employees										
Employee		Provider		With Access		Counts ¹			Average Distance	
Group	#	Group	Standard	#	%	#	P	L	1	2
State of Indiana Employees - Rural	4,086	Licensed Chemical Depe...	2 in 15 miles	2,005	49.1	35,437	17,847	22,343	6.6	8.8

Key Geographic Areas									
City	Employee	Provider		With Access		Counts ¹	Average Distance		
	#	Group	Standard	#	%	#	1	2	
Greencastle, IN	124	Licensed Chemical Dependency Couns...	2 in 15 miles	124	100.0	7	5.3	6.2	
Tell City, IN	122	Licensed Chemical Dependency Couns...	2 in 15 miles	122	100.0	1	3.6	11.4	
Rockville, IN	91	Licensed Chemical Dependency Couns...	2 in 15 miles	91	100.0	2	4.7	5.0	
Monticello, IN	83	Licensed Chemical Dependency Couns...	2 in 15 miles	83	100.0	2	6.5	6.5	
Clinton, IN	64	Licensed Chemical Dependency Couns...	2 in 15 miles	64	100.0	1	2.0	12.5	
Rochester, IN	63	Licensed Chemical Dependency Couns...	2 in 15 miles	63	100.0	2	0.9	0.9	
Cloverdale, IN	58	Licensed Chemical Dependency Couns...	2 in 15 miles	58	100.0	0	9.5	9.5	
Columbia City, IN	50	Licensed Chemical Dependency Couns...	2 in 15 miles	50	100.0	3	1.0	1.0	
Morgantown, IN	48	Licensed Chemical Dependency Couns...	2 in 15 miles	48	100.0	0	11.6	12.7	
Rensselaer, IN	47	Licensed Chemical Dependency Couns...	2 in 15 miles	47	100.0	2	1.6	1.6	
Bluffton, IN	44	Licensed Chemical Dependency Couns...	2 in 15 miles	44	100.0	6	0.8	0.8	
Liberty, IN	40	Licensed Chemical Dependency Couns...	2 in 15 miles	40	100.0	0	12.3	12.8	
Knox, IN	37	Licensed Chemical Dependency Couns...	2 in 15 miles	37	100.0	4	0.5	0.8	
Tipton, IN	36	Licensed Chemical Dependency Couns...	2 in 15 miles	36	100.0	2	0.8	0.8	
Batesville, IN	35	Licensed Chemical Dependency Couns...	2 in 15 miles	35	100.0	2	1.7	1.7	
Hartford City, IN	31	Licensed Chemical Dependency Couns...	2 in 15 miles	31	100.0	0	12.5	14.8	
Delphi, IN	27	Licensed Chemical Dependency Couns...	2 in 15 miles	27	100.0	2	2.4	2.4	
North Judson, IN	27	Licensed Chemical Dependency Couns...	2 in 15 miles	27	100.0	0	12.4	12.7	
Farmersburg, IN	25	Licensed Chemical Dependency Couns...	2 in 15 miles	25	100.0	0	10.4	12.1	
Rockport, IN	25	Licensed Chemical Dependency Couns...	2 in 15 miles	25	100.0	3	2.1	2.1	
Williamsport, IN	24	Licensed Chemical Dependency Couns...	2 in 15 miles	24	100.0	0	12.8	12.9	
Cannelton, IN	24	Licensed Chemical Dependency Couns...	2 in 15 miles	23	95.8	0	5.8	13.2	
Ossian, IN	23	Licensed Chemical Dependency Couns...	2 in 15 miles	23	100.0	0	8.0	10.6	
Hamlet, IN	22	Licensed Chemical Dependency Couns...	2 in 15 miles	22	100.0	0	7.4	7.4	
Vevay, IN	22	Licensed Chemical Dependency Couns...	2 in 15 miles	22	100.0	1	3.7	9.3	
Carthage, IN	21	Licensed Chemical Dependency Couns...	2 in 15 miles	21	100.0	0	13.7	13.7	
Churubusco, IN	21	Licensed Chemical Dependency Couns...	2 in 15 miles	21	100.0	1	2.8	11.7	
Osgood, IN	21	Licensed Chemical Dependency Couns...	2 in 15 miles	21	100.0	0	14.8	14.8	
Milan, IN	19	Licensed Chemical Dependency Couns...	2 in 15 miles	19	100.0	0	14.0	14.0	
Rosedale, IN	19	Licensed Chemical Dependency Couns...	2 in 15 miles	19	100.0	0	8.4	11.5	
Brookston, IN	18	Licensed Chemical Dependency Couns...	2 in 15 miles	18	100.0	0	9.7	9.7	
Carbon, IN	18	Licensed Chemical Dependency Couns...	2 in 15 miles	18	100.0	0	11.3	14.5	
Kingman, IN	18	Licensed Chemical Dependency Couns...	2 in 15 miles	18	100.0	0	10.2	12.0	
Loogootee, IN	18	Licensed Chemical Dependency Couns...	2 in 15 miles	18	100.0	1	0.2	12.7	
LaGrange, IN	17	Licensed Chemical Dependency Couns...	2 in 15 miles	17	100.0	1	2.6	11.6	

With Access Summary By City

February 18, 2021

Access Analysis
Access Standards

Employee Group
State of Indiana Employees - Out of State

Provider Group
Licensed Chemical Dependency Counselors

¹ Provider counts represent:
#: Provider access points
P: Unique providers
L: Unique provider locations

All Employees										
Employee		Provider		With Access		Counts ¹			Average Distance	
Group	#	Group	Standard	#	%	#	P	L	1	2
State of Indiana Employees - Out...	85	Licensed Chemical Depe...	2 in 10 miles	61	71.8	35,437	17,847	22,343	2.6	3.5

Key Geographic Areas										
City	Employee	Provider		With Access		Counts ¹		Average Distance		
	#	Group	Standard	#	%	#	1	2		
Fort Myers, FL	3	Licensed Chemical Dependency Couns...	2 in 10 miles	3	100.0	37	3.4	4.8		
Brookville, OH	2	Licensed Chemical Dependency Couns...	2 in 10 miles	2	100.0	1	0.6	7.7		
Naples, FL	2	Licensed Chemical Dependency Couns...	2 in 10 miles	2	100.0	16	2.4	2.5		
Toledo, OH	2	Licensed Chemical Dependency Couns...	2 in 10 miles	2	100.0	64	0.3	0.3		
Aurora, IL	1	Licensed Chemical Dependency Couns...	2 in 10 miles	1	100.0	20	0.9	1.0		
Beaufort, NC	1	Licensed Chemical Dependency Couns...	2 in 10 miles	1	100.0	0	6.3	6.7		
Beaver Dam, KY	1	Licensed Chemical Dependency Couns...	2 in 10 miles	1	100.0	1	1.9	5.5		
Bowling Green, KY	1	Licensed Chemical Dependency Couns...	2 in 10 miles	1	100.0	7	1.9	1.9		
Bradenton, FL	1	Licensed Chemical Dependency Couns...	2 in 10 miles	1	100.0	25	0.7	1.5		
Cape Coral, FL	1	Licensed Chemical Dependency Couns...	2 in 10 miles	1	100.0	9	6.7	6.7		
Champaign, IL	1	Licensed Chemical Dependency Couns...	2 in 10 miles	1	100.0	7	0.4	0.5		
Columbia, SC	1	Licensed Chemical Dependency Couns...	2 in 10 miles	1	100.0	25	0.8	1.3		
Dayton, OH	1	Licensed Chemical Dependency Couns...	2 in 10 miles	1	100.0	113	1.7	2.3		
Englewood, FL	1	Licensed Chemical Dependency Couns...	2 in 10 miles	1	100.0	4	2.7	3.3		
Fairborn, OH	1	Licensed Chemical Dependency Couns...	2 in 10 miles	1	100.0	8	1.6	1.8		
Fort Lauderdale, FL	1	Licensed Chemical Dependency Couns...	2 in 10 miles	1	100.0	143	0.2	0.9		
Gill, MA	1	Licensed Chemical Dependency Couns...	2 in 10 miles	1	100.0	0	4.8	4.8		
Grand Blanc, MI	1	Licensed Chemical Dependency Couns...	2 in 10 miles	1	100.0	0	2.4	5.4		
Hartford, KY	1	Licensed Chemical Dependency Couns...	2 in 10 miles	1	100.0	2	4.5	4.6		
Houston, TX	1	Licensed Chemical Dependency Couns...	2 in 10 miles	1	100.0	238	0.9	0.9		
Hudson, IL	1	Licensed Chemical Dependency Couns...	2 in 10 miles	1	100.0	0	8.7	8.9		
Irmo, SC	1	Licensed Chemical Dependency Couns...	2 in 10 miles	1	100.0	0	6.5	7.8		
Jackson, NJ	1	Licensed Chemical Dependency Couns...	2 in 10 miles	1	100.0	2	1.2	2.6		
Jasper, TN	1	Licensed Chemical Dependency Couns...	2 in 10 miles	1	100.0	2	1.2	2.1		
Keller, TX	1	Licensed Chemical Dependency Couns...	2 in 10 miles	1	100.0	2	1.7	1.9		
Langhorne, PA	1	Licensed Chemical Dependency Couns...	2 in 10 miles	1	100.0	6	1.4	2.6		
Lexington, KY	1	Licensed Chemical Dependency Couns...	2 in 10 miles	1	100.0	63	1.6	1.9		
Lexington, NC	1	Licensed Chemical Dependency Couns...	2 in 10 miles	1	100.0	5	4.8	4.8		
Madisonville, KY	1	Licensed Chemical Dependency Couns...	2 in 10 miles	1	100.0	3	0.5	1.1		
Mansfield, OH	1	Licensed Chemical Dependency Couns...	2 in 10 miles	1	100.0	31	1.4	2.0		
McKinney, TX	1	Licensed Chemical Dependency Couns...	2 in 10 miles	1	100.0	28	1.0	1.5		
Middlesex, NC	1	Licensed Chemical Dependency Couns...	2 in 10 miles	1	100.0	0	9.7	9.7		
Miller Place, NY	1	Licensed Chemical Dependency Couns...	2 in 10 miles	1	100.0	2	0.6	1.5		
Myrtle Beach, SC	1	Licensed Chemical Dependency Couns...	2 in 10 miles	1	100.0	15	2.4	3.7		
New Berlin, WI	1	Licensed Chemical Dependency Couns...	2 in 10 miles	1	100.0	2	4.3	4.9		

Without Access Summary By City

February 18, 2021

Access Analysis
Access Standards

Employee Group
State of Indiana Employees - Urban

Provider Group
Psychologists

¹ Provider counts represent:
#: Provider access points
P: Unique providers
L: Unique provider locations

All Employees										
Employee		Provider		Without Access		Counts ¹			Average Distance	
Group	#	Group	Standard	#	%	#	P	L	1	2
State of Indiana Employees - Urban	16,088	Psychologists	2 in 5 miles	1,336	8.3	60,196	29,323	23,750	8.9	9.4

Key Geographic Areas										
City	Employee	Provider		Without Access		Counts ¹		Average Distance		
	#	Group	Standard	#	%	#	1	2		
La Porte, IN	215	Psychologists	2 in 5 miles	169	78.6	3	7.9	8.0		
Pendleton, IN	101	Psychologists	2 in 5 miles	101	100.0	0	8.3	8.3		
Westville, IN	83	Psychologists	2 in 5 miles	83	100.0	0	8.1	8.1		
Indianapolis, IN	6,474	Psychologists	2 in 5 miles	80	1.2	546	7.1	7.1		
Evansville, IN	460	Psychologists	2 in 5 miles	46	10.0	43	6.8	8.3		
Clayton, IN	43	Psychologists	2 in 5 miles	43	100.0	0	8.9	9.3		
Pittsboro, IN	39	Psychologists	2 in 5 miles	39	100.0	0	5.3	6.1		
Edinburgh, IN	35	Psychologists	2 in 5 miles	35	100.0	0	11.4	11.9		
Fort Wayne, IN	575	Psychologists	2 in 5 miles	32	5.6	77	5.3	5.3		
Charlestown, IN	30	Psychologists	2 in 5 miles	30	100.0	0	11.7	12.2		
Trafalgar, IN	30	Psychologists	2 in 5 miles	30	100.0	0	11.3	11.8		
Nineveh, IN	29	Psychologists	2 in 5 miles	29	100.0	0	11.2	11.7		
Coatesville, IN	28	Psychologists	2 in 5 miles	28	100.0	0	12.3	13.3		
Walkerton, IN	28	Psychologists	2 in 5 miles	28	100.0	0	17.4	17.4		
Ingalls, IN	25	Psychologists	2 in 5 miles	25	100.0	0	7.6	7.6		
Markleville, IN	25	Psychologists	2 in 5 miles	25	100.0	0	8.3	8.3		
Cicero, IN	24	Psychologists	2 in 5 miles	24	100.0	0	5.7	6.2		
New Haven, IN	21	Psychologists	2 in 5 miles	21	100.0	0	5.7	6.1		
New Carlisle, IN	20	Psychologists	2 in 5 miles	20	100.0	0	10.2	13.9		
Hebron, IN	19	Psychologists	2 in 5 miles	19	100.0	0	11.3	11.3		
Ellettsville, IN	16	Psychologists	2 in 5 miles	16	100.0	0	7.0	8.2		
Kouts, IN	16	Psychologists	2 in 5 miles	16	100.0	0	8.8	9.3		
Sheridan, IN	16	Psychologists	2 in 5 miles	16	100.0	0	8.0	10.5		
Rolling Prairie, IN	15	Psychologists	2 in 5 miles	15	100.0	0	9.9	10.0		
Wanatah, IN	15	Psychologists	2 in 5 miles	15	100.0	0	7.6	7.7		
Gaston, IN	14	Psychologists	2 in 5 miles	14	100.0	0	9.8	9.9		
Henryville, IN	12	Psychologists	2 in 5 miles	12	100.0	0	12.6	12.8		
Osceola, IN	12	Psychologists	2 in 5 miles	12	100.0	0	4.6	5.7		
Selma, IN	12	Psychologists	2 in 5 miles	12	100.0	0	8.3	8.3		
Union Mills, IN	12	Psychologists	2 in 5 miles	12	100.0	0	10.5	11.0		
Albany, IN	11	Psychologists	2 in 5 miles	11	100.0	0	11.0	12.6		
Borden, IN	11	Psychologists	2 in 5 miles	11	100.0	0	13.0	13.3		
Frankton, IN	11	Psychologists	2 in 5 miles	11	100.0	0	6.1	6.1		
North Liberty, IN	11	Psychologists	2 in 5 miles	11	100.0	0	17.1	18.3		
Kingsford Heights, IN	10	Psychologists	2 in 5 miles	10	100.0	0	10.0	10.0		

Without Access Summary By City

February 18, 2021

Access Analysis
Access Standards

Employee Group
State of Indiana Employees -
Rural/Mixed

Provider Group
Psychologists

¹ Provider counts represent:
#: Provider access points
P: Unique providers
L: Unique provider locations

All Employees										
Employee		Provider		Without Access		Counts ¹			Average Distance	
Group	#	Group	Standard	#	%	#	P	L	1	2
State of Indiana Employees - Rur...	6,591	Psychologists	2 in 10 miles	2,192	33.3	60,196	29,323	23,750	12.5	17.5

Key Geographic Areas										
City	Employee	Provider		Without Access		Counts ¹		Average Distance		
	#	Group	Standard	#	%	#	1	2		
Peru, IN	227	Psychologists	2 in 10 miles	227	100.0	1	2.6	13.2		
Martinsville, IN	173	Psychologists	2 in 10 miles	173	100.0	1	6.9	13.4		
Vincennes, IN	143	Psychologists	2 in 10 miles	143	100.0	1	2.0	31.5		
Seymour, IN	85	Psychologists	2 in 10 miles	85	100.0	0	16.2	16.2		
Connersville, IN	80	Psychologists	2 in 10 miles	80	100.0	0	21.6	21.6		
Washington, IN	75	Psychologists	2 in 10 miles	75	100.0	0	20.5	26.1		
Bedford, IN	72	Psychologists	2 in 10 miles	72	100.0	0	20.6	20.7		
Scottsburg, IN	71	Psychologists	2 in 10 miles	71	100.0	0	22.5	22.7		
Knightstown, IN	70	Psychologists	2 in 10 miles	70	100.0	0	12.6	14.3		
Greensburg, IN	51	Psychologists	2 in 10 miles	51	100.0	0	14.9	15.5		
Boonville, IN	44	Psychologists	2 in 10 miles	44	100.0	0	8.4	14.0		
Cambridge City, IN	35	Psychologists	2 in 10 miles	35	100.0	0	15.9	15.9		
Brownstown, IN	34	Psychologists	2 in 10 miles	34	100.0	0	26.3	26.7		
Walton, IN	33	Psychologists	2 in 10 miles	33	100.0	0	9.3	11.3		
Mitchell, IN	31	Psychologists	2 in 10 miles	31	100.0	0	11.6	27.6		
Austin, IN	28	Psychologists	2 in 10 miles	28	100.0	0	22.4	23.8		
Galveston, IN	28	Psychologists	2 in 10 miles	28	100.0	0	10.9	10.9		
Lexington, IN	26	Psychologists	2 in 10 miles	26	100.0	0	15.3	16.3		
Royal Center, IN	26	Psychologists	2 in 10 miles	26	100.0	0	12.0	12.2		
Shirley, IN	22	Psychologists	2 in 10 miles	22	100.0	0	9.1	10.1		
Hagerstown, IN	21	Psychologists	2 in 10 miles	21	100.0	0	11.4	11.5		
Hope, IN	20	Psychologists	2 in 10 miles	20	100.0	0	11.9	11.9		
Bicknell, IN	19	Psychologists	2 in 10 miles	19	100.0	0	17.3	24.8		
Georgetown, IN	18	Psychologists	2 in 10 miles	18	100.0	0	7.9	10.4		
North Manchester, IN	18	Psychologists	2 in 10 miles	18	100.0	1	2.1	12.9		
Roanoke, IN	18	Psychologists	2 in 10 miles	18	100.0	0	11.4	11.6		
Dupont, IN	17	Psychologists	2 in 10 miles	17	100.0	0	13.5	13.6		
Ferdinand, IN	17	Psychologists	2 in 10 miles	17	100.0	0	13.1	13.1		
Deputy, IN	16	Psychologists	2 in 10 miles	16	100.0	0	14.6	15.8		
Oaktown, IN	16	Psychologists	2 in 10 miles	16	100.0	0	16.4	18.6		
Warren, IN	16	Psychologists	2 in 10 miles	16	100.0	0	16.9	16.9		
Ladoga, IN	15	Psychologists	2 in 10 miles	15	100.0	0	12.8	12.8		
Spiceland, IN	15	Psychologists	2 in 10 miles	15	100.0	0	8.4	10.2		
Westport, IN	15	Psychologists	2 in 10 miles	15	100.0	0	13.4	13.6		
Fairmount, IN	14	Psychologists	2 in 10 miles	14	100.0	0	10.2	10.2		

Without Access Summary By City

February 18, 2021

Access Analysis
Access Standards

Employee Group
State of Indiana Employees - Rural

Provider Group
Psychologists

¹ Provider counts represent:
#: Provider access points
P: Unique providers
L: Unique provider locations

All Employees										
Employee		Provider		Without Access		Counts ¹			Average Distance	
Group	#	Group	Standard	#	%	#	P	L	1	2
State of Indiana Employees - Rural	4,086	Psychologists	2 in 15 miles	1,799	44.0	60,196	29,323	23,750	12.6	19.3

Key Geographic Areas										
City	Employee	Provider		Without Access		Counts ¹		Average Distance		
	#	Group	Standard	#	%	#	1	2		
Brazil, IN	185	Psychologists	2 in 15 miles	185	100.0	1	0.9	16.5		
Linton, IN	122	Psychologists	2 in 15 miles	122	100.0	0	15.7	17.9		
Salem, IN	64	Psychologists	2 in 15 miles	64	100.0	0	21.5	30.0		
Rochester, IN	63	Psychologists	2 in 15 miles	63	100.0	0	20.4	21.1		
Rushville, IN	56	Psychologists	2 in 15 miles	56	100.0	0	20.1	20.1		
Morgantown, IN	48	Psychologists	2 in 15 miles	48	100.0	0	10.9	17.1		
Corydon, IN	47	Psychologists	2 in 15 miles	47	100.0	1	4.1	16.2		
Spencer, IN	47	Psychologists	2 in 15 miles	47	100.0	1	0.4	18.0		
Nashville, IN	43	Psychologists	2 in 15 miles	43	100.0	0	14.9	15.2		
Bloomfield, IN	40	Psychologists	2 in 15 miles	40	100.0	0	21.5	22.4		
Winamac, IN	39	Psychologists	2 in 15 miles	39	100.0	1	3.1	17.4		
Knox, IN	37	Psychologists	2 in 15 miles	37	100.0	1	0.5	15.5		
Mount Vernon, IN	41	Psychologists	2 in 15 miles	34	82.9	0	17.8	18.2		
Portland, IN	32	Psychologists	2 in 15 miles	32	100.0	0	18.1	28.3		
Winchester, IN	32	Psychologists	2 in 15 miles	32	100.0	1	0.5	21.4		
Hartford City, IN	31	Psychologists	2 in 15 miles	31	100.0	0	15.0	15.8		
Versailles, IN	28	Psychologists	2 in 15 miles	28	100.0	0	19.0	19.1		
North Judson, IN	27	Psychologists	2 in 15 miles	26	96.3	0	12.4	15.1		
Demotte, IN	25	Psychologists	2 in 15 miles	25	100.0	0	9.6	16.0		
Hamlet, IN	22	Psychologists	2 in 15 miles	22	100.0	0	7.7	16.7		
Holton, IN	21	Psychologists	2 in 15 miles	21	100.0	0	15.9	16.1		
English, IN	20	Psychologists	2 in 15 miles	20	100.0	1	1.9	17.1		
Wheatfield, IN	20	Psychologists	2 in 15 miles	20	100.0	1	1.6	19.2		
Princeton, IN	19	Psychologists	2 in 15 miles	19	100.0	0	23.4	23.5		
Loogootee, IN	18	Psychologists	2 in 15 miles	18	100.0	0	17.6	20.7		
Poland, IN	17	Psychologists	2 in 15 miles	17	100.0	0	16.4	16.5		
Leopold, IN	16	Psychologists	2 in 15 miles	16	100.0	0	20.1	20.1		
Orleans, IN	16	Psychologists	2 in 15 miles	16	100.0	0	7.1	22.5		
French Lick, IN	15	Psychologists	2 in 15 miles	15	100.0	0	10.9	21.2		
Petersburg, IN	15	Psychologists	2 in 15 miles	15	100.0	0	21.1	24.8		
Fowler, IN	14	Psychologists	2 in 15 miles	14	100.0	0	17.9	17.9		
Marengo, IN	14	Psychologists	2 in 15 miles	14	100.0	0	8.5	19.2		
Worthington, IN	14	Psychologists	2 in 15 miles	14	100.0	0	21.8	21.8		
Centerpoint, IN	13	Psychologists	2 in 15 miles	13	100.0	0	9.6	16.7		
Lyons, IN	13	Psychologists	2 in 15 miles	13	100.0	0	22.8	25.0		

¹ Provider counts represent:
 #: Provider access points
 P: Unique providers
 L: Unique provider locations

© 2021 Quest Analytics, LLC.

Without Access Summary By City

February 18, 2021

Access Analysis
Access Standards

Employee Group
State of Indiana Employees - Urban

Provider Group
Other Licensed Practitioners

¹ Provider counts represent:
#: Provider access points
P: Unique providers
L: Unique provider locations

All Employees										
Employee		Provider		Without Access		Counts ¹			Average Distance	
Group	#	Group	Standard	#	%	#	P	L	1	2
State of Indiana Employees - Urban	16,088	Other Licensed Practitioners...	2 in 5 miles	1,149	7.1	312,722	149,016	70,851	7.9	8.6

Key Geographic Areas										
City	Employee	Provider		Without Access		Counts ¹		Average Distance		
	#	Group	Standard	#	%	#		1	2	
La Porte, IN	215	Other Licensed Practitioners	2 in 5 miles	169	78.6	25		6.7	7.5	
Westville, IN	83	Other Licensed Practitioners	2 in 5 miles	83	100.0	0		8.1	8.1	
Indianapolis, IN	6,474	Other Licensed Practitioners	2 in 5 miles	80	1.2	3,872		6.9	7.1	
Evansville, IN	460	Other Licensed Practitioners	2 in 5 miles	46	10.0	231		2.5	5.1	
Clayton, IN	43	Other Licensed Practitioners	2 in 5 miles	43	100.0	0		7.5	8.2	
Edinburgh, IN	35	Other Licensed Practitioners	2 in 5 miles	35	100.0	0		11.0	11.0	
Fort Wayne, IN	575	Other Licensed Practitioners	2 in 5 miles	31	5.4	399		5.2	5.3	
Charlestown, IN	30	Other Licensed Practitioners	2 in 5 miles	30	100.0	0		6.5	8.7	
Trafalgar, IN	30	Other Licensed Practitioners	2 in 5 miles	30	100.0	0		10.9	10.9	
Nineveh, IN	29	Other Licensed Practitioners	2 in 5 miles	29	100.0	0		10.9	10.9	
Coatesville, IN	28	Other Licensed Practitioners	2 in 5 miles	28	100.0	0		12.1	12.2	
Walkerton, IN	28	Other Licensed Practitioners	2 in 5 miles	28	100.0	0		16.9	16.9	
Ingalls, IN	25	Other Licensed Practitioners	2 in 5 miles	25	100.0	0		6.4	7.6	
Markleville, IN	25	Other Licensed Practitioners	2 in 5 miles	25	100.0	0		7.4	7.4	
Cicero, IN	24	Other Licensed Practitioners	2 in 5 miles	24	100.0	0		6.0	6.0	
New Carlisle, IN	20	Other Licensed Practitioners	2 in 5 miles	20	100.0	0		10.2	11.0	
Hebron, IN	19	Other Licensed Practitioners	2 in 5 miles	19	100.0	0		8.3	8.3	
Ellettsville, IN	16	Other Licensed Practitioners	2 in 5 miles	16	100.0	0		5.4	5.8	
Kouts, IN	16	Other Licensed Practitioners	2 in 5 miles	16	100.0	0		8.7	8.7	
Sheridan, IN	16	Other Licensed Practitioners	2 in 5 miles	16	100.0	3		4.6	5.5	
Rolling Prairie, IN	15	Other Licensed Practitioners	2 in 5 miles	15	100.0	0		8.5	9.3	
Wanatah, IN	15	Other Licensed Practitioners	2 in 5 miles	15	100.0	0		7.6	7.7	
Gaston, IN	14	Other Licensed Practitioners	2 in 5 miles	14	100.0	0		9.9	9.9	
Henryville, IN	12	Other Licensed Practitioners	2 in 5 miles	12	100.0	0		10.3	10.5	
Selma, IN	12	Other Licensed Practitioners	2 in 5 miles	12	100.0	0		5.9	8.5	
Union Mills, IN	12	Other Licensed Practitioners	2 in 5 miles	12	100.0	0		9.8	9.8	
Albany, IN	11	Other Licensed Practitioners	2 in 5 miles	11	100.0	0		6.1	6.1	
Borden, IN	11	Other Licensed Practitioners	2 in 5 miles	11	100.0	0		11.8	12.9	
Frankton, IN	11	Other Licensed Practitioners	2 in 5 miles	11	100.0	0		6.1	6.1	
North Liberty, IN	11	Other Licensed Practitioners	2 in 5 miles	11	100.0	0		14.3	16.6	
Kingsford Heights, IN	10	Other Licensed Practitioners	2 in 5 miles	10	100.0	0		9.8	9.8	
Lizton, IN	10	Other Licensed Practitioners	2 in 5 miles	10	100.0	0		10.1	10.1	
Nappanee, IN	9	Other Licensed Practitioners	2 in 5 miles	9	100.0	0		13.4	14.2	
Daleville, IN	8	Other Licensed Practitioners	2 in 5 miles	8	100.0	0		6.2	6.2	
Eaton, IN	8	Other Licensed Practitioners	2 in 5 miles	8	100.0	0		8.2	8.2	

Without Access Summary By City

February 18, 2021

Access Analysis
Access Standards

Employee Group
State of Indiana Employees -
Rural/Mixed

Provider Group
Other Licensed Practitioners

¹ Provider counts represent:
#: Provider access points
P: Unique providers
L: Unique provider locations

All Employees										
Employee		Provider		Without Access		Counts ¹			Average Distance	
Group	#	Group	Standard	#	%	#	P	L	1	2
State of Indiana Employees - Rur...	6,591	Other Licensed Practition...	2 in 10 miles	827	12.5	312,722	149,016	70,851	11.4	12.7

Key Geographic Areas										
City	Employee	Provider		Without Access		Counts ¹		Average Distance		
	#	Group	Standard	#	%	#		1	2	
Knightstown, IN	70	Other Licensed Practitioners	2 in 10 miles	70	100.0	0		10.7	14.2	
Cambridge City, IN	35	Other Licensed Practitioners	2 in 10 miles	35	100.0	0		11.6	11.6	
Brownstown, IN	34	Other Licensed Practitioners	2 in 10 miles	34	100.0	0		11.7	11.7	
Galveston, IN	28	Other Licensed Practitioners	2 in 10 miles	28	100.0	0		9.8	10.9	
Royal Center, IN	26	Other Licensed Practitioners	2 in 10 miles	26	100.0	0		12.0	12.0	
Shirley, IN	22	Other Licensed Practitioners	2 in 10 miles	22	100.0	0		10.6	10.9	
Hagerstown, IN	21	Other Licensed Practitioners	2 in 10 miles	21	100.0	0		11.7	11.7	
Hope, IN	20	Other Licensed Practitioners	2 in 10 miles	20	100.0	0		10.5	11.0	
Bicknell, IN	19	Other Licensed Practitioners	2 in 10 miles	19	100.0	0		14.2	14.2	
Roanoke, IN	18	Other Licensed Practitioners	2 in 10 miles	18	100.0	0		10.4	10.4	
Dupont, IN	17	Other Licensed Practitioners	2 in 10 miles	17	100.0	0		13.0	13.0	
Ferdinand, IN	17	Other Licensed Practitioners	2 in 10 miles	17	100.0	0		9.6	13.0	
Deputy, IN	16	Other Licensed Practitioners	2 in 10 miles	16	100.0	0		6.6	11.2	
Oaktown, IN	16	Other Licensed Practitioners	2 in 10 miles	16	100.0	0		16.4	16.4	
Warren, IN	16	Other Licensed Practitioners	2 in 10 miles	16	100.0	0		15.7	15.7	
Ladoga, IN	15	Other Licensed Practitioners	2 in 10 miles	15	100.0	1		0.6	10.7	
Spiceland, IN	15	Other Licensed Practitioners	2 in 10 miles	15	100.0	0		6.5	11.1	
Westport, IN	15	Other Licensed Practitioners	2 in 10 miles	15	100.0	0		13.6	13.6	
Macy, IN	14	Other Licensed Practitioners	2 in 10 miles	14	100.0	0		11.4	11.4	
Bremen, IN	13	Other Licensed Practitioners	2 in 10 miles	13	100.0	0		13.9	13.9	
Vallonia, IN	13	Other Licensed Practitioners	2 in 10 miles	13	100.0	0		15.8	15.8	
Saint Paul, IN	12	Other Licensed Practitioners	2 in 10 miles	12	100.0	0		12.3	12.8	
Bruceville, IN	11	Other Licensed Practitioners	2 in 10 miles	11	100.0	0		11.2	11.2	
Butler, IN	11	Other Licensed Practitioners	2 in 10 miles	11	100.0	0		11.8	11.8	
Freetown, IN	11	Other Licensed Practitioners	2 in 10 miles	11	100.0	0		13.6	13.6	
Wilkinson, IN	11	Other Licensed Practitioners	2 in 10 miles	11	100.0	0		12.4	12.9	
Converse, IN	10	Other Licensed Practitioners	2 in 10 miles	10	100.0	0		11.5	11.5	
Dillsboro, IN	10	Other Licensed Practitioners	2 in 10 miles	10	100.0	0		9.0	16.9	
Jamestown, IN	10	Other Licensed Practitioners	2 in 10 miles	10	100.0	0		11.6	12.9	
Waveland, IN	10	Other Licensed Practitioners	2 in 10 miles	10	100.0	0		13.8	13.8	
Williamsburg, IN	10	Other Licensed Practitioners	2 in 10 miles	10	100.0	0		11.3	11.3	
Birdseye, IN	9	Other Licensed Practitioners	2 in 10 miles	9	100.0	0		13.4	13.4	
Canaan, IN	9	Other Licensed Practitioners	2 in 10 miles	9	100.0	0		12.7	12.7	
Culver, IN	9	Other Licensed Practitioners	2 in 10 miles	9	100.0	0		6.8	13.9	
Kirklin, IN	8	Other Licensed Practitioners	2 in 10 miles	8	100.0	0		11.7	11.7	

Without Access Summary By City

February 18, 2021

Access Analysis
Access Standards

Employee Group
State of Indiana Employees - Rural

Provider Group
Other Licensed Practitioners

¹ Provider counts represent:
#: Provider access points
P: Unique providers
L: Unique provider locations

All Employees										
Employee		Provider		Without Access		Counts ¹			Average Distance	
Group	#	Group	Standard	#	%	#	P	L	1	2
State of Indiana Employees - Rural	4,086	Other Licensed Practitioners	2 in 15 miles	218	5.3	312,722	149,016	70,851	14.8	17.1

Key Geographic Areas										
City	Employee	Provider		Without Access		Counts ¹		Average Distance		
	#	Group	Standard	#	%	#		1	2	
Versailles, IN	28	Other Licensed Practitioners	2 in 15 miles	28	100.0	0		17.5	19.1	
Holton, IN	21	Other Licensed Practitioners	2 in 15 miles	21	100.0	0		16.1	16.1	
Poland, IN	17	Other Licensed Practitioners	2 in 15 miles	17	100.0	0		14.6	16.0	
Leopold, IN	16	Other Licensed Practitioners	2 in 15 miles	16	100.0	0		19.1	20.0	
Fowler, IN	14	Other Licensed Practitioners	2 in 15 miles	14	100.0	0		9.0	17.9	
Losantville, IN	11	Other Licensed Practitioners	2 in 15 miles	11	100.0	0		15.4	15.6	
Morocco, IN	11	Other Licensed Practitioners	2 in 15 miles	11	100.0	0		15.9	16.4	
Branchville, IN	9	Other Licensed Practitioners	2 in 15 miles	9	100.0	0		18.0	18.0	
Clay City, IN	9	Other Licensed Practitioners	2 in 15 miles	9	100.0	0		12.6	16.6	
Dale, IN	9	Other Licensed Practitioners	2 in 15 miles	9	100.0	0		10.6	18.7	
Francesville, IN	9	Other Licensed Practitioners	2 in 15 miles	9	100.0	1		0.3	16.2	
Kentland, IN	9	Other Licensed Practitioners	2 in 15 miles	9	100.0	0		15.6	15.6	
Montpelier, IN	9	Other Licensed Practitioners	2 in 15 miles	9	100.0	0		15.2	15.2	
Poseyville, IN	6	Other Licensed Practitioners	2 in 15 miles	6	100.0	0		13.0	15.9	
Derby, IN	5	Other Licensed Practitioners	2 in 15 miles	5	100.0	0		17.1	17.1	
Cross Plains, IN	4	Other Licensed Practitioners	2 in 15 miles	4	100.0	0		17.1	18.2	
Russellville, IN	4	Other Licensed Practitioners	2 in 15 miles	4	100.0	0		13.8	15.2	
Saint Croix, IN	5	Other Licensed Practitioners	2 in 15 miles	3	60.0	0		15.5	15.5	
Bowling Green, IN	3	Other Licensed Practitioners	2 in 15 miles	3	100.0	0		15.5	15.5	
Bristow, IN	3	Other Licensed Practitioners	2 in 15 miles	3	100.0	0		14.5	16.7	
Earl Park, IN	2	Other Licensed Practitioners	2 in 15 miles	2	100.0	0		17.0	17.0	
Griffin, IN	2	Other Licensed Practitioners	2 in 15 miles	2	100.0	0		18.6	18.6	
Hardinsburg, IN	2	Other Licensed Practitioners	2 in 15 miles	2	100.0	0		15.6	15.7	
Hicksville, OH	2	Other Licensed Practitioners	2 in 15 miles	2	100.0	0		18.5	18.5	
Stendal, IN	2	Other Licensed Practitioners	2 in 15 miles	2	100.0	0		18.6	18.6	
Boswell, IN	1	Other Licensed Practitioners	2 in 15 miles	1	100.0	0		7.0	15.2	
Buckskin, IN	1	Other Licensed Practitioners	2 in 15 miles	1	100.0	0		9.4	16.8	
Casey, IL	1	Other Licensed Practitioners	2 in 15 miles	1	100.0	0		20.7	20.7	
Fredericksburg, IN	1	Other Licensed Practitioners	2 in 15 miles	1	100.0	0		15.3	15.3	
Goodland, IN	1	Other Licensed Practitioners	2 in 15 miles	1	100.0	0		17.6	17.6	
Grover Hill, OH	1	Other Licensed Practitioners	2 in 15 miles	1	100.0	0		16.0	16.0	
Hutsonville, IL	1	Other Licensed Practitioners	2 in 15 miles	1	100.0	0		15.2	15.2	
Palestine, IL	1	Other Licensed Practitioners	2 in 15 miles	1	100.0	0		16.4	16.4	

Without Access Summary By City

February 18, 2021

Access Analysis
Access Standards

Employee Group
State of Indiana Employees - Urban

Provider Group
Licensed Chemical Dependency
Counselors

¹ Provider counts represent:
#: Provider access points
P: Unique providers
L: Unique provider locations

All Employees										
Employee		Provider		Without Access		Counts ¹			Average Distance	
Group	#	Group	Standard	#	%	#	P	L	1	2
State of Indiana Employees - Urban	16,088	Licensed Chemical Depe...	2 in 5 miles	1,745	10.8	35,437	17,847	22,343	8.2	9.0

Key Geographic Areas										
City	Employee	Provider		Without Access		Counts ¹		Average Distance		
	#	Group	Standard	#	%	#	1	2		
La Porte, IN	215	Licensed Chemical Dependency Coun...	2 in 5 miles	169	78.6	3	8.0	8.0		
Pendleton, IN	101	Licensed Chemical Dependency Coun...	2 in 5 miles	101	100.0	0	8.3	8.3		
Westville, IN	83	Licensed Chemical Dependency Coun...	2 in 5 miles	83	100.0	0	8.1	9.6		
Indianapolis, IN	6,474	Licensed Chemical Dependency Coun...	2 in 5 miles	81	1.3	371	7.8	7.8		
Chesterton, IN	81	Licensed Chemical Dependency Coun...	2 in 5 miles	81	100.0	0	7.1	7.3		
Evansville, IN	460	Licensed Chemical Dependency Coun...	2 in 5 miles	71	15.4	41	2.9	6.5		
South Bend, IN	273	Licensed Chemical Dependency Coun...	2 in 5 miles	58	21.2	6	5.0	5.2		
Alexandria, IN	49	Licensed Chemical Dependency Coun...	2 in 5 miles	49	100.0	0	9.2	9.2		
Bloomington, IN	232	Licensed Chemical Dependency Coun...	2 in 5 miles	46	19.8	8	4.7	5.1		
Clayton, IN	43	Licensed Chemical Dependency Coun...	2 in 5 miles	43	100.0	0	8.9	8.9		
Pittsboro, IN	39	Licensed Chemical Dependency Coun...	2 in 5 miles	39	100.0	0	4.6	5.3		
Bargersville, IN	37	Licensed Chemical Dependency Coun...	2 in 5 miles	37	100.0	0	4.5	6.5		
Sellersburg, IN	37	Licensed Chemical Dependency Coun...	2 in 5 miles	37	100.0	0	6.1	7.5		
Edinburgh, IN	35	Licensed Chemical Dependency Coun...	2 in 5 miles	35	100.0	0	12.0	12.1		
Granger, IN	34	Licensed Chemical Dependency Coun...	2 in 5 miles	34	100.0	0	5.6	5.9		
Fort Wayne, IN	575	Licensed Chemical Dependency Coun...	2 in 5 miles	31	5.4	57	5.3	5.3		
Charlestown, IN	30	Licensed Chemical Dependency Coun...	2 in 5 miles	30	100.0	0	11.2	11.7		
Trafalgar, IN	30	Licensed Chemical Dependency Coun...	2 in 5 miles	30	100.0	0	10.9	11.0		
Nineveh, IN	29	Licensed Chemical Dependency Coun...	2 in 5 miles	29	100.0	0	10.9	10.9		
Coatesville, IN	28	Licensed Chemical Dependency Coun...	2 in 5 miles	28	100.0	0	12.8	13.6		
Walkerton, IN	28	Licensed Chemical Dependency Coun...	2 in 5 miles	28	100.0	0	16.9	17.4		
Gary, IN	221	Licensed Chemical Dependency Coun...	2 in 5 miles	26	11.8	4	3.4	5.4		
Ingalls, IN	25	Licensed Chemical Dependency Coun...	2 in 5 miles	25	100.0	0	8.5	9.1		
Markleville, IN	25	Licensed Chemical Dependency Coun...	2 in 5 miles	25	100.0	0	7.0	8.3		
Cicero, IN	24	Licensed Chemical Dependency Coun...	2 in 5 miles	24	100.0	0	6.4	7.1		
Lowell, IN	24	Licensed Chemical Dependency Coun...	2 in 5 miles	24	100.0	0	11.1	13.0		
New Haven, IN	21	Licensed Chemical Dependency Coun...	2 in 5 miles	21	100.0	1	1.0	5.6		
New Carlisle, IN	20	Licensed Chemical Dependency Coun...	2 in 5 miles	20	100.0	0	14.3	14.6		
Hebron, IN	19	Licensed Chemical Dependency Coun...	2 in 5 miles	19	100.0	0	14.7	15.0		
Ellettsville, IN	16	Licensed Chemical Dependency Coun...	2 in 5 miles	16	100.0	0	5.4	9.2		
Kouts, IN	16	Licensed Chemical Dependency Coun...	2 in 5 miles	16	100.0	0	9.8	10.7		
Sheridan, IN	16	Licensed Chemical Dependency Coun...	2 in 5 miles	16	100.0	0	8.3	8.8		
Rolling Prairie, IN	15	Licensed Chemical Dependency Coun...	2 in 5 miles	15	100.0	0	10.0	10.0		
Wanatah, IN	15	Licensed Chemical Dependency Coun...	2 in 5 miles	15	100.0	0	7.6	9.0		
Gaston, IN	14	Licensed Chemical Dependency Coun...	2 in 5 miles	14	100.0	0	9.9	10.1		

Without Access Summary By City

February 18, 2021

Access Analysis
Access Standards

Employee Group
State of Indiana Employees -
Rural/Mixed

Provider Group
Licensed Chemical Dependency
Counselors

¹ Provider counts represent:
#: Provider access points
P: Unique providers
L: Unique provider locations

All Employees										
Employee		Provider		Without Access		Counts ¹			Average Distance	
Group	#	Group	Standard	#	%	#	P	L	1	2
State of Indiana Employees - Rur...	6,591	Licensed Chemical Depe...	2 in 10 miles	2,045	31.0	35,437	17,847	22,343	9.2	16.4

Key Geographic Areas										
City	Employee	Provider		Without Access		Counts ¹		Average Distance		
	#	Group	Standard	#	%	#		1	2	
Madison, IN	314	Licensed Chemical Dependency Coun...	2 in 10 miles	314	100.0	1		5.3	22.4	
Martinsville, IN	173	Licensed Chemical Dependency Coun...	2 in 10 miles	173	100.0	1		2.0	14.1	
Seymour, IN	85	Licensed Chemical Dependency Coun...	2 in 10 miles	85	100.0	1		0.8	17.0	
Hanover, IN	76	Licensed Chemical Dependency Coun...	2 in 10 miles	76	100.0	0		7.9	19.6	
Scottsburg, IN	71	Licensed Chemical Dependency Coun...	2 in 10 miles	71	100.0	0		18.1	21.3	
Knightstown, IN	70	Licensed Chemical Dependency Coun...	2 in 10 miles	70	100.0	0		12.6	14.5	
Angola, IN	51	Licensed Chemical Dependency Coun...	2 in 10 miles	51	100.0	1		2.2	18.9	
Greensburg, IN	51	Licensed Chemical Dependency Coun...	2 in 10 miles	51	100.0	1		1.8	15.8	
Boonville, IN	44	Licensed Chemical Dependency Coun...	2 in 10 miles	44	100.0	0		7.4	14.1	
Cambridge City, IN	35	Licensed Chemical Dependency Coun...	2 in 10 miles	35	100.0	0		11.6	11.8	
Brownstown, IN	34	Licensed Chemical Dependency Coun...	2 in 10 miles	34	100.0	0		13.2	18.8	
Huntingburg, IN	33	Licensed Chemical Dependency Coun...	2 in 10 miles	33	100.0	0		9.9	10.7	
Walton, IN	33	Licensed Chemical Dependency Coun...	2 in 10 miles	33	100.0	0		10.9	10.9	
Albion, IN	30	Licensed Chemical Dependency Coun...	2 in 10 miles	30	100.0	1		3.0	11.0	
Austin, IN	28	Licensed Chemical Dependency Coun...	2 in 10 miles	28	100.0	0		17.4	21.9	
Galveston, IN	28	Licensed Chemical Dependency Coun...	2 in 10 miles	28	100.0	0		10.9	10.9	
Lexington, IN	26	Licensed Chemical Dependency Coun...	2 in 10 miles	26	100.0	0		17.4	25.5	
Royal Center, IN	26	Licensed Chemical Dependency Coun...	2 in 10 miles	26	100.0	0		12.0	12.0	
Shirley, IN	22	Licensed Chemical Dependency Coun...	2 in 10 miles	22	100.0	0		9.1	10.2	
Hagerstown, IN	21	Licensed Chemical Dependency Coun...	2 in 10 miles	21	100.0	0		11.5	11.7	
Hope, IN	20	Licensed Chemical Dependency Coun...	2 in 10 miles	20	100.0	0		11.2	11.7	
Bicknell, IN	19	Licensed Chemical Dependency Coun...	2 in 10 miles	19	100.0	0		14.2	15.1	
North Manchester, IN	18	Licensed Chemical Dependency Coun...	2 in 10 miles	18	100.0	0		13.7	14.5	
Roanoke, IN	18	Licensed Chemical Dependency Coun...	2 in 10 miles	18	100.0	0		9.7	11.1	
Dupont, IN	17	Licensed Chemical Dependency Coun...	2 in 10 miles	17	100.0	0		13.1	22.6	
Ferdinand, IN	17	Licensed Chemical Dependency Coun...	2 in 10 miles	17	100.0	0		16.3	17.1	
Deputy, IN	16	Licensed Chemical Dependency Coun...	2 in 10 miles	16	100.0	0		12.3	24.6	
Oaktown, IN	16	Licensed Chemical Dependency Coun...	2 in 10 miles	16	100.0	0		17.0	18.2	
Warren, IN	16	Licensed Chemical Dependency Coun...	2 in 10 miles	16	100.0	0		16.0	16.9	
Ladoga, IN	15	Licensed Chemical Dependency Coun...	2 in 10 miles	15	100.0	0		12.8	12.8	
Spiceland, IN	15	Licensed Chemical Dependency Coun...	2 in 10 miles	15	100.0	0		8.4	10.4	
Westport, IN	15	Licensed Chemical Dependency Coun...	2 in 10 miles	15	100.0	0		15.1	17.8	
Fairmount, IN	14	Licensed Chemical Dependency Coun...	2 in 10 miles	14	100.0	0		6.9	11.4	
Macy, IN	14	Licensed Chemical Dependency Coun...	2 in 10 miles	14	100.0	0		11.4	11.4	
Bremen, IN	13	Licensed Chemical Dependency Coun...	2 in 10 miles	13	100.0	0		13.9	13.9	

Without Access Summary By City

February 18, 2021

Access Analysis
Access Standards

Employee Group
State of Indiana Employees - Rural

Provider Group
Licensed Chemical Dependency
Counselors

¹ Provider counts represent:
#: Provider access points
P: Unique providers
L: Unique provider locations

All Employees									
Employee		Provider	Without Access		Counts ¹			Average Distance	
Group	#	Standard	#	%	#	P	L	1	2
State of Indiana Employees - Rural	4,086	2 in 15 miles	2,081	50.9	35,437	17,847	22,343	16.5	20.9

Key Geographic Areas									
City	Employee	Provider		Without Access		Counts ¹		Average Distance	
	#	Standard		#	%	#		1	2
Brazil, IN	185	2 in 15 miles		185	100.0	0		16.3	16.7
North Vernon, IN	131	2 in 15 miles		131	100.0	0		20.1	20.4
Sullivan, IN	123	2 in 15 miles		123	100.0	0		20.6	22.0
Linton, IN	122	2 in 15 miles		122	100.0	0		24.4	26.8
Salem, IN	64	2 in 15 miles		64	100.0	1		2.0	27.8
Jasonville, IN	57	2 in 15 miles		57	100.0	0		24.2	26.0
Rushville, IN	56	2 in 15 miles		56	100.0	1		1.1	16.5
Corydon, IN	47	2 in 15 miles		47	100.0	0		9.4	15.7
Spencer, IN	47	2 in 15 miles		47	100.0	0		16.1	19.5
Shelburn, IN	44	2 in 15 miles		44	100.0	0		14.8	16.4
Nashville, IN	43	2 in 15 miles		43	100.0	1		0.6	16.7
Bloomfield, IN	40	2 in 15 miles		40	100.0	0		22.4	24.0
Carlisle, IN	39	2 in 15 miles		39	100.0	0		22.8	23.9
Winamac, IN	39	2 in 15 miles		39	100.0	1		3.1	17.4
Paoli, IN	36	2 in 15 miles		36	100.0	0		23.2	23.2
Mount Vernon, IN	41	2 in 15 miles		34	82.9	0		15.3	18.2
Portland, IN	32	2 in 15 miles		32	100.0	1		1.6	16.2
Winchester, IN	32	2 in 15 miles		32	100.0	1		0.1	18.3
Brookville, IN	31	2 in 15 miles		31	100.0	0		17.7	17.7
Dugger, IN	31	2 in 15 miles		31	100.0	0		26.7	28.4
Versailles, IN	28	2 in 15 miles		28	100.0	0		19.6	19.6
Demotte, IN	25	2 in 15 miles		25	100.0	0		19.7	19.7
Butler, IN	23	2 in 15 miles		23	100.0	0		20.2	21.7
Holton, IN	21	2 in 15 miles		21	100.0	0		21.0	21.8
English, IN	20	2 in 15 miles		20	100.0	0		28.0	28.6
Gosport, IN	20	2 in 15 miles		20	100.0	0		14.7	17.3
Wheatfield, IN	20	2 in 15 miles		20	100.0	0		19.7	20.3
Princeton, IN	19	2 in 15 miles		19	100.0	0		18.6	22.9
Poland, IN	17	2 in 15 miles		17	100.0	0		14.6	16.5
Leopold, IN	16	2 in 15 miles		16	100.0	0		20.9	27.6
French Lick, IN	15	2 in 15 miles		15	100.0	0		21.6	22.4
Petersburg, IN	15	2 in 15 miles		15	100.0	1		1.0	17.2
Fowler, IN	14	2 in 15 miles		14	100.0	0		17.9	24.3
Marengo, IN	14	2 in 15 miles		14	100.0	0		26.3	29.2
Worthington, IN	14	2 in 15 miles		14	100.0	0		23.9	24.2

Access Detail By Zip Code

February 18, 2021

Access Analysis
Access StandardsEmployee / Provider Groups
State of Indiana Employees - Urban
Psychologists

Employees With Access											
City	Zip Code	Employee		Provider		With Access		Average Distance			
		Group	#	Group	Standard	#	%	1	2	3	4
Alexandria, IN	46001	State of Indiana Employees -...	49	Psychologists	2 in 5 miles	49	100.0	0.8	0.8	0.8	9.1
Alsip, IL	60803	State of Indiana Employees -...	1	Psychologists	2 in 5 miles	1	100.0	2.1	2.1	3.3	3.3
Anderson, IN	46011	State of Indiana Employees -...	130	Psychologists	2 in 5 miles	130	100.0	2.3	2.5	2.5	2.5
	46012	State of Indiana Employees -...	104	Psychologists	2 in 5 miles	104	100.0	1.9	1.9	1.9	2.0
	46013	State of Indiana Employees -...	129	Psychologists	2 in 5 miles	129	100.0	1.7	1.7	1.7	1.7
	46016	State of Indiana Employees -...	74	Psychologists	2 in 5 miles	74	100.0	0.1	0.1	0.1	0.1
	46017	State of Indiana Employees -...	42	Psychologists	2 in 5 miles	42	100.0	2.7	2.8	2.8	2.8
	46018	State of Indiana Employees -...	1	Psychologists	2 in 5 miles	1	100.0	1.5	1.5	1.5	1.5
Avon, IN	46123	State of Indiana Employees -...	238	Psychologists	2 in 5 miles	238	100.0	1.0	1.0	1.4	1.4
Bargersville, IN	46106	State of Indiana Employees -...	37	Psychologists	2 in 5 miles	37	100.0	4.5	4.5	4.5	4.5
Beech Grove, IN	46107	State of Indiana Employees -...	92	Psychologists	2 in 5 miles	92	100.0	1.2	1.2	1.2	2.9
Benton Harbor, MI	49022	State of Indiana Employees -...	2	Psychologists	2 in 5 miles	2	100.0	3.0	3.0	3.0	3.0
Berrien Springs, MI	49103	State of Indiana Employees -...	1	Psychologists	2 in 5 miles	1	100.0	0.1	1.6	1.6	1.6
Bloomington, IN	47401	State of Indiana Employees -...	61	Psychologists	2 in 5 miles	61	100.0	1.8	1.8	2.8	3.0
	47402	State of Indiana Employees -...	1	Psychologists	2 in 5 miles	1	100.0	0.2	0.3	0.4	0.4
	47403	State of Indiana Employees -...	75	Psychologists	2 in 5 miles	74	98.7	0.2	0.8	0.8	0.9
	47404	State of Indiana Employees -...	48	Psychologists	2 in 5 miles	48	100.0	1.4	2.4	2.5	2.8
	47407	State of Indiana Employees -...	1	Psychologists	2 in 5 miles	1	100.0	0.2	1.3	1.3	1.3
	47408	State of Indiana Employees -...	46	Psychologists	2 in 5 miles	46	100.0	2.7	2.7	2.8	3.5
Brownsburg, IN	46112	State of Indiana Employees -...	226	Psychologists	2 in 5 miles	226	100.0	0.9	1.1	1.5	4.2
Burlington, KY	41005	State of Indiana Employees -...	3	Psychologists	2 in 5 miles	3	100.0	1.2	4.2	4.3	5.0
Calumet City, IL	60409	State of Indiana Employees -...	2	Psychologists	2 in 5 miles	2	100.0	2.2	2.3	2.3	2.3
Camby, IN	46113	State of Indiana Employees -...	123	Psychologists	2 in 5 miles	123	100.0	1.9	3.5	3.5	4.0
Carmel, IN	46032	State of Indiana Employees -...	180	Psychologists	2 in 5 miles	180	100.0	0.2	0.2	0.5	0.5
	46033	State of Indiana Employees -...	137	Psychologists	2 in 5 miles	137	100.0	1.7	2.7	2.7	2.7
	46082	State of Indiana Employees -...	1	Psychologists	2 in 5 miles	1	100.0	0.2	0.7	1.5	1.8
Chesterton, IN	46304	State of Indiana Employees -...	81	Psychologists	2 in 5 miles	81	100.0	0.8	1.4	1.4	1.4
Chicago, IL	60605	State of Indiana Employees -...	1	Psychologists	2 in 5 miles	1	100.0	0.4	0.4	0.4	0.4
	60607	State of Indiana Employees -...	1	Psychologists	2 in 5 miles	1	100.0	0.6	0.7	0.7	0.7
	60609	State of Indiana Employees -...	1	Psychologists	2 in 5 miles	1	100.0	2.5	2.6	3.1	3.4
	60617	State of Indiana Employees -...	3	Psychologists	2 in 5 miles	3	100.0	0.5	3.2	3.2	5.0
	60623	State of Indiana Employees -...	1	Psychologists	2 in 5 miles	1	100.0	1.2	2.8	3.1	3.1
	60628	State of Indiana Employees -...	1	Psychologists	2 in 5 miles	1	100.0	3.3	3.6	3.6	3.6
	60633	State of Indiana Employees -...	1	Psychologists	2 in 5 miles	1	100.0	3.9	3.9	3.9	3.9
	60636	State of Indiana Employees -...	3	Psychologists	2 in 5 miles	3	100.0	1.5	2.0	2.0	3.1
	60641	State of Indiana Employees -...	1	Psychologists	2 in 5 miles	1	100.0	0.9	1.2	1.8	1.8
	60643	State of Indiana Employees -...	5	Psychologists	2 in 5 miles	5	100.0	1.6	1.6	1.6	1.6
	60649	State of Indiana Employees -...	1	Psychologists	2 in 5 miles	1	100.0	0.4	0.4	3.0	3.6
Cincinnati, OH	45224	State of Indiana Employees -...	1	Psychologists	2 in 5 miles	1	100.0	0.6	1.7	1.7	2.0
	45230	State of Indiana Employees -...	1	Psychologists	2 in 5 miles	1	100.0	2.1	2.2	2.5	3.0

Access Detail By Zip Code

February 18, 2021

Access Analysis
Access Standards
Employee / Provider Groups
State of Indiana Employees - Urban
Psychologists

Employees With Access											
City	Zip Code	Employee		Provider		With Access		Average Distance			
		Group	#	Group	Standard	#	%	1	2	3	4
Cincinnati, OH	45231	State of Indiana Employees - ...	1	Psychologists	2 in 5 miles	1	100.0	1.7	1.7	1.7	2.0
	45238	State of Indiana Employees - ...	1	Psychologists	2 in 5 miles	1	100.0	1.7	2.1	2.6	3.1
	45239	State of Indiana Employees - ...	1	Psychologists	2 in 5 miles	1	100.0	0.1	1.6	3.0	3.0
	45247	State of Indiana Employees - ...	1	Psychologists	2 in 5 miles	1	100.0	2.4	3.7	3.8	3.9
	45251	State of Indiana Employees - ...	1	Psychologists	2 in 5 miles	1	100.0	3.9	4.2	4.2	4.2
Clarksville, IN	47129	State of Indiana Employees - ...	14	Psychologists	2 in 5 miles	14	100.0	0.4	0.4	2.5	2.5
Country Club Hill...	60478	State of Indiana Employees - ...	1	Psychologists	2 in 5 miles	1	100.0	2.4	2.6	2.6	2.6
Crown Point, IN	46307	State of Indiana Employees - ...	84	Psychologists	2 in 5 miles	84	100.0	0.9	1.8	1.8	2.6
	46308	State of Indiana Employees - ...	1	Psychologists	2 in 5 miles	1	100.0	0.3	1.2	1.2	2.0
Danville, IN	46122	State of Indiana Employees - ...	85	Psychologists	2 in 5 miles	85	100.0	1.8	3.8	5.2	5.3
Dyer, IN	46311	State of Indiana Employees - ...	9	Psychologists	2 in 5 miles	9	100.0	2.6	3.6	4.4	5.3
East Chicago, IN	46312	State of Indiana Employees - ...	29	Psychologists	2 in 5 miles	29	100.0	2.3	2.3	2.3	2.3
Elizabethtown, KY	42701	State of Indiana Employees - ...	1	Psychologists	2 in 5 miles	1	100.0	1.0	1.0	1.0	1.0
Elkhart, IN	46514	State of Indiana Employees - ...	32	Psychologists	2 in 5 miles	32	100.0	1.6	2.8	3.6	3.6
	46515	State of Indiana Employees - ...	1	Psychologists	2 in 5 miles	1	100.0	1.2	2.0	2.1	2.1
	46516	State of Indiana Employees - ...	31	Psychologists	2 in 5 miles	31	100.0	1.3	2.3	2.3	2.3
	46517	State of Indiana Employees - ...	19	Psychologists	2 in 5 miles	19	100.0	1.3	1.3	1.3	3.7
Elwood, IN	46036	State of Indiana Employees - ...	37	Psychologists	2 in 5 miles	37	100.0	1.4	1.4	1.4	1.4
Evansville, IN	47708	State of Indiana Employees - ...	3	Psychologists	2 in 5 miles	3	100.0	0.2	0.2	0.4	0.4
	47710	State of Indiana Employees - ...	45	Psychologists	2 in 5 miles	45	100.0	0.6	2.2	2.2	2.3
	47711	State of Indiana Employees - ...	63	Psychologists	2 in 5 miles	63	100.0	1.9	2.8	3.8	3.8
	47712	State of Indiana Employees - ...	57	Psychologists	2 in 5 miles	57	100.0	4.7	4.7	4.8	4.9
	47713	State of Indiana Employees - ...	31	Psychologists	2 in 5 miles	31	100.0	0.2	0.2	0.2	0.3
	47714	State of Indiana Employees - ...	109	Psychologists	2 in 5 miles	109	100.0	1.2	1.4	1.4	1.4
	47715	State of Indiana Employees - ...	80	Psychologists	2 in 5 miles	80	100.0	1.1	1.1	1.1	1.5
	47719	State of Indiana Employees - ...	1	Psychologists	2 in 5 miles	1	100.0	1.3	1.3	2.3	2.3
	47720	State of Indiana Employees - ...	25	Psychologists	2 in 5 miles	25	100.0	1.6	3.3	6.0	6.0
Fairfield, OH	45014	State of Indiana Employees - ...	3	Psychologists	2 in 5 miles	3	100.0	1.1	1.1	1.2	1.2
Fishers, IN	46037	State of Indiana Employees - ...	179	Psychologists	2 in 5 miles	179	100.0	2.8	2.8	3.8	3.8
	46038	State of Indiana Employees - ...	247	Psychologists	2 in 5 miles	247	100.0	1.2	1.2	1.2	2.7
Florence, KY	41042	State of Indiana Employees - ...	4	Psychologists	2 in 5 miles	4	100.0	1.7	1.9	1.9	2.6
Flossmoor, IL	60422	State of Indiana Employees - ...	1	Psychologists	2 in 5 miles	1	100.0	0.7	1.2	1.9	1.9
Fort Wayne, IN	46802	State of Indiana Employees - ...	15	Psychologists	2 in 5 miles	15	100.0	0.5	1.5	1.7	1.7
	46803	State of Indiana Employees - ...	10	Psychologists	2 in 5 miles	10	100.0	1.7	1.7	1.7	1.8
	46804	State of Indiana Employees - ...	52	Psychologists	2 in 5 miles	52	100.0	0.7	0.8	0.8	0.9
	46805	State of Indiana Employees - ...	33	Psychologists	2 in 5 miles	33	100.0	0.4	0.4	0.5	0.7
	46806	State of Indiana Employees - ...	46	Psychologists	2 in 5 miles	46	100.0	2.0	2.0	2.0	2.2
	46807	State of Indiana Employees - ...	34	Psychologists	2 in 5 miles	34	100.0	1.2	1.5	1.5	1.5
	46808	State of Indiana Employees - ...	32	Psychologists	2 in 5 miles	32	100.0	0.9	0.9	0.9	0.9
	46809	State of Indiana Employees - ...	14	Psychologists	2 in 5 miles	13	92.9	4.2	4.4	4.4	4.6

Access Detail By Zip Code

February 18, 2021

Access Analysis
Access Standards
Employee / Provider Groups
State of Indiana Employees - Urban
Psychologists

Employees With Access											
City	Zip Code	Employee		Provider		With Access		Average Distance			
		Group	#	Group	Standard	#	%	1	2	3	4
Fort Wayne, IN	46814	State of Indiana Employees -...	20	Psychologists	2 in 5 miles	20	100.0	0.7	3.2	3.8	3.8
	46815	State of Indiana Employees -...	57	Psychologists	2 in 5 miles	57	100.0	1.8	2.2	2.3	2.3
	46818	State of Indiana Employees -...	28	Psychologists	2 in 5 miles	28	100.0	3.5	4.1	4.1	4.1
	46819	State of Indiana Employees -...	22	Psychologists	2 in 5 miles	22	100.0	4.6	4.8	4.8	4.8
	46825	State of Indiana Employees -...	62	Psychologists	2 in 5 miles	62	100.0	1.3	1.7	1.7	1.7
	46835	State of Indiana Employees -...	69	Psychologists	2 in 5 miles	69	100.0	0.5	2.9	2.9	2.9
	46845	State of Indiana Employees -...	48	Psychologists	2 in 5 miles	48	100.0	0.9	0.9	0.9	1.5
	46896	State of Indiana Employees -...	1	Psychologists	2 in 5 miles	1	100.0	2.8	2.8	2.8	3.0
	46899	State of Indiana Employees -...	1	Psychologists	2 in 5 miles	1	100.0	4.6	4.8	4.9	4.9
Franklin, IN	46131	State of Indiana Employees -...	169	Psychologists	2 in 5 miles	169	100.0	0.9	1.3	2.8	2.8
Ft Mitchell, KY	41017	State of Indiana Employees -...	1	Psychologists	2 in 5 miles	1	100.0	0.7	0.7	0.7	0.7
Gary, IN	46401	State of Indiana Employees -...	6	Psychologists	2 in 5 miles	6	100.0	2.4	2.6	3.0	4.4
	46402	State of Indiana Employees -...	8	Psychologists	2 in 5 miles	8	100.0	0.8	1.1	4.1	5.8
	46403	State of Indiana Employees -...	47	Psychologists	2 in 5 miles	47	100.0	2.5	4.4	4.4	4.4
	46404	State of Indiana Employees -...	42	Psychologists	2 in 5 miles	42	100.0	1.5	1.9	4.6	5.1
	46406	State of Indiana Employees -...	26	Psychologists	2 in 5 miles	26	100.0	3.4	3.8	4.0	4.0
	46407	State of Indiana Employees -...	28	Psychologists	2 in 5 miles	28	100.0	2.2	2.5	2.8	4.8
	46408	State of Indiana Employees -...	41	Psychologists	2 in 5 miles	41	100.0	1.2	3.2	3.5	4.0
	46409	State of Indiana Employees -...	23	Psychologists	2 in 5 miles	23	100.0	1.3	2.5	2.9	3.4
	60425	State of Indiana Employees -...	1	Psychologists	2 in 5 miles	1	100.0	3.8	3.8	3.8	3.8
Glenwood, IL	60425	State of Indiana Employees -...	1	Psychologists	2 in 5 miles	1	100.0	3.8	3.8	3.8	3.8
Goshen, IN	46526	State of Indiana Employees -...	27	Psychologists	2 in 5 miles	27	100.0	1.4	2.7	2.7	2.7
	46527	State of Indiana Employees -...	1	Psychologists	2 in 5 miles	1	100.0	1.0	1.0	1.0	1.0
	46528	State of Indiana Employees -...	16	Psychologists	2 in 5 miles	16	100.0	1.1	1.1	1.1	1.1
Granger, IN	46530	State of Indiana Employees -...	34	Psychologists	2 in 5 miles	34	100.0	3.2	3.6	4.3	5.5
Greenwood, IN	46142	State of Indiana Employees -...	212	Psychologists	2 in 5 miles	212	100.0	1.3	1.3	1.3	1.3
	46143	State of Indiana Employees -...	376	Psychologists	2 in 5 miles	376	100.0	1.7	1.7	1.8	1.8
Griffith, IN	46319	State of Indiana Employees -...	26	Psychologists	2 in 5 miles	26	100.0	2.2	3.6	3.6	3.7
Hamilton, OH	45011	State of Indiana Employees -...	1	Psychologists	2 in 5 miles	1	100.0	1.1	1.3	2.1	2.8
	45013	State of Indiana Employees -...	1	Psychologists	2 in 5 miles	1	100.0	3.4	4.0	4.4	5.2
	45015	State of Indiana Employees -...	1	Psychologists	2 in 5 miles	1	100.0	0.3	1.0	1.1	1.4
Hammond, IN	46320	State of Indiana Employees -...	12	Psychologists	2 in 5 miles	12	100.0	0.7	1.2	1.2	3.3
	46323	State of Indiana Employees -...	32	Psychologists	2 in 5 miles	32	100.0	1.6	1.6	2.6	2.6
	46324	State of Indiana Employees -...	30	Psychologists	2 in 5 miles	30	100.0	1.2	1.2	1.7	1.8
	46327	State of Indiana Employees -...	11	Psychologists	2 in 5 miles	11	100.0	1.9	2.2	2.2	2.2
Harvey, IL	60426	State of Indiana Employees -...	1	Psychologists	2 in 5 miles	1	100.0	3.0	3.0	4.0	4.0
Hazel Crest, IL	60429	State of Indiana Employees -...	1	Psychologists	2 in 5 miles	1	100.0	1.2	1.6	1.6	1.6
Highland, IN	46322	State of Indiana Employees -...	21	Psychologists	2 in 5 miles	21	100.0	0.7	0.9	0.9	1.8
Hobart, IN	46342	State of Indiana Employees -...	99	Psychologists	2 in 5 miles	99	100.0	1.9	1.9	1.9	2.9
Huntertown, IN	46748	State of Indiana Employees -...	7	Psychologists	2 in 5 miles	7	100.0	3.5	3.5	3.5	4.6
Indianapolis, IN	46201	State of Indiana Employees -...	209	Psychologists	2 in 5 miles	209	100.0	0.7	0.8	1.4	1.4

Access Detail By Zip Code

February 18, 2021

Access Analysis
Access StandardsEmployee / Provider Groups
State of Indiana Employees - Urban
Psychologists

Employees With Access											
City	Zip Code	Employee		Provider		With Access		Average Distance			
		Group	#	Group	Standard	#	%	1	2	3	4
Indianapolis, IN	46202	State of Indiana Employees - ...	163	Psychologists	2 in 5 miles	163	100.0	0.4	0.4	0.4	0.4
	46203	State of Indiana Employees - ...	238	Psychologists	2 in 5 miles	238	100.0	2.3	2.3	2.3	2.3
	46204	State of Indiana Employees - ...	91	Psychologists	2 in 5 miles	91	100.0	0.2	0.2	0.2	0.3
	46205	State of Indiana Employees - ...	242	Psychologists	2 in 5 miles	242	100.0	0.9	0.9	0.9	0.9
	46206	State of Indiana Employees - ...	10	Psychologists	2 in 5 miles	10	100.0	0.5	0.7	1.0	1.0
	46208	State of Indiana Employees - ...	144	Psychologists	2 in 5 miles	144	100.0	0.4	0.4	0.4	0.4
	46214	State of Indiana Employees - ...	201	Psychologists	2 in 5 miles	201	100.0	1.6	1.6	1.6	1.6
	46216	State of Indiana Employees - ...	17	Psychologists	2 in 5 miles	17	100.0	0.7	0.7	0.8	0.8
	46217	State of Indiana Employees - ...	286	Psychologists	2 in 5 miles	286	100.0	1.9	2.8	2.8	2.8
	46218	State of Indiana Employees - ...	116	Psychologists	2 in 5 miles	116	100.0	0.3	0.3	0.3	0.3
	46219	State of Indiana Employees - ...	290	Psychologists	2 in 5 miles	290	100.0	0.5	1.0	1.0	1.0
	46220	State of Indiana Employees - ...	380	Psychologists	2 in 5 miles	380	100.0	1.0	1.4	1.4	1.4
	46221	State of Indiana Employees - ...	170	Psychologists	2 in 5 miles	170	100.0	3.1	3.1	3.2	3.2
	46222	State of Indiana Employees - ...	140	Psychologists	2 in 5 miles	140	100.0	1.4	1.7	1.7	1.7
	46224	State of Indiana Employees - ...	227	Psychologists	2 in 5 miles	227	100.0	0.6	0.6	0.6	0.6
	46225	State of Indiana Employees - ...	50	Psychologists	2 in 5 miles	50	100.0	1.2	1.2	1.2	1.2
	46226	State of Indiana Employees - ...	242	Psychologists	2 in 5 miles	242	100.0	1.4	1.4	1.4	2.1
	46227	State of Indiana Employees - ...	310	Psychologists	2 in 5 miles	310	100.0	0.9	0.9	0.9	0.9
	46228	State of Indiana Employees - ...	124	Psychologists	2 in 5 miles	124	100.0	3.0	3.0	3.0	3.0
	46229	State of Indiana Employees - ...	177	Psychologists	2 in 5 miles	177	100.0	0.9	0.9	0.9	0.9
	46231	State of Indiana Employees - ...	70	Psychologists	2 in 5 miles	70	100.0	3.2	4.3	4.5	4.5
	46234	State of Indiana Employees - ...	214	Psychologists	2 in 5 miles	214	100.0	1.4	2.7	3.8	4.0
	46235	State of Indiana Employees - ...	188	Psychologists	2 in 5 miles	188	100.0	1.7	1.7	1.7	1.7
	46236	State of Indiana Employees - ...	182	Psychologists	2 in 5 miles	182	100.0	1.0	1.3	1.3	1.3
	46237	State of Indiana Employees - ...	291	Psychologists	2 in 5 miles	291	100.0	0.8	0.8	0.8	0.8
	46239	State of Indiana Employees - ...	251	Psychologists	2 in 5 miles	251	100.0	4.0	4.0	4.0	4.0
	46240	State of Indiana Employees - ...	120	Psychologists	2 in 5 miles	120	100.0	0.3	0.3	0.3	0.7
	46241	State of Indiana Employees - ...	158	Psychologists	2 in 5 miles	158	100.0	0.1	0.3	2.1	4.1
	46242	State of Indiana Employees - ...	2	Psychologists	2 in 5 miles	2	100.0	0.6	0.8	1.6	4.2
	46247	State of Indiana Employees - ...	3	Psychologists	2 in 5 miles	3	100.0	1.3	2.8	2.8	2.8
	46250	State of Indiana Employees - ...	162	Psychologists	2 in 5 miles	162	100.0	1.2	1.2	1.5	1.5
	46253	State of Indiana Employees - ...	1	Psychologists	2 in 5 miles	1	100.0	0.4	0.4	0.6	0.8
	46254	State of Indiana Employees - ...	304	Psychologists	2 in 5 miles	304	100.0	3.5	3.5	3.6	3.8
	46256	State of Indiana Employees - ...	179	Psychologists	2 in 5 miles	179	100.0	0.8	0.8	0.9	1.1
	46259	State of Indiana Employees - ...	82	Psychologists	2 in 5 miles	2	2.4	3.4	3.4	4.1	4.1
	46260	State of Indiana Employees - ...	177	Psychologists	2 in 5 miles	177	100.0	0.9	0.9	1.1	1.1
	46268	State of Indiana Employees - ...	160	Psychologists	2 in 5 miles	160	100.0	2.0	2.3	2.3	2.3
	46277	State of Indiana Employees - ...	1	Psychologists	2 in 5 miles	1	100.0	0.4	0.4	0.4	0.5
	46278	State of Indiana Employees - ...	61	Psychologists	2 in 5 miles	61	100.0	1.9	1.9	1.9	1.9
	46280	State of Indiana Employees - ...	41	Psychologists	2 in 5 miles	41	100.0	1.3	1.5	1.9	1.9

Access Detail By Zip Code

February 18, 2021

Access Analysis
 Access Standards
 Employee / Provider Groups
 State of Indiana Employees - Urban
 Psychologists

Employees With Access											
City	Zip Code	Employee		Provider		With Access		Average Distance			
		Group	#	Group	Standard	#	%	1	2	3	4
Jeffersonville, IN	47130	State of Indiana Employees -...	73	Psychologists	2 in 5 miles	73	100.0	0.4	0.4	0.7	2.2
	47131	State of Indiana Employees -...	1	Psychologists	2 in 5 miles	1	100.0	0.3	0.4	0.4	1.9
La Porte, IN	46350	State of Indiana Employees -...	214	Psychologists	2 in 5 miles	45	21.0	0.6	0.9	0.9	8.9
	46352	State of Indiana Employees -...	1	Psychologists	2 in 5 miles	1	100.0	0.2	0.3	0.4	9.6
Lafayette, IN	47901	State of Indiana Employees -...	9	Psychologists	2 in 5 miles	9	100.0	0.1	0.1	0.1	0.1
	47902	State of Indiana Employees -...	4	Psychologists	2 in 5 miles	4	100.0	0.1	0.2	0.2	0.2
	47903	State of Indiana Employees -...	3	Psychologists	2 in 5 miles	3	100.0	0.2	0.2	0.2	0.2
	47904	State of Indiana Employees -...	38	Psychologists	2 in 5 miles	38	100.0	0.2	0.2	0.3	0.3
	47905	State of Indiana Employees -...	102	Psychologists	2 in 5 miles	102	100.0	2.3	2.3	2.4	2.5
Lake Station, IN	47909	State of Indiana Employees -...	93	Psychologists	2 in 5 miles	93	100.0	3.1	3.3	4.0	4.2
	46405	State of Indiana Employees -...	41	Psychologists	2 in 5 miles	41	100.0	1.7	2.7	2.7	2.7
Lansing, IL	60438	State of Indiana Employees -...	3	Psychologists	2 in 5 miles	3	100.0	2.0	2.3	2.4	2.4
Lapel, IN	46051	State of Indiana Employees -...	9	Psychologists	2 in 5 miles	9	100.0	4.8	4.8	8.8	8.8
Louisville, KY	40203	State of Indiana Employees -...	2	Psychologists	2 in 5 miles	2	100.0	0.5	0.5	0.5	0.5
	40204	State of Indiana Employees -...	1	Psychologists	2 in 5 miles	1	100.0	0.4	0.5	0.5	0.5
	40205	State of Indiana Employees -...	2	Psychologists	2 in 5 miles	2	100.0	0.2	1.1	1.4	1.4
	40207	State of Indiana Employees -...	2	Psychologists	2 in 5 miles	2	100.0	0.2	0.3	0.3	0.4
	40208	State of Indiana Employees -...	2	Psychologists	2 in 5 miles	2	100.0	0.8	0.9	0.9	1.0
	40211	State of Indiana Employees -...	1	Psychologists	2 in 5 miles	1	100.0	1.6	1.6	1.6	2.0
	40214	State of Indiana Employees -...	1	Psychologists	2 in 5 miles	1	100.0	1.7	2.0	2.4	3.4
	40215	State of Indiana Employees -...	1	Psychologists	2 in 5 miles	1	100.0	1.3	1.4	1.4	1.4
	40217	State of Indiana Employees -...	2	Psychologists	2 in 5 miles	2	100.0	0.6	0.6	0.6	0.6
	40218	State of Indiana Employees -...	2	Psychologists	2 in 5 miles	2	100.0	0.2	0.2	0.2	0.2
	40220	State of Indiana Employees -...	1	Psychologists	2 in 5 miles	1	100.0	1.1	1.2	1.2	1.2
	40222	State of Indiana Employees -...	3	Psychologists	2 in 5 miles	3	100.0	0.1	0.3	0.4	0.5
	40223	State of Indiana Employees -...	2	Psychologists	2 in 5 miles	2	100.0	1.1	1.2	1.2	1.3
	40228	State of Indiana Employees -...	1	Psychologists	2 in 5 miles	1	100.0	2.4	2.4	3.1	3.4
	40229	State of Indiana Employees -...	3	Psychologists	2 in 5 miles	3	100.0	3.3	3.3	3.3	4.1
	40241	State of Indiana Employees -...	1	Psychologists	2 in 5 miles	1	100.0	0.2	0.2	0.2	0.2
	40242	State of Indiana Employees -...	1	Psychologists	2 in 5 miles	1	100.0	1.1	1.5	1.8	1.9
	40243	State of Indiana Employees -...	1	Psychologists	2 in 5 miles	1	100.0	0.4	0.4	0.9	1.2
	40245	State of Indiana Employees -...	1	Psychologists	2 in 5 miles	1	100.0	2.9	3.5	3.7	3.7
	40258	State of Indiana Employees -...	1	Psychologists	2 in 5 miles	1	100.0	1.8	3.4	3.4	3.4
	40272	State of Indiana Employees -...	3	Psychologists	2 in 5 miles	3	100.0	2.2	2.2	2.2	2.2
	40291	State of Indiana Employees -...	1	Psychologists	2 in 5 miles	1	100.0	0.2	0.8	4.8	4.8
	40299	State of Indiana Employees -...	3	Psychologists	2 in 5 miles	3	100.0	2.2	3.1	3.1	3.1
Lowell, IN	46356	State of Indiana Employees -...	24	Psychologists	2 in 5 miles	24	100.0	2.0	2.0	10.9	11.7
Markham, IL	60428	State of Indiana Employees -...	2	Psychologists	2 in 5 miles	2	100.0	3.2	3.6	3.7	3.7
Matteson, IL	60443	State of Indiana Employees -...	1	Psychologists	2 in 5 miles	1	100.0	2.0	2.0	2.0	2.0
Merrillville, IN	46410	State of Indiana Employees -...	127	Psychologists	2 in 5 miles	127	100.0	1.8	1.8	1.8	1.8

Access Detail By Zip Code

February 18, 2021

Access Analysis
Access Standards
Employee / Provider Groups
State of Indiana Employees - Urban
Psychologists

Employees With Access											
City	Zip Code	Employee		Provider		With Access		Average Distance			
		Group	#	Group	Standard	#	%	1	2	3	4
Merrillville, IN	46411	State of Indiana Employees - ...	2	Psychologists	2 in 5 miles	2	100.0	0.3	0.3	0.5	0.5
Michigan City, IN	46360	State of Indiana Employees - ...	319	Psychologists	2 in 5 miles	319	100.0	1.4	1.5	1.6	2.0
	46361	State of Indiana Employees - ...	3	Psychologists	2 in 5 miles	3	100.0	0.2	0.2	0.4	0.7
Midlothian, IL	60445	State of Indiana Employees - ...	1	Psychologists	2 in 5 miles	1	100.0	0.3	2.2	4.3	4.7
Mishawaka, IN	46544	State of Indiana Employees - ...	53	Psychologists	2 in 5 miles	53	100.0	1.4	1.4	1.6	2.4
	46545	State of Indiana Employees - ...	34	Psychologists	2 in 5 miles	34	100.0	1.3	1.5	1.6	1.6
	46546	State of Indiana Employees - ...	1	Psychologists	2 in 5 miles	1	100.0	0.1	0.1	0.1	1.0
Muncie, IN	47302	State of Indiana Employees - ...	66	Psychologists	2 in 5 miles	66	100.0	2.0	2.0	2.0	2.0
	47303	State of Indiana Employees - ...	61	Psychologists	2 in 5 miles	61	100.0	1.4	1.4	1.4	1.4
	47304	State of Indiana Employees - ...	114	Psychologists	2 in 5 miles	114	100.0	0.7	0.9	1.1	1.1
	47305	State of Indiana Employees - ...	8	Psychologists	2 in 5 miles	8	100.0	0.1	0.4	0.4	0.4
	47307	State of Indiana Employees - ...	1	Psychologists	2 in 5 miles	1	100.0	1.2	1.2	1.2	1.4
Munster, IN	46321	State of Indiana Employees - ...	19	Psychologists	2 in 5 miles	19	100.0	0.4	0.5	0.5	0.5
New Lenox, IL	60451	State of Indiana Employees - ...	1	Psychologists	2 in 5 miles	1	100.0	0.8	1.5	5.0	6.0
Niles, MI	49120	State of Indiana Employees - ...	14	Psychologists	2 in 5 miles	14	100.0	1.9	3.5	4.7	4.7
Noblesville, IN	46060	State of Indiana Employees - ...	159	Psychologists	2 in 5 miles	159	100.0	2.8	2.8	2.8	2.8
	46061	State of Indiana Employees - ...	2	Psychologists	2 in 5 miles	2	100.0	0.9	0.9	0.9	0.9
	46062	State of Indiana Employees - ...	116	Psychologists	2 in 5 miles	116	100.0	2.5	2.7	2.8	2.8
Owensboro, KY	42301	State of Indiana Employees - ...	6	Psychologists	2 in 5 miles	6	100.0	1.8	2.3	2.7	2.7
	42303	State of Indiana Employees - ...	5	Psychologists	2 in 5 miles	5	100.0	1.5	1.7	2.0	2.4
Oxford, OH	45056	State of Indiana Employees - ...	1	Psychologists	2 in 5 miles	1	100.0	0.8	0.8	15.7	15.7
Park Forest, IL	60466	State of Indiana Employees - ...	1	Psychologists	2 in 5 miles	1	100.0	4.0	4.1	4.4	4.5
Plainfield, IN	46168	State of Indiana Employees - ...	284	Psychologists	2 in 5 miles	284	100.0	0.2	0.2	0.2	4.9
Portage, IN	46368	State of Indiana Employees - ...	174	Psychologists	2 in 5 miles	174	100.0	1.4	3.0	3.4	4.4
Prospect, KY	40059	State of Indiana Employees - ...	1	Psychologists	2 in 5 miles	1	100.0	3.4	3.4	3.4	3.5
Richton Park, IL	60471	State of Indiana Employees - ...	1	Psychologists	2 in 5 miles	1	100.0	3.7	3.7	3.7	3.7
Saint John, IN	46373	State of Indiana Employees - ...	4	Psychologists	2 in 5 miles	2	50.0	3.5	4.3	5.3	5.3
Saint Joseph, MI	49085	State of Indiana Employees - ...	2	Psychologists	2 in 5 miles	2	100.0	1.5	2.2	2.3	2.3
Saint Mary of the...	47876	State of Indiana Employees - ...	1	Psychologists	2 in 5 miles	1	100.0	4.6	4.6	4.7	4.8
Schererville, IN	46375	State of Indiana Employees - ...	19	Psychologists	2 in 5 miles	19	100.0	1.2	1.9	3.7	4.0
Sellersburg, IN	47172	State of Indiana Employees - ...	37	Psychologists	2 in 5 miles	37	100.0	4.0	4.1	5.7	5.7
South Bend, IN	46601	State of Indiana Employees - ...	11	Psychologists	2 in 5 miles	11	100.0	0.2	0.2	0.6	0.7
	46613	State of Indiana Employees - ...	14	Psychologists	2 in 5 miles	14	100.0	1.6	1.7	2.0	2.2
	46614	State of Indiana Employees - ...	67	Psychologists	2 in 5 miles	67	100.0	4.1	4.2	4.4	4.7
	46615	State of Indiana Employees - ...	31	Psychologists	2 in 5 miles	31	100.0	0.5	1.6	1.6	1.6
	46616	State of Indiana Employees - ...	9	Psychologists	2 in 5 miles	9	100.0	0.9	0.9	1.3	1.3
	46617	State of Indiana Employees - ...	17	Psychologists	2 in 5 miles	17	100.0	0.3	0.4	0.6	0.6
	46619	State of Indiana Employees - ...	36	Psychologists	2 in 5 miles	35	97.2	4.1	4.1	4.4	4.6
	46624	State of Indiana Employees - ...	2	Psychologists	2 in 5 miles	2	100.0	0.2	0.4	0.6	0.8
	46628	State of Indiana Employees - ...	57	Psychologists	2 in 5 miles	57	100.0	2.0	2.9	4.2	4.2

Access Detail By Zip Code

February 18, 2021

Access Analysis
Access StandardsEmployee / Provider Groups
State of Indiana Employees - Urban
Psychologists

Employees With Access											
City	Zip Code	Employee		Provider		With Access		Average Distance			
		Group	#	Group	Standard	#	%	1	2	3	4
South Bend, IN	46634	State of Indiana Employees -...	1	Psychologists	2 in 5 miles	1	100.0	0.2	0.4	0.6	0.8
	46635	State of Indiana Employees -...	6	Psychologists	2 in 5 miles	6	100.0	1.1	2.1	2.2	2.5
	46637	State of Indiana Employees -...	20	Psychologists	2 in 5 miles	20	100.0	1.6	2.4	2.4	2.9
	46680	State of Indiana Employees -...	1	Psychologists	2 in 5 miles	1	100.0	3.0	3.0	3.3	3.5
	46699	State of Indiana Employees -...	1	Psychologists	2 in 5 miles	1	100.0	0.4	0.5	0.6	0.8
South Holland, IL	60473	State of Indiana Employees -...	1	Psychologists	2 in 5 miles	1	100.0	0.6	0.6	0.9	2.0
Terre Haute, IN	47802	State of Indiana Employees -...	169	Psychologists	2 in 5 miles	169	100.0	0.2	0.9	0.9	0.9
	47803	State of Indiana Employees -...	123	Psychologists	2 in 5 miles	123	100.0	3.3	4.4	4.4	4.4
	47804	State of Indiana Employees -...	44	Psychologists	2 in 5 miles	44	100.0	1.5	1.7	1.8	1.8
	47805	State of Indiana Employees -...	67	Psychologists	2 in 5 miles	66	98.5	3.5	3.6	3.6	3.6
	47807	State of Indiana Employees -...	25	Psychologists	2 in 5 miles	25	100.0	1.1	1.2	1.2	1.2
Valparaiso, IN	47808	State of Indiana Employees -...	2	Psychologists	2 in 5 miles	2	100.0	0.8	0.8	0.8	0.8
	46383	State of Indiana Employees -...	104	Psychologists	2 in 5 miles	104	100.0	0.3	0.4	0.4	0.7
	46384	State of Indiana Employees -...	1	Psychologists	2 in 5 miles	1	100.0	0.1	0.2	0.2	0.4
West Chester, OH	46385	State of Indiana Employees -...	96	Psychologists	2 in 5 miles	96	100.0	2.3	2.3	2.4	2.8
	45069	State of Indiana Employees -...	1	Psychologists	2 in 5 miles	1	100.0	1.5	1.5	1.5	1.7
West Lafayette, IN	47906	State of Indiana Employees -...	97	Psychologists	2 in 5 miles	97	100.0	3.8	3.8	3.8	3.8
	47996	State of Indiana Employees -...	2	Psychologists	2 in 5 miles	2	100.0	0.7	0.8	2.9	2.9
West Newton, IN	46183	State of Indiana Employees -...	2	Psychologists	2 in 5 miles	2	100.0	2.6	2.6	2.7	2.7
West Terre Haut...	47885	State of Indiana Employees -...	31	Psychologists	2 in 5 miles	30	96.8	2.3	2.4	2.4	2.4
Westfield, IN	46074	State of Indiana Employees -...	130	Psychologists	2 in 5 miles	130	100.0	2.2	2.3	2.8	2.8
Wheeler, IN	46393	State of Indiana Employees -...	3	Psychologists	2 in 5 miles	3	100.0	2.4	4.8	5.9	5.9
Whiteland, IN	46184	State of Indiana Employees -...	79	Psychologists	2 in 5 miles	79	100.0	4.0	4.1	4.5	5.1
Whiting, IN	46394	State of Indiana Employees -...	13	Psychologists	2 in 5 miles	13	100.0	0.7	3.4	3.4	3.4
Yorktown, IN	47396	State of Indiana Employees -...	30	Psychologists	2 in 5 miles	30	100.0	4.9	4.9	5.1	5.1
Grand Totals		State of Indiana Employees -...	15,008	Psychologists	2 in 5 miles	14,752	98.3	1.5	1.8	2.0	2.4

Access Detail By Zip Code

February 18, 2021

Access Analysis
Access StandardsEmployee / Provider Groups
State of Indiana Employees -
Rural/Mixed
Psychologists

Employees With Access											
City	Zip Code	Employee		Provider		With Access		Average Distance			
		Group	#	Group	Standard	#	%	1	2	3	4
Albion, IN	46701	State of Indiana Employees -...	30	Psychologists	2 in 10 miles	30	100.0	3.0	3.0	3.0	9.5
Andrews, IN	46702	State of Indiana Employees -...	8	Psychologists	2 in 10 miles	8	100.0	5.9	6.5	7.8	7.8
Angola, IN	46703	State of Indiana Employees -...	51	Psychologists	2 in 10 miles	51	100.0	2.2	2.2	2.2	2.2
Argos, IN	46501	State of Indiana Employees -...	10	Psychologists	2 in 10 miles	10	100.0	10.0	10.0	10.0	10.0
Auburn, IN	46706	State of Indiana Employees -...	41	Psychologists	2 in 10 miles	41	100.0	1.3	1.3	1.3	1.3
Aurora, IN	47001	State of Indiana Employees -...	13	Psychologists	2 in 10 miles	13	100.0	5.5	5.5	5.6	5.6
Avilla, IN	46710	State of Indiana Employees -...	8	Psychologists	2 in 10 miles	8	100.0	0.2	6.2	8.5	8.5
Boggsstown, IN	46110	State of Indiana Employees -...	2	Psychologists	2 in 10 miles	2	100.0	7.2	7.2	9.7	9.9
Boston, IN	47324	State of Indiana Employees -...	2	Psychologists	2 in 10 miles	2	100.0	7.5	7.7	7.7	10.1
Brooklyn, IN	46111	State of Indiana Employees -...	2	Psychologists	2 in 10 miles	2	100.0	5.2	5.2	7.2	10.8
Cassopolis, MI	49031	State of Indiana Employees -...	2	Psychologists	2 in 10 miles	2	100.0	1.4	1.4	15.3	15.7
Celestine, IN	47521	State of Indiana Employees -...	3	Psychologists	2 in 10 miles	3	100.0	9.7	9.7	12.7	17.0
Centerville, IN	47330	State of Indiana Employees -...	39	Psychologists	2 in 10 miles	39	100.0	7.5	7.5	8.0	10.0
Chandler, IN	47610	State of Indiana Employees -...	20	Psychologists	2 in 10 miles	20	100.0	2.8	7.7	7.7	7.7
Charlottesville, IN	46117	State of Indiana Employees -...	4	Psychologists	2 in 10 miles	4	100.0	8.8	8.8	8.8	8.8
Coldwater, MI	49036	State of Indiana Employees -...	2	Psychologists	2 in 10 miles	2	100.0	1.8	5.0	17.3	18.9
Columbus, IN	47201	State of Indiana Employees -...	139	Psychologists	2 in 10 miles	139	100.0	6.9	7.3	8.9	8.9
	47203	State of Indiana Employees -...	74	Psychologists	2 in 10 miles	74	100.0	2.5	2.5	4.0	4.5
Corunna, IN	46730	State of Indiana Employees -...	1	Psychologists	2 in 10 miles	1	100.0	5.4	7.9	7.9	7.9
Crawfordsville, IN	47933	State of Indiana Employees -...	123	Psychologists	2 in 10 miles	123	100.0	1.9	1.9	1.9	1.9
Crestwood, KY	40014	State of Indiana Employees -...	1	Psychologists	2 in 10 miles	1	100.0	0.4	2.9	5.1	6.0
Cromwell, IN	46732	State of Indiana Employees -...	5	Psychologists	2 in 10 miles	5	100.0	9.3	9.3	9.3	9.3
Darlington, IN	47940	State of Indiana Employees -...	11	Psychologists	2 in 10 miles	11	100.0	9.6	9.6	9.7	9.7
Decatur, IN	46733	State of Indiana Employees -...	51	Psychologists	2 in 10 miles	51	100.0	1.4	1.4	1.4	18.3
Edwardsburg, MI	49112	State of Indiana Employees -...	4	Psychologists	2 in 10 miles	4	100.0	9.1	9.1	9.2	11.1
Fairland, IN	46126	State of Indiana Employees -...	25	Psychologists	2 in 10 miles	25	100.0	9.3	9.3	10.2	10.5
Flat Rock, IN	47234	State of Indiana Employees -...	6	Psychologists	2 in 10 miles	6	100.0	9.3	9.3	9.3	11.0
Floyds Knobs, IN	47119	State of Indiana Employees -...	21	Psychologists	2 in 10 miles	21	100.0	8.0	8.1	8.3	8.3
Fortville, IN	46040	State of Indiana Employees -...	70	Psychologists	2 in 10 miles	70	100.0	6.1	6.8	6.8	7.0
Fountain City, IN	47341	State of Indiana Employees -...	7	Psychologists	2 in 10 miles	7	100.0	7.4	9.9	9.9	10.1
Fountaintown, IN	46130	State of Indiana Employees -...	19	Psychologists	2 in 10 miles	19	100.0	9.2	9.2	9.3	9.3
Frankfort, IN	46041	State of Indiana Employees -...	52	Psychologists	2 in 10 miles	52	100.0	1.5	1.5	1.5	1.5
Fremont, IN	46737	State of Indiana Employees -...	13	Psychologists	2 in 10 miles	13	100.0	5.7	5.7	5.7	5.7
Garrett, IN	46738	State of Indiana Employees -...	17	Psychologists	2 in 10 miles	17	100.0	4.6	4.6	4.6	4.6
Gas City, IN	46933	State of Indiana Employees -...	31	Psychologists	2 in 10 miles	31	100.0	8.6	9.7	10.3	18.4
Greenfield, IN	46140	State of Indiana Employees -...	271	Psychologists	2 in 10 miles	271	100.0	0.2	0.4	0.4	0.4
Greensboro, IN	47344	State of Indiana Employees -...	2	Psychologists	2 in 10 miles	2	100.0	6.6	8.4	8.6	19.4
Greentown, IN	46936	State of Indiana Employees -...	29	Psychologists	2 in 10 miles	29	100.0	8.3	8.9	8.9	9.2
Guilford, IN	47022	State of Indiana Employees -...	4	Psychologists	2 in 10 miles	4	100.0	5.9	5.9	5.9	5.9
Hanover, IN	47243	State of Indiana Employees -...	76	Psychologists	2 in 10 miles	76	100.0	6.0	7.0	20.7	21.4

Access Detail By Zip Code

February 18, 2021

Access Analysis
Access StandardsEmployee / Provider Groups
State of Indiana Employees -
Rural/Mixed
Psychologists

Employees With Access											
City	Zip Code	Employee		Provider		With Access		Average Distance			
		Group	#	Group	Standard	#	%	1	2	3	4
Henderson, KY	42420	State of Indiana Employees -...	26	Psychologists	2 in 10 miles	26	100.0	0.6	1.7	1.8	6.6
Huntingburg, IN	47542	State of Indiana Employees -...	33	Psychologists	2 in 10 miles	33	100.0	8.9	8.9	10.7	28.5
Huntington, IN	46750	State of Indiana Employees -...	74	Psychologists	2 in 10 miles	74	100.0	1.4	1.4	1.4	1.4
Jasper, IN	47546	State of Indiana Employees -...	43	Psychologists	2 in 10 miles	43	100.0	2.2	2.2	2.3	27.1
	47547	State of Indiana Employees -...	3	Psychologists	2 in 10 miles	3	100.0	1.4	1.4	3.1	26.5
Jonesboro, IN	46938	State of Indiana Employees -...	13	Psychologists	2 in 10 miles	13	100.0	7.3	8.3	8.9	15.1
Kendallville, IN	46755	State of Indiana Employees -...	22	Psychologists	2 in 10 miles	22	100.0	0.8	2.2	2.2	2.2
Kennard, IN	47351	State of Indiana Employees -...	3	Psychologists	2 in 10 miles	3	100.0	7.6	9.4	9.5	18.5
Kimmell, IN	46760	State of Indiana Employees -...	5	Psychologists	2 in 10 miles	5	100.0	9.8	9.8	9.8	13.1
Kokomo, IN	46901	State of Indiana Employees -...	131	Psychologists	2 in 10 miles	131	100.0	0.4	0.4	1.0	2.3
	46902	State of Indiana Employees -...	121	Psychologists	2 in 10 miles	121	100.0	0.0	0.0	0.1	0.1
La Fontaine, IN	46940	State of Indiana Employees -...	9	Psychologists	2 in 10 miles	9	100.0	8.1	9.5	9.6	9.8
Lagro, IN	46941	State of Indiana Employees -...	2	Psychologists	2 in 10 miles	2	100.0	6.2	7.1	7.8	8.0
Laotto, IN	46763	State of Indiana Employees -...	1	Psychologists	2 in 10 miles	1	100.0	6.8	9.7	9.7	9.7
Lawrenceburg, IN	47025	State of Indiana Employees -...	28	Psychologists	2 in 10 miles	28	100.0	5.3	6.0	6.2	7.6
Lebanon, IN	46052	State of Indiana Employees -...	83	Psychologists	2 in 10 miles	83	100.0	0.4	1.1	1.1	1.1
Leesburg, IN	46538	State of Indiana Employees -...	3	Psychologists	2 in 10 miles	3	100.0	6.4	6.4	6.7	6.9
Lewisville, IN	47352	State of Indiana Employees -...	6	Psychologists	2 in 10 miles	6	100.0	8.7	9.1	9.3	22.7
Linden, IN	47955	State of Indiana Employees -...	6	Psychologists	2 in 10 miles	6	100.0	8.7	8.7	10.7	10.7
Logansport, IN	46947	State of Indiana Employees -...	359	Psychologists	2 in 10 miles	359	100.0	0.2	0.8	1.7	2.6
Lucerne, IN	46950	State of Indiana Employees -...	6	Psychologists	2 in 10 miles	6	100.0	7.5	8.6	8.8	9.4
Madison, IN	47250	State of Indiana Employees -...	314	Psychologists	2 in 10 miles	314	100.0	6.1	7.6	22.4	22.4
Marion, IN	46952	State of Indiana Employees -...	173	Psychologists	2 in 10 miles	173	100.0	0.8	1.5	3.5	21.3
	46953	State of Indiana Employees -...	122	Psychologists	2 in 10 miles	122	100.0	2.1	2.2	2.9	19.4
McCordsville, IN	46055	State of Indiana Employees -...	66	Psychologists	2 in 10 miles	66	100.0	2.7	3.5	3.5	3.8
Miami, IN	46959	State of Indiana Employees -...	3	Psychologists	2 in 10 miles	3	100.0	8.8	9.6	10.2	10.9
Middletown, IN	47356	State of Indiana Employees -...	37	Psychologists	2 in 10 miles	37	100.0	7.6	7.6	7.6	8.7
Milford, IN	46542	State of Indiana Employees -...	9	Psychologists	2 in 10 miles	9	100.0	5.3	5.3	5.3	5.3
Monroe, IN	46772	State of Indiana Employees -...	6	Psychologists	2 in 10 miles	6	100.0	6.8	6.8	6.8	13.5
Monrovia, IN	46157	State of Indiana Employees -...	33	Psychologists	2 in 10 miles	33	100.0	8.3	8.9	10.9	13.4
Mooreville, IN	46158	State of Indiana Employees -...	158	Psychologists	2 in 10 miles	158	100.0	0.7	1.8	2.7	5.6
New Albany, IN	47150	State of Indiana Employees -...	58	Psychologists	2 in 10 miles	58	100.0	1.5	4.2	4.2	4.2
	47151	State of Indiana Employees -...	1	Psychologists	2 in 10 miles	1	100.0	1.6	3.1	3.1	3.1
New Castle, IN	47362	State of Indiana Employees -...	173	Psychologists	2 in 10 miles	173	100.0	0.2	0.5	1.9	18.7
New Market, IN	47965	State of Indiana Employees -...	1	Psychologists	2 in 10 miles	1	100.0	8.3	8.3	8.7	8.7
New Palestine, IN	46163	State of Indiana Employees -...	71	Psychologists	2 in 10 miles	71	100.0	6.5	6.5	6.5	6.5
New Point, IN	47263	State of Indiana Employees -...	1	Psychologists	2 in 10 miles	1	100.0	5.9	6.5	6.5	6.5
Newburgh, IN	47630	State of Indiana Employees -...	99	Psychologists	2 in 10 miles	99	100.0	2.6	2.6	2.6	2.6
North Webster, IN	46555	State of Indiana Employees -...	2	Psychologists	2 in 10 miles	2	100.0	8.5	8.5	8.5	8.5
Pierceton, IN	46562	State of Indiana Employees -...	4	Psychologists	2 in 10 miles	4	100.0	6.2	7.1	7.2	8.2

Employee / Provider Groups
State of Indiana Employees -
Rural/Mixed
Psychologists

[illegible]

Access Detail By Zip Code

February 18, 2021

Access Analysis
Access StandardsEmployee / Provider Groups
State of Indiana Employees - Rural
Psychologists

Employees With Access											
City	Zip Code	Employee		Provider		With Access		Average Distance			
		Group	#	Group	Standard	#	%	1	2	3	4
Attica, IN	47918	State of Indiana Employees -...	13	Psychologists	2 in 15 miles	13	100.0	0.4	0.4	0.4	0.4
Bainbridge, IN	46105	State of Indiana Employees -...	15	Psychologists	2 in 15 miles	15	100.0	10.2	11.1	11.1	11.4
Batesville, IN	47006	State of Indiana Employees -...	35	Psychologists	2 in 15 miles	35	100.0	1.2	1.4	1.4	1.4
Bedford, KY	40006	State of Indiana Employees -...	5	Psychologists	2 in 15 miles	5	100.0	12.0	13.2	13.6	15.9
Bennington, IN	47011	State of Indiana Employees -...	3	Psychologists	2 in 15 miles	3	100.0	8.1	8.1	22.0	22.7
Bloomington, IN	47832	State of Indiana Employees -...	13	Psychologists	2 in 15 miles	13	100.0	0.4	0.4	5.2	5.5
Bluffton, IN	46714	State of Indiana Employees -...	44	Psychologists	2 in 15 miles	44	100.0	0.8	0.8	0.8	17.7
Bridgeton, IN	47836	State of Indiana Employees -...	1	Psychologists	2 in 15 miles	1	100.0	10.1	10.7	10.9	11.6
Brighthurst, IN	46913	State of Indiana Employees -...	5	Psychologists	2 in 15 miles	5	100.0	7.0	12.2	12.2	12.2
Brook, IN	47922	State of Indiana Employees -...	5	Psychologists	2 in 15 miles	5	100.0	14.0	14.0	14.0	14.0
Brookston, IN	47923	State of Indiana Employees -...	18	Psychologists	2 in 15 miles	18	100.0	9.7	9.7	9.7	9.7
Brookville, IN	47012	State of Indiana Employees -...	31	Psychologists	2 in 15 miles	31	100.0	3.8	3.8	11.3	11.3
Buffalo, IN	47925	State of Indiana Employees -...	1	Psychologists	2 in 15 miles	1	100.0	7.8	10.1	10.1	10.1
Burlington, IN	46915	State of Indiana Employees -...	4	Psychologists	2 in 15 miles	4	100.0	0.3	12.9	12.9	12.9
Burnettsville, IN	47926	State of Indiana Employees -...	8	Psychologists	2 in 15 miles	8	100.0	10.0	10.0	10.0	10.0
Burrows, IN	46916	State of Indiana Employees -...	5	Psychologists	2 in 15 miles	5	100.0	12.9	13.1	14.3	14.5
Butler, IN	47223	State of Indiana Employees -...	23	Psychologists	2 in 15 miles	23	100.0	10.7	10.9	10.9	24.5
Camden, IN	46917	State of Indiana Employees -...	5	Psychologists	2 in 15 miles	5	100.0	10.0	10.5	10.5	10.5
Cannelton, IN	47520	State of Indiana Employees -...	24	Psychologists	2 in 15 miles	24	100.0	6.2	8.0	21.6	21.9
Carbon, IN	47837	State of Indiana Employees -...	18	Psychologists	2 in 15 miles	18	100.0	5.2	14.5	14.5	14.7
Carlisle, IN	47838	State of Indiana Employees -...	39	Psychologists	2 in 15 miles	39	100.0	9.3	11.5	23.8	28.9
Carrollton, KY	41008	State of Indiana Employees -...	3	Psychologists	2 in 15 miles	3	100.0	7.8	7.8	14.8	16.2
Carthage, IN	46115	State of Indiana Employees -...	21	Psychologists	2 in 15 miles	21	100.0	13.9	13.9	13.9	13.9
Cayuga, IN	47928	State of Indiana Employees -...	10	Psychologists	2 in 15 miles	10	100.0	0.8	0.8	0.8	16.1
Cedar Grove, IN	47016	State of Indiana Employees -...	1	Psychologists	2 in 15 miles	1	100.0	9.1	9.1	9.1	9.1
Central, IN	47110	State of Indiana Employees -...	3	Psychologists	2 in 15 miles	3	100.0	8.1	8.7	8.7	21.0
Chalmers, IN	47929	State of Indiana Employees -...	3	Psychologists	2 in 15 miles	3	100.0	11.0	11.0	11.0	11.0
Chrisney, IN	47611	State of Indiana Employees -...	5	Psychologists	2 in 15 miles	5	100.0	9.4	9.5	17.2	17.3
Churubusco, IN	46723	State of Indiana Employees -...	21	Psychologists	2 in 15 miles	21	100.0	2.0	11.7	11.7	11.7
Clinton, IN	47842	State of Indiana Employees -...	64	Psychologists	2 in 15 miles	64	100.0	2.0	2.0	2.0	12.5
Cloverdale, IN	46120	State of Indiana Employees -...	58	Psychologists	2 in 15 miles	58	100.0	9.5	9.5	9.5	9.5
Cloverport, KY	40111	State of Indiana Employees -...	1	Psychologists	2 in 15 miles	1	100.0	11.9	14.0	14.0	14.0
Columbia City, IN	46725	State of Indiana Employees -...	50	Psychologists	2 in 15 miles	50	100.0	0.8	1.0	1.0	1.0
Commiskey, IN	47227	State of Indiana Employees -...	12	Psychologists	2 in 15 miles	12	100.0	11.6	11.6	11.8	21.3
Cory, IN	47846	State of Indiana Employees -...	5	Psychologists	2 in 15 miles	5	100.0	10.6	12.0	13.1	13.1
Cutler, IN	46920	State of Indiana Employees -...	1	Psychologists	2 in 15 miles	1	100.0	7.1	12.8	12.8	12.8
Dana, IN	47847	State of Indiana Employees -...	10	Psychologists	2 in 15 miles	10	100.0	9.2	9.2	9.2	13.2
Delphi, IN	46923	State of Indiana Employees -...	27	Psychologists	2 in 15 miles	27	100.0	0.7	2.4	2.4	2.4
Dennison, IL	62423	State of Indiana Employees -...	1	Psychologists	2 in 15 miles	1	100.0	11.2	11.3	11.3	11.3
Dugger, IN	47848	State of Indiana Employees -...	31	Psychologists	2 in 15 miles	31	100.0	9.6	11.8	26.8	28.4

Access Detail By Zip Code

February 18, 2021

Access Analysis
Access Standards
Employee / Provider Groups
State of Indiana Employees - Rural
Psychologists

Employees With Access											
City	Zip Code	Employee		Provider		With Access		Average Distance			
		Group	#	Group	Standard	#	%	1	2	3	4
East Enterprise, IN	47019	State of Indiana Employees -...	1	Psychologists	2 in 15 miles	1	100.0	14.1	14.1	19.6	19.6
Eldorado, OH	45321	State of Indiana Employees -...	1	Psychologists	2 in 15 miles	1	100.0	11.8	13.2	13.7	13.7
Elizabeth, IN	47117	State of Indiana Employees -...	5	Psychologists	2 in 15 miles	5	100.0	7.7	7.7	7.7	7.7
Evanston, IN	47531	State of Indiana Employees -...	8	Psychologists	2 in 15 miles	8	100.0	9.9	14.2	21.0	21.2
Fairbanks, IN	47849	State of Indiana Employees -...	7	Psychologists	2 in 15 miles	7	100.0	12.0	14.3	20.7	21.3
Farmersburg, IN	47850	State of Indiana Employees -...	25	Psychologists	2 in 15 miles	25	100.0	9.0	10.4	10.9	12.0
Farmland, IN	47340	State of Indiana Employees -...	15	Psychologists	2 in 15 miles	15	100.0	8.6	13.7	13.7	13.7
Fillmore, IN	46128	State of Indiana Employees -...	13	Psychologists	2 in 15 miles	13	100.0	6.4	7.4	7.4	7.7
Flora, IN	46929	State of Indiana Employees -...	15	Psychologists	2 in 15 miles	15	100.0	9.3	9.3	9.3	9.3
Florence, IN	47020	State of Indiana Employees -...	2	Psychologists	2 in 15 miles	2	100.0	13.4	13.4	17.6	17.6
Ghent, KY	41045	State of Indiana Employees -...	1	Psychologists	2 in 15 miles	1	100.0	4.6	4.6	19.7	21.2
Gosport, IN	47433	State of Indiana Employees -...	20	Psychologists	2 in 15 miles	20	100.0	10.1	11.7	16.1	17.5
Grandview, IN	47615	State of Indiana Employees -...	9	Psychologists	2 in 15 miles	9	100.0	8.0	8.2	12.0	14.0
Greencastle, IN	46135	State of Indiana Employees -...	124	Psychologists	2 in 15 miles	124	100.0	6.2	8.4	8.4	8.5
Grovertown, IN	46531	State of Indiana Employees -...	4	Psychologists	2 in 15 miles	4	100.0	11.1	11.6	11.6	11.6
Hardinsburg, KY	40143	State of Indiana Employees -...	2	Psychologists	2 in 15 miles	2	100.0	3.0	3.0	3.0	3.0
Haubstadt, IN	47639	State of Indiana Employees -...	12	Psychologists	2 in 15 miles	12	100.0	13.0	13.0	14.9	14.9
Hawesville, KY	42348	State of Indiana Employees -...	6	Psychologists	2 in 15 miles	6	100.0	4.5	8.9	17.8	18.6
Hayden, IN	47245	State of Indiana Employees -...	1	Psychologists	2 in 15 miles	1	100.0	7.3	7.3	7.5	21.8
Hillsboro, IN	47949	State of Indiana Employees -...	5	Psychologists	2 in 15 miles	5	100.0	14.6	15.0	15.0	15.1
Hillsdale, IN	47854	State of Indiana Employees -...	2	Psychologists	2 in 15 miles	2	100.0	9.8	9.8	9.8	9.9
Hillsdale, MI	49242	State of Indiana Employees -...	1	Psychologists	2 in 15 miles	1	100.0	1.0	6.9	20.6	24.1
Howe, IN	46746	State of Indiana Employees -...	9	Psychologists	2 in 15 miles	9	100.0	6.3	6.3	6.4	7.0
Hymera, IN	47855	State of Indiana Employees -...	8	Psychologists	2 in 15 miles	8	100.0	9.9	11.8	17.9	19.6
Idaville, IN	47950	State of Indiana Employees -...	4	Psychologists	2 in 15 miles	4	100.0	6.8	6.8	6.8	6.8
Irvington, KY	40146	State of Indiana Employees -...	2	Psychologists	2 in 15 miles	2	100.0	13.7	13.7	14.4	14.4
Jasonville, IN	47438	State of Indiana Employees -...	57	Psychologists	2 in 15 miles	57	100.0	12.8	14.7	24.4	25.9
Kempton, IN	46049	State of Indiana Employees -...	4	Psychologists	2 in 15 miles	4	100.0	10.2	14.4	14.6	14.7
Keystone, IN	46759	State of Indiana Employees -...	1	Psychologists	2 in 15 miles	1	100.0	13.3	13.3	13.3	22.1
Kingman, IN	47952	State of Indiana Employees -...	18	Psychologists	2 in 15 miles	18	100.0	10.2	10.2	10.2	13.4
Laconia, IN	47135	State of Indiana Employees -...	1	Psychologists	2 in 15 miles	1	100.0	10.1	10.1	12.4	16.4
LaGrange, IN	46761	State of Indiana Employees -...	17	Psychologists	2 in 15 miles	17	100.0	2.6	2.6	2.6	2.6
Lake Village, IN	46349	State of Indiana Employees -...	8	Psychologists	2 in 15 miles	8	100.0	11.0	11.0	20.7	21.2
Lanesville, IN	47136	State of Indiana Employees -...	6	Psychologists	2 in 15 miles	6	100.0	9.7	9.7	9.7	10.1
Larwill, IN	46764	State of Indiana Employees -...	1	Psychologists	2 in 15 miles	1	100.0	9.7	10.5	10.5	10.5
Laurel, IN	47024	State of Indiana Employees -...	10	Psychologists	2 in 15 miles	10	100.0	14.3	14.6	14.6	14.8
Lewisport, KY	42351	State of Indiana Employees -...	3	Psychologists	2 in 15 miles	3	100.0	7.6	9.6	10.3	10.5
Liberty Center, IN	46766	State of Indiana Employees -...	1	Psychologists	2 in 15 miles	1	100.0	8.4	8.4	8.4	23.6
Liberty, IN	47353	State of Indiana Employees -...	40	Psychologists	2 in 15 miles	40	100.0	14.6	14.6	15.0	15.1
Lynn, IN	47355	State of Indiana Employees -...	17	Psychologists	2 in 15 miles	17	100.0	10.2	14.4	16.7	16.7

Access Detail By Zip Code

February 18, 2021

Access Analysis
Access Standards
Employee / Provider Groups
State of Indiana Employees - Rural
Psychologists

Employees With Access											
City	Zip Code	Employee		Provider		With Access		Average Distance			
		Group	#	Group	Standard	#	%	1	2	3	4
Manilla, IN	46150	State of Indiana Employees -...	3	Psychologists	2 in 15 miles	3	100.0	9.3	9.3	9.3	9.3
Marshall, IN	47859	State of Indiana Employees -...	13	Psychologists	2 in 15 miles	13	100.0	4.7	4.7	7.7	7.8
Mauckport, IN	47142	State of Indiana Employees -...	1	Psychologists	2 in 15 miles	1	100.0	4.7	4.7	10.6	22.3
Mays, IN	46155	State of Indiana Employees -...	3	Psychologists	2 in 15 miles	3	100.0	13.3	15.0	15.2	20.1
Mecca, IN	47860	State of Indiana Employees -...	3	Psychologists	2 in 15 miles	3	100.0	7.5	8.1	8.1	8.4
Mellott, IN	47958	State of Indiana Employees -...	1	Psychologists	2 in 15 miles	1	100.0	12.0	12.0	12.0	12.0
Merom, IN	47861	State of Indiana Employees -...	5	Psychologists	2 in 15 miles	5	100.0	10.8	12.8	21.0	26.4
Metamora, IN	47030	State of Indiana Employees -...	5	Psychologists	2 in 15 miles	5	100.0	8.9	8.9	13.8	13.9
Milan, IN	47031	State of Indiana Employees -...	19	Psychologists	2 in 15 miles	19	100.0	14.0	14.0	14.0	14.1
Milton, KY	40045	State of Indiana Employees -...	8	Psychologists	2 in 15 miles	8	100.0	4.2	5.8	16.0	16.0
Mongo, IN	46771	State of Indiana Employees -...	1	Psychologists	2 in 15 miles	1	100.0	8.4	9.3	9.3	9.3
Monon, IN	47959	State of Indiana Employees -...	6	Psychologists	2 in 15 miles	6	100.0	0.6	13.3	13.3	13.3
Montezuma, IN	47862	State of Indiana Employees -...	16	Psychologists	2 in 15 miles	16	100.0	7.9	8.2	8.7	8.9
Monticello, IN	47960	State of Indiana Employees -...	83	Psychologists	2 in 15 miles	83	100.0	6.5	6.5	6.5	6.5
Mount Ayr, IN	47964	State of Indiana Employees -...	4	Psychologists	2 in 15 miles	4	100.0	8.4	9.3	9.3	9.3
Mount Vernon, IN	47620	State of Indiana Employees -...	41	Psychologists	2 in 15 miles	7	17.1	13.6	13.7	14.3	14.3
Napoleon, IN	47034	State of Indiana Employees -...	1	Psychologists	2 in 15 miles	1	100.0	11.9	11.9	12.0	12.0
New Paris, OH	45347	State of Indiana Employees -...	6	Psychologists	2 in 15 miles	6	100.0	6.5	7.8	8.3	8.3
New Salisbury, IN	47161	State of Indiana Employees -...	3	Psychologists	2 in 15 miles	3	100.0	12.9	14.8	16.1	16.1
Newport, IN	47966	State of Indiana Employees -...	5	Psychologists	2 in 15 miles	5	100.0	7.0	7.0	7.0	11.6
North Judson, IN	46366	State of Indiana Employees -...	27	Psychologists	2 in 15 miles	1	3.7	12.7	14.8	18.4	26.4
North Vernon, IN	47265	State of Indiana Employees -...	131	Psychologists	2 in 15 miles	131	100.0	7.1	7.3	7.3	20.4
Oakwood, OH	45873	State of Indiana Employees -...	1	Psychologists	2 in 15 miles	1	100.0	10.5	12.2	13.2	21.6
Oldenburg, IN	47036	State of Indiana Employees -...	2	Psychologists	2 in 15 miles	2	100.0	6.0	6.6	6.6	6.6
Osgood, IN	47037	State of Indiana Employees -...	21	Psychologists	2 in 15 miles	21	100.0	14.1	14.1	14.2	14.2
Ossian, IN	46777	State of Indiana Employees -...	23	Psychologists	2 in 15 miles	23	100.0	10.6	10.6	10.6	13.3
Otterbein, IN	47970	State of Indiana Employees -...	8	Psychologists	2 in 15 miles	8	100.0	0.8	0.8	0.8	0.8
Otwell, IN	47564	State of Indiana Employees -...	4	Psychologists	2 in 15 miles	4	100.0	10.6	14.8	14.8	34.6
Oxford, IN	47971	State of Indiana Employees -...	9	Psychologists	2 in 15 miles	9	100.0	9.1	9.1	9.1	9.1
Paoli, IN	47454	State of Indiana Employees -...	36	Psychologists	2 in 15 miles	36	100.0	3.2	13.0	28.7	30.3
Paris Crossing, IN	47270	State of Indiana Employees -...	8	Psychologists	2 in 15 miles	8	100.0	14.4	14.5	14.7	21.9
Parker City, IN	47368	State of Indiana Employees -...	11	Psychologists	2 in 15 miles	11	100.0	9.9	9.9	9.9	9.9
Patriot, IN	47038	State of Indiana Employees -...	2	Psychologists	2 in 15 miles	2	100.0	12.3	12.3	12.3	12.3
Paxton, IN	47865	State of Indiana Employees -...	1	Psychologists	2 in 15 miles	1	100.0	5.8	8.0	26.0	27.4
Perrysville, IN	47974	State of Indiana Employees -...	3	Psychologists	2 in 15 miles	3	100.0	8.6	8.6	8.6	8.9
Petroleum, IN	46778	State of Indiana Employees -...	1	Psychologists	2 in 15 miles	1	100.0	8.9	8.9	8.9	25.2
Pine Village, IN	47975	State of Indiana Employees -...	1	Psychologists	2 in 15 miles	1	100.0	10.4	10.4	10.4	10.4
Poneto, IN	46781	State of Indiana Employees -...	5	Psychologists	2 in 15 miles	5	100.0	9.0	9.0	9.0	25.1
Reelsville, IN	46171	State of Indiana Employees -...	14	Psychologists	2 in 15 miles	14	100.0	8.4	11.5	11.5	11.8
Remington, IN	47977	State of Indiana Employees -...	5	Psychologists	2 in 15 miles	5	100.0	6.0	11.3	11.3	11.3

Access Detail By Zip Code

February 18, 2021

Access Analysis
Access StandardsEmployee / Provider Groups
State of Indiana Employees - Rural
Psychologists

Employees With Access											
City	Zip Code	Employee		Provider		With Access		Average Distance			
		Group	#	Group	Standard	#	%	1	2	3	4
Rensselaer, IN	47978	State of Indiana Employees -...	47	Psychologists	2 in 15 miles	47	100.0	1.5	1.6	1.6	1.6
Reynolds, IN	47980	State of Indiana Employees -...	4	Psychologists	2 in 15 miles	4	100.0	6.2	6.2	6.2	6.2
Richland, IN	47634	State of Indiana Employees -...	12	Psychologists	2 in 15 miles	12	100.0	9.8	10.7	11.5	12.8
Rising Sun, IN	47040	State of Indiana Employees -...	10	Psychologists	2 in 15 miles	10	100.0	12.0	12.0	12.0	12.0
Rockport, IN	47635	State of Indiana Employees -...	25	Psychologists	2 in 15 miles	25	100.0	1.6	2.2	8.1	8.8
Rockville, IN	47872	State of Indiana Employees -...	91	Psychologists	2 in 15 miles	91	100.0	4.2	4.7	5.0	9.9
Rome, IN	47574	State of Indiana Employees -...	3	Psychologists	2 in 15 miles	3	100.0	11.6	12.0	18.1	18.1
Rosedale, IN	47874	State of Indiana Employees -...	19	Psychologists	2 in 15 miles	19	100.0	8.4	8.4	8.4	11.5
Saint Bernice, IN	47875	State of Indiana Employees -...	1	Psychologists	2 in 15 miles	1	100.0	10.2	10.2	10.2	17.4
Scipio, IN	47273	State of Indiana Employees -...	13	Psychologists	2 in 15 miles	13	100.0	9.3	10.0	10.1	16.9
Sharpsville, IN	46068	State of Indiana Employees -...	5	Psychologists	2 in 15 miles	5	100.0	6.2	6.3	6.3	6.3
Shelburn, IN	47879	State of Indiana Employees -...	44	Psychologists	2 in 15 miles	44	100.0	4.8	6.6	14.8	16.3
Shipshewana, IN	46565	State of Indiana Employees -...	3	Psychologists	2 in 15 miles	3	100.0	1.8	2.9	9.7	11.0
Solsberry, IN	47459	State of Indiana Employees -...	5	Psychologists	2 in 15 miles	5	100.0	11.7	14.5	14.6	14.9
South Whitley, IN	46787	State of Indiana Employees -...	4	Psychologists	2 in 15 miles	4	100.0	11.6	12.2	12.2	12.2
Staunton, IN	47881	State of Indiana Employees -...	5	Psychologists	2 in 15 miles	5	100.0	6.8	11.4	12.0	12.0
Sullivan, IN	47882	State of Indiana Employees -...	123	Psychologists	2 in 15 miles	123	100.0	0.3	2.1	20.6	21.9
Sumava Resorts,...	46379	State of Indiana Employees -...	1	Psychologists	2 in 15 miles	1	100.0	10.3	10.3	19.7	20.5
Sunman, IN	47041	State of Indiana Employees -...	7	Psychologists	2 in 15 miles	7	100.0	9.1	9.9	9.9	9.9
Tell City, IN	47586	State of Indiana Employees -...	122	Psychologists	2 in 15 miles	122	100.0	2.5	5.4	21.2	21.3
Tipton, IN	46072	State of Indiana Employees -...	36	Psychologists	2 in 15 miles	36	100.0	0.8	12.3	12.3	12.3
Topeka, IN	46571	State of Indiana Employees -...	2	Psychologists	2 in 15 miles	2	100.0	9.0	10.1	12.1	12.8
Troy, IN	47588	State of Indiana Employees -...	3	Psychologists	2 in 15 miles	3	100.0	4.9	9.3	21.5	21.7
Uniondale, IN	46791	State of Indiana Employees -...	2	Psychologists	2 in 15 miles	2	100.0	10.4	10.4	10.4	15.2
Universal, IN	47884	State of Indiana Employees -...	1	Psychologists	2 in 15 miles	1	100.0	5.0	5.0	5.0	11.0
Van Wert, OH	45891	State of Indiana Employees -...	2	Psychologists	2 in 15 miles	2	100.0	0.2	1.5	1.9	19.6
Veederburg, IN	47987	State of Indiana Employees -...	15	Psychologists	2 in 15 miles	15	100.0	9.0	12.5	12.5	12.5
Vernon, IN	47282	State of Indiana Employees -...	2	Psychologists	2 in 15 miles	2	100.0	2.3	2.4	3.1	26.2
Vevay, IN	47043	State of Indiana Employees -...	22	Psychologists	2 in 15 miles	22	100.0	3.7	3.7	17.9	19.0
Wadesville, IN	47638	State of Indiana Employees -...	8	Psychologists	2 in 15 miles	8	100.0	12.9	14.4	17.1	17.1
West Lebanon, IN	47991	State of Indiana Employees -...	1	Psychologists	2 in 15 miles	1	100.0	8.9	9.1	9.1	9.1
Williamsport, IN	47993	State of Indiana Employees -...	24	Psychologists	2 in 15 miles	24	100.0	9.6	12.9	12.9	12.9
Windfall, IN	46076	State of Indiana Employees -...	2	Psychologists	2 in 15 miles	2	100.0	10.5	12.5	12.5	12.5
Wolcott, IN	47995	State of Indiana Employees -...	5	Psychologists	2 in 15 miles	5	100.0	0.0	14.3	14.3	14.3
Wolcottville, IN	46795	State of Indiana Employees -...	10	Psychologists	2 in 15 miles	10	100.0	8.4	8.4	8.5	10.8
Grand Totals		State of Indiana Employees -...	2,347	Psychologists	2 in 15 miles	2,287	97.4	6.3	7.9	11.7	14.3

Access Detail By Zip Code

February 18, 2021

Access Analysis
Access Standards
Employee / Provider Groups
State of Indiana Employees - Out of State
Psychologists

Employees With Access											
City	Zip Code	Employee		Provider		With Access		Average Distance			
		Group	#	Group	Standard	#	%	1	2	3	4
Aurora, IL	60505	State of Indiana Employees -...	1	Psychologists	2 in 10 miles	1	100.0	0.9	1.0	1.4	1.4
Beaufort, NC	28516	State of Indiana Employees -...	1	Psychologists	2 in 10 miles	1	100.0	7.9	7.9	21.7	42.8
Bowling Green, KY	42101	State of Indiana Employees -...	1	Psychologists	2 in 10 miles	1	100.0	1.4	1.4	1.4	1.4
Bradenton, FL	34209	State of Indiana Employees -...	1	Psychologists	2 in 10 miles	1	100.0	1.5	4.2	4.2	4.2
Cape Coral, FL	33993	State of Indiana Employees -...	1	Psychologists	2 in 10 miles	1	100.0	7.0	7.4	9.5	11.9
Champaign, IL	61820	State of Indiana Employees -...	1	Psychologists	2 in 10 miles	1	100.0	1.6	3.3	3.3	3.3
Columbia, SC	29223	State of Indiana Employees -...	1	Psychologists	2 in 10 miles	1	100.0	2.6	4.6	4.6	4.6
Dayton, OH	45414	State of Indiana Employees -...	1	Psychologists	2 in 10 miles	1	100.0	1.7	1.7	1.7	2.3
Fairborn, OH	45324	State of Indiana Employees -...	1	Psychologists	2 in 10 miles	1	100.0	1.9	1.9	1.9	2.4
Fort Lauderdale,...	33334	State of Indiana Employees -...	1	Psychologists	2 in 10 miles	1	100.0	1.1	1.7	1.7	1.7
Fort Myers, FL	33908	State of Indiana Employees -...	1	Psychologists	2 in 10 miles	1	100.0	0.3	0.5	0.6	0.6
	33913	State of Indiana Employees -...	1	Psychologists	2 in 10 miles	1	100.0	5.0	7.0	7.9	7.9
	33919	State of Indiana Employees -...	1	Psychologists	2 in 10 miles	1	100.0	0.6	0.6	0.6	0.6
Gill, MA	01354	State of Indiana Employees -...	1	Psychologists	2 in 10 miles	1	100.0	5.8	5.8	5.8	5.8
Grand Blanc, MI	48439	State of Indiana Employees -...	1	Psychologists	2 in 10 miles	1	100.0	0.8	1.8	1.8	1.8
Houston, TX	77090	State of Indiana Employees -...	1	Psychologists	2 in 10 miles	1	100.0	0.9	0.9	0.9	0.9
Hudson, IL	61748	State of Indiana Employees -...	1	Psychologists	2 in 10 miles	1	100.0	6.9	7.4	7.4	8.2
Irmo, SC	29063	State of Indiana Employees -...	1	Psychologists	2 in 10 miles	1	100.0	2.9	6.5	6.5	6.5
Jackson, NJ	08527	State of Indiana Employees -...	1	Psychologists	2 in 10 miles	1	100.0	1.1	6.4	6.4	7.6
Keller, TX	76244	State of Indiana Employees -...	1	Psychologists	2 in 10 miles	1	100.0	1.7	1.7	2.3	2.6
Langhorne, PA	19047	State of Indiana Employees -...	1	Psychologists	2 in 10 miles	1	100.0	1.0	1.1	1.1	1.4
Leitchfield, KY	42754	State of Indiana Employees -...	1	Psychologists	2 in 10 miles	1	100.0	2.7	2.7	2.7	21.3
Lexington, KY	40502	State of Indiana Employees -...	1	Psychologists	2 in 10 miles	1	100.0	1.6	1.6	1.8	1.8
Madisonville, KY	42431	State of Indiana Employees -...	1	Psychologists	2 in 10 miles	1	100.0	0.6	0.9	0.9	0.9
Mansfield, OH	44906	State of Indiana Employees -...	1	Psychologists	2 in 10 miles	1	100.0	1.8	2.1	2.5	3.3
McKinney, TX	75069	State of Indiana Employees -...	1	Psychologists	2 in 10 miles	1	100.0	1.5	2.2	3.2	3.3
Miller Place, NY	11764	State of Indiana Employees -...	1	Psychologists	2 in 10 miles	1	100.0	0.9	2.3	2.3	2.4
Naples, FL	34110	State of Indiana Employees -...	1	Psychologists	2 in 10 miles	1	100.0	1.4	1.4	1.4	1.4
	34116	State of Indiana Employees -...	1	Psychologists	2 in 10 miles	1	100.0	1.0	1.0	1.0	1.0
New Berlin, WI	53146	State of Indiana Employees -...	1	Psychologists	2 in 10 miles	1	100.0	3.1	3.1	3.1	3.1
Ocala, FL	34471	State of Indiana Employees -...	1	Psychologists	2 in 10 miles	1	100.0	1.5	1.8	3.2	3.7
Orange City, FL	32763	State of Indiana Employees -...	1	Psychologists	2 in 10 miles	1	100.0	3.3	6.3	6.3	6.3
Orlando, FL	32839	State of Indiana Employees -...	1	Psychologists	2 in 10 miles	1	100.0	1.8	1.8	1.8	1.8
Osprey, FL	34229	State of Indiana Employees -...	1	Psychologists	2 in 10 miles	1	100.0	2.7	3.1	4.7	7.5
Pittsburgh, PA	15221	State of Indiana Employees -...	1	Psychologists	2 in 10 miles	1	100.0	0.6	1.1	1.4	1.5
Pomona, CA	91766	State of Indiana Employees -...	1	Psychologists	2 in 10 miles	1	100.0	3.8	3.8	4.0	4.0
Portage, IN	46368	State of Indiana Employees -...	1	Psychologists	2 in 10 miles	1	100.0	0.8	2.2	3.8	4.8
Riderwood, MD	21139	State of Indiana Employees -...	1	Psychologists	2 in 10 miles	1	100.0	0.5	1.3	1.3	1.3
Rogers, AR	72756	State of Indiana Employees -...	1	Psychologists	2 in 10 miles	1	100.0	3.8	3.9	4.7	4.7
Saint Cloud, FL	34772	State of Indiana Employees -...	1	Psychologists	2 in 10 miles	1	100.0	3.4	4.0	4.0	4.0

Access Analysis
Access Standards
Employee / Provider Groups
State of Indiana Employees - Out of State
Psychologists

[illegible]

Access Detail By Zip Code

February 18, 2021

Access Analysis
Access StandardsEmployee / Provider Groups
State of Indiana Employees - Urban
Other Licensed Practitioners

Employees With Access											
City	Zip Code	Employee		Provider		With Access		Average Distance			
		Group	#	Group	Standard	#	%	1	2	3	4
Alexandria, IN	46001	State of Indiana Employees - ...	49	Other Licensed Practiti...	2 in 5 miles	49	100.0	0.8	0.8	0.8	4.9
Alsip, IL	60803	State of Indiana Employees - ...	1	Other Licensed Practiti...	2 in 5 miles	1	100.0	2.1	2.3	2.4	2.4
Anderson, IN	46011	State of Indiana Employees - ...	130	Other Licensed Practiti...	2 in 5 miles	130	100.0	1.3	1.3	1.3	1.3
	46012	State of Indiana Employees - ...	104	Other Licensed Practiti...	2 in 5 miles	104	100.0	1.9	1.9	1.9	1.9
	46013	State of Indiana Employees - ...	129	Other Licensed Practiti...	2 in 5 miles	129	100.0	1.7	1.7	1.7	2.6
	46016	State of Indiana Employees - ...	74	Other Licensed Practiti...	2 in 5 miles	74	100.0	0.0	0.0	0.1	0.1
	46017	State of Indiana Employees - ...	42	Other Licensed Practiti...	2 in 5 miles	42	100.0	2.8	2.8	2.8	2.8
	46018	State of Indiana Employees - ...	1	Other Licensed Practiti...	2 in 5 miles	1	100.0	0.6	0.6	0.6	0.6
Avon, IN	46123	State of Indiana Employees - ...	238	Other Licensed Practiti...	2 in 5 miles	238	100.0	0.5	0.5	0.5	0.5
Bargersville, IN	46106	State of Indiana Employees - ...	37	Other Licensed Practiti...	2 in 5 miles	37	100.0	4.5	4.5	4.5	4.5
Beech Grove, IN	46107	State of Indiana Employees - ...	92	Other Licensed Practiti...	2 in 5 miles	92	100.0	1.2	1.2	2.1	2.7
Beecher, IL	60401	State of Indiana Employees - ...	1	Other Licensed Practiti...	2 in 5 miles	1	100.0	4.6	4.6	5.2	7.2
Benton Harbor, MI	49022	State of Indiana Employees - ...	2	Other Licensed Practiti...	2 in 5 miles	2	100.0	1.1	1.1	1.3	1.3
Berrien Springs, MI	49103	State of Indiana Employees - ...	1	Other Licensed Practiti...	2 in 5 miles	1	100.0	0.9	1.6	1.6	1.6
Bloomington, IN	47401	State of Indiana Employees - ...	61	Other Licensed Practiti...	2 in 5 miles	61	100.0	1.3	1.5	1.7	1.8
	47402	State of Indiana Employees - ...	1	Other Licensed Practiti...	2 in 5 miles	1	100.0	0.2	0.2	0.2	0.2
	47403	State of Indiana Employees - ...	75	Other Licensed Practiti...	2 in 5 miles	74	98.7	0.1	0.1	0.1	0.1
	47404	State of Indiana Employees - ...	48	Other Licensed Practiti...	2 in 5 miles	48	100.0	1.3	1.7	1.8	1.8
	47407	State of Indiana Employees - ...	1	Other Licensed Practiti...	2 in 5 miles	1	100.0	0.9	1.3	1.3	1.3
	47408	State of Indiana Employees - ...	46	Other Licensed Practiti...	2 in 5 miles	46	100.0	1.1	2.7	2.7	2.7
Brownsburg, IN	46112	State of Indiana Employees - ...	226	Other Licensed Practiti...	2 in 5 miles	226	100.0	0.7	0.7	0.7	0.7
Burlington, KY	41005	State of Indiana Employees - ...	3	Other Licensed Practiti...	2 in 5 miles	3	100.0	1.2	1.2	1.2	1.2
Calumet City, IL	60409	State of Indiana Employees - ...	2	Other Licensed Practiti...	2 in 5 miles	2	100.0	1.4	1.6	1.8	1.8
Camby, IN	46113	State of Indiana Employees - ...	123	Other Licensed Practiti...	2 in 5 miles	123	100.0	2.8	3.5	3.5	3.5
Carmel, IN	46032	State of Indiana Employees - ...	180	Other Licensed Practiti...	2 in 5 miles	180	100.0	0.2	0.2	0.2	0.2
	46033	State of Indiana Employees - ...	137	Other Licensed Practiti...	2 in 5 miles	137	100.0	0.3	1.0	1.0	1.0
	46082	State of Indiana Employees - ...	1	Other Licensed Practiti...	2 in 5 miles	1	100.0	0.1	0.1	0.1	0.1
Chesterton, IN	46304	State of Indiana Employees - ...	81	Other Licensed Practiti...	2 in 5 miles	81	100.0	1.4	1.4	1.4	2.3
Chicago Heights,...	60411	State of Indiana Employees - ...	2	Other Licensed Practiti...	2 in 5 miles	2	100.0	1.5	3.2	3.4	3.5
Chicago, IL	60605	State of Indiana Employees - ...	1	Other Licensed Practiti...	2 in 5 miles	1	100.0	0.1	0.1	0.1	0.3
	60607	State of Indiana Employees - ...	1	Other Licensed Practiti...	2 in 5 miles	1	100.0	0.1	0.1	0.1	0.2
	60609	State of Indiana Employees - ...	1	Other Licensed Practiti...	2 in 5 miles	1	100.0	0.4	0.9	1.8	1.8
	60617	State of Indiana Employees - ...	3	Other Licensed Practiti...	2 in 5 miles	3	100.0	0.5	0.5	0.5	0.5
	60623	State of Indiana Employees - ...	1	Other Licensed Practiti...	2 in 5 miles	1	100.0	1.0	1.2	1.2	1.2
	60628	State of Indiana Employees - ...	1	Other Licensed Practiti...	2 in 5 miles	1	100.0	0.1	0.1	1.1	1.3
	60633	State of Indiana Employees - ...	1	Other Licensed Practiti...	2 in 5 miles	1	100.0	1.4	2.2	2.4	3.8
	60636	State of Indiana Employees - ...	3	Other Licensed Practiti...	2 in 5 miles	3	100.0	0.6	0.6	0.6	0.6
	60641	State of Indiana Employees - ...	1	Other Licensed Practiti...	2 in 5 miles	1	100.0	0.4	0.4	0.4	0.4
	60643	State of Indiana Employees - ...	5	Other Licensed Practiti...	2 in 5 miles	5	100.0	0.5	0.7	0.9	1.0
	60649	State of Indiana Employees - ...	1	Other Licensed Practiti...	2 in 5 miles	1	100.0	0.4	1.0	1.5	2.0

Access Detail By Zip Code

February 18, 2021

Access Analysis
Access Standards
Employee / Provider Groups
State of Indiana Employees - Urban
Other Licensed Practitioners

Employees With Access											
City	Zip Code	Employee		Provider		With Access		Average Distance			
		Group	#	Group	Standard	#	%	1	2	3	4
Cincinnati, OH	45224	State of Indiana Employees - ...	1	Other Licensed Practiti...	2 in 5 miles	1	100.0	0.4	0.5	0.6	0.6
	45230	State of Indiana Employees - ...	1	Other Licensed Practiti...	2 in 5 miles	1	100.0	0.6	0.7	1.1	1.1
	45231	State of Indiana Employees - ...	1	Other Licensed Practiti...	2 in 5 miles	1	100.0	0.7	1.5	1.6	1.7
	45238	State of Indiana Employees - ...	1	Other Licensed Practiti...	2 in 5 miles	1	100.0	0.5	0.5	0.5	0.5
	45239	State of Indiana Employees - ...	1	Other Licensed Practiti...	2 in 5 miles	1	100.0	0.5	0.5	0.8	1.4
	45247	State of Indiana Employees - ...	1	Other Licensed Practiti...	2 in 5 miles	1	100.0	2.4	2.4	2.4	2.4
	45251	State of Indiana Employees - ...	1	Other Licensed Practiti...	2 in 5 miles	1	100.0	0.5	0.8	0.8	0.8
Clarksville, IN	47129	State of Indiana Employees - ...	14	Other Licensed Practiti...	2 in 5 miles	14	100.0	0.4	0.4	1.4	2.4
Country Club Hill...	60478	State of Indiana Employees - ...	1	Other Licensed Practiti...	2 in 5 miles	1	100.0	1.5	1.7	1.7	2.0
Crown Point, IN	46307	State of Indiana Employees - ...	84	Other Licensed Practiti...	2 in 5 miles	84	100.0	0.5	0.9	0.9	0.9
	46308	State of Indiana Employees - ...	1	Other Licensed Practiti...	2 in 5 miles	1	100.0	0.2	0.2	0.2	0.2
Danville, IN	46122	State of Indiana Employees - ...	85	Other Licensed Practiti...	2 in 5 miles	85	100.0	0.5	1.8	1.8	1.8
Dyer, IN	46311	State of Indiana Employees - ...	9	Other Licensed Practiti...	2 in 5 miles	9	100.0	2.0	2.0	2.0	2.0
East Chicago, IN	46312	State of Indiana Employees - ...	29	Other Licensed Practiti...	2 in 5 miles	29	100.0	2.3	2.3	2.3	2.3
Elizabethtown, KY	42701	State of Indiana Employees - ...	1	Other Licensed Practiti...	2 in 5 miles	1	100.0	1.0	1.0	1.0	1.0
Elkhart, IN	46514	State of Indiana Employees - ...	32	Other Licensed Practiti...	2 in 5 miles	32	100.0	0.8	1.4	1.5	1.5
	46515	State of Indiana Employees - ...	1	Other Licensed Practiti...	2 in 5 miles	1	100.0	0.0	0.0	0.0	0.0
	46516	State of Indiana Employees - ...	31	Other Licensed Practiti...	2 in 5 miles	31	100.0	1.2	1.2	1.2	1.2
	46517	State of Indiana Employees - ...	19	Other Licensed Practiti...	2 in 5 miles	19	100.0	0.7	1.3	1.3	1.3
	46036	State of Indiana Employees - ...	37	Other Licensed Practiti...	2 in 5 miles	37	100.0	0.2	1.4	1.4	1.4
Elwood, IN	47708	State of Indiana Employees - ...	3	Other Licensed Practiti...	2 in 5 miles	3	100.0	0.1	0.2	0.3	0.3
Evansville, IN	47710	State of Indiana Employees - ...	45	Other Licensed Practiti...	2 in 5 miles	45	100.0	0.9	2.0	2.2	2.2
	47711	State of Indiana Employees - ...	63	Other Licensed Practiti...	2 in 5 miles	63	100.0	1.0	1.9	1.9	1.9
	47712	State of Indiana Employees - ...	57	Other Licensed Practiti...	2 in 5 miles	57	100.0	1.2	1.9	3.1	3.1
	47713	State of Indiana Employees - ...	31	Other Licensed Practiti...	2 in 5 miles	31	100.0	0.2	0.5	0.7	0.7
	47714	State of Indiana Employees - ...	109	Other Licensed Practiti...	2 in 5 miles	109	100.0	1.4	1.4	1.4	1.4
	47715	State of Indiana Employees - ...	80	Other Licensed Practiti...	2 in 5 miles	80	100.0	0.3	0.3	0.3	0.3
	47719	State of Indiana Employees - ...	1	Other Licensed Practiti...	2 in 5 miles	1	100.0	0.6	1.1	1.3	1.3
	47720	State of Indiana Employees - ...	25	Other Licensed Practiti...	2 in 5 miles	25	100.0	3.0	3.5	4.1	4.3
Fairfield, OH	45014	State of Indiana Employees - ...	3	Other Licensed Practiti...	2 in 5 miles	3	100.0	1.1	1.1	1.1	1.1
Fishers, IN	46037	State of Indiana Employees - ...	179	Other Licensed Practiti...	2 in 5 miles	179	100.0	2.8	2.8	3.4	3.4
	46038	State of Indiana Employees - ...	247	Other Licensed Practiti...	2 in 5 miles	247	100.0	0.8	0.8	0.8	0.8
Florence, KY	41042	State of Indiana Employees - ...	4	Other Licensed Practiti...	2 in 5 miles	4	100.0	0.2	0.9	0.9	0.9
Flossmoor, IL	60422	State of Indiana Employees - ...	1	Other Licensed Practiti...	2 in 5 miles	1	100.0	0.7	0.9	0.9	0.9
Fort Wayne, IN	46802	State of Indiana Employees - ...	15	Other Licensed Practiti...	2 in 5 miles	15	100.0	0.5	0.7	0.7	0.9
	46803	State of Indiana Employees - ...	10	Other Licensed Practiti...	2 in 5 miles	10	100.0	1.4	1.4	1.7	1.7
	46804	State of Indiana Employees - ...	52	Other Licensed Practiti...	2 in 5 miles	52	100.0	0.7	0.7	0.7	0.7
	46805	State of Indiana Employees - ...	33	Other Licensed Practiti...	2 in 5 miles	33	100.0	0.4	0.4	0.4	0.4
	46806	State of Indiana Employees - ...	46	Other Licensed Practiti...	2 in 5 miles	46	100.0	1.9	2.0	2.0	2.0
	46807	State of Indiana Employees - ...	34	Other Licensed Practiti...	2 in 5 miles	34	100.0	0.2	0.5	0.5	0.5

Access Detail By Zip Code

February 18, 2021

Access Analysis
Access Standards
Employee / Provider Groups
State of Indiana Employees - Urban
Other Licensed Practitioners

Employees With Access											
City	Zip Code	Employee		Provider		With Access		Average Distance			
		Group	#	Group	Standard	#	%	1	2	3	4
Fort Wayne, IN	46808	State of Indiana Employees - ...	32	Other Licensed Practiti...	2 in 5 miles	32	100.0	0.9	0.9	0.9	0.9
	46809	State of Indiana Employees - ...	14	Other Licensed Practiti...	2 in 5 miles	14	100.0	3.7	3.7	3.7	3.8
	46814	State of Indiana Employees - ...	20	Other Licensed Practiti...	2 in 5 miles	20	100.0	0.7	0.9	2.5	3.2
	46815	State of Indiana Employees - ...	57	Other Licensed Practiti...	2 in 5 miles	57	100.0	1.5	1.5	1.6	1.6
	46818	State of Indiana Employees - ...	28	Other Licensed Practiti...	2 in 5 miles	28	100.0	3.1	3.1	3.1	3.1
	46819	State of Indiana Employees - ...	22	Other Licensed Practiti...	2 in 5 miles	22	100.0	3.5	3.7	3.7	3.7
	46825	State of Indiana Employees - ...	62	Other Licensed Practiti...	2 in 5 miles	62	100.0	1.2	1.3	1.3	1.6
	46835	State of Indiana Employees - ...	69	Other Licensed Practiti...	2 in 5 miles	69	100.0	0.5	1.0	2.2	2.3
	46845	State of Indiana Employees - ...	48	Other Licensed Practiti...	2 in 5 miles	48	100.0	0.7	0.9	0.9	0.9
	46896	State of Indiana Employees - ...	1	Other Licensed Practiti...	2 in 5 miles	1	100.0	2.8	2.8	2.8	2.8
Franklin, IN	46899	State of Indiana Employees - ...	1	Other Licensed Practiti...	2 in 5 miles	1	100.0	3.3	3.3	3.3	3.4
	46131	State of Indiana Employees - ...	169	Other Licensed Practiti...	2 in 5 miles	169	100.0	0.9	1.5	1.8	1.8
Ft Mitchell, KY	41017	State of Indiana Employees - ...	1	Other Licensed Practiti...	2 in 5 miles	1	100.0	0.4	0.4	0.4	0.4
Gary, IN	46401	State of Indiana Employees - ...	6	Other Licensed Practiti...	2 in 5 miles	6	100.0	2.5	3.0	3.0	3.0
	46402	State of Indiana Employees - ...	8	Other Licensed Practiti...	2 in 5 miles	8	100.0	0.8	2.9	2.9	2.9
	46403	State of Indiana Employees - ...	47	Other Licensed Practiti...	2 in 5 miles	47	100.0	0.6	4.0	4.0	4.4
	46404	State of Indiana Employees - ...	42	Other Licensed Practiti...	2 in 5 miles	42	100.0	1.7	3.8	3.8	3.8
	46406	State of Indiana Employees - ...	26	Other Licensed Practiti...	2 in 5 miles	26	100.0	3.6	4.0	4.0	4.0
	46407	State of Indiana Employees - ...	28	Other Licensed Practiti...	2 in 5 miles	28	100.0	1.6	1.7	1.7	1.7
	46408	State of Indiana Employees - ...	41	Other Licensed Practiti...	2 in 5 miles	41	100.0	2.6	2.6	2.6	2.6
	46409	State of Indiana Employees - ...	23	Other Licensed Practiti...	2 in 5 miles	23	100.0	1.2	1.2	1.2	1.2
	60425	State of Indiana Employees - ...	1	Other Licensed Practiti...	2 in 5 miles	1	100.0	1.3	2.1	2.5	2.5
Glenwood, IL	60425	State of Indiana Employees - ...	1	Other Licensed Practiti...	2 in 5 miles	1	100.0	1.3	2.1	2.5	2.5
Goshen, IN	46526	State of Indiana Employees - ...	27	Other Licensed Practiti...	2 in 5 miles	27	100.0	0.9	1.4	1.4	1.4
	46527	State of Indiana Employees - ...	1	Other Licensed Practiti...	2 in 5 miles	1	100.0	0.2	0.3	0.4	0.4
	46528	State of Indiana Employees - ...	16	Other Licensed Practiti...	2 in 5 miles	16	100.0	1.1	1.1	1.1	1.1
Granger, IN	46530	State of Indiana Employees - ...	34	Other Licensed Practiti...	2 in 5 miles	34	100.0	1.3	2.4	3.2	3.2
Greenwood, IN	46142	State of Indiana Employees - ...	212	Other Licensed Practiti...	2 in 5 miles	212	100.0	1.0	1.0	1.3	1.3
	46143	State of Indiana Employees - ...	376	Other Licensed Practiti...	2 in 5 miles	376	100.0	0.9	1.6	1.7	1.7
Griffith, IN	46319	State of Indiana Employees - ...	26	Other Licensed Practiti...	2 in 5 miles	26	100.0	0.7	1.0	1.2	2.8
Hamilton, OH	45011	State of Indiana Employees - ...	1	Other Licensed Practiti...	2 in 5 miles	1	100.0	1.1	1.3	1.3	1.3
	45013	State of Indiana Employees - ...	1	Other Licensed Practiti...	2 in 5 miles	1	100.0	2.4	2.4	2.4	2.4
	45015	State of Indiana Employees - ...	1	Other Licensed Practiti...	2 in 5 miles	1	100.0	0.3	0.3	0.3	0.3
Hammond, IN	46320	State of Indiana Employees - ...	12	Other Licensed Practiti...	2 in 5 miles	12	100.0	0.7	0.7	0.7	0.7
	46323	State of Indiana Employees - ...	32	Other Licensed Practiti...	2 in 5 miles	32	100.0	1.6	1.6	1.6	1.6
	46324	State of Indiana Employees - ...	30	Other Licensed Practiti...	2 in 5 miles	30	100.0	1.1	1.2	1.2	1.2
	46327	State of Indiana Employees - ...	11	Other Licensed Practiti...	2 in 5 miles	11	100.0	1.0	1.8	2.0	2.0
Harrison, OH	45030	State of Indiana Employees - ...	3	Other Licensed Practiti...	2 in 5 miles	3	100.0	1.0	1.0	1.1	1.1
Harvey, IL	60426	State of Indiana Employees - ...	1	Other Licensed Practiti...	2 in 5 miles	1	100.0	0.7	1.4	2.2	2.2
Hazel Crest, IL	60429	State of Indiana Employees - ...	1	Other Licensed Practiti...	2 in 5 miles	1	100.0	1.0	1.0	1.0	1.0
Hebron, KY	41048	State of Indiana Employees - ...	1	Other Licensed Practiti...	2 in 5 miles	1	100.0	3.5	3.5	3.5	3.5

Access Detail By Zip Code

February 18, 2021

Access Analysis

Access Standards

Employee / Provider Groups

State of Indiana Employees - Urban

Other Licensed Practitioners

Employees With Access											
City	Zip Code	Employee		Provider		With Access		Average Distance			
		Group	#	Group	Standard	#	%	1	2	3	4
Highland, IN	46322	State of Indiana Employees - ...	21	Other Licensed Practiti...	2 in 5 miles	21	100.0	0.9	0.9	0.9	0.9
Hobart, IN	46342	State of Indiana Employees - ...	99	Other Licensed Practiti...	2 in 5 miles	99	100.0	0.6	0.6	1.6	1.9
Huntertown, IN	46748	State of Indiana Employees - ...	7	Other Licensed Practiti...	2 in 5 miles	7	100.0	3.5	3.5	3.5	3.5
Independence, KY	41051	State of Indiana Employees - ...	2	Other Licensed Practiti...	2 in 5 miles	2	100.0	4.2	4.7	5.4	5.4
Indianapolis, IN	46201	State of Indiana Employees - ...	209	Other Licensed Practiti...	2 in 5 miles	209	100.0	1.4	1.4	1.4	1.8
	46202	State of Indiana Employees - ...	163	Other Licensed Practiti...	2 in 5 miles	163	100.0	0.4	0.4	0.4	0.4
	46203	State of Indiana Employees - ...	238	Other Licensed Practiti...	2 in 5 miles	238	100.0	1.5	2.2	2.3	2.3
	46204	State of Indiana Employees - ...	91	Other Licensed Practiti...	2 in 5 miles	91	100.0	0.1	0.1	0.1	0.2
	46205	State of Indiana Employees - ...	242	Other Licensed Practiti...	2 in 5 miles	242	100.0	0.4	0.9	0.9	0.9
	46206	State of Indiana Employees - ...	10	Other Licensed Practiti...	2 in 5 miles	10	100.0	0.7	0.7	0.8	0.8
	46208	State of Indiana Employees - ...	144	Other Licensed Practiti...	2 in 5 miles	144	100.0	0.4	0.4	0.4	0.4
	46214	State of Indiana Employees - ...	201	Other Licensed Practiti...	2 in 5 miles	201	100.0	1.0	1.6	1.6	1.6
	46216	State of Indiana Employees - ...	17	Other Licensed Practiti...	2 in 5 miles	17	100.0	0.2	0.2	0.2	0.2
	46217	State of Indiana Employees - ...	286	Other Licensed Practiti...	2 in 5 miles	286	100.0	1.1	1.1	1.3	1.6
	46218	State of Indiana Employees - ...	116	Other Licensed Practiti...	2 in 5 miles	116	100.0	0.3	0.3	0.3	0.3
	46219	State of Indiana Employees - ...	290	Other Licensed Practiti...	2 in 5 miles	290	100.0	0.1	1.0	1.0	1.0
	46220	State of Indiana Employees - ...	380	Other Licensed Practiti...	2 in 5 miles	380	100.0	0.5	0.5	0.5	0.6
	46221	State of Indiana Employees - ...	170	Other Licensed Practiti...	2 in 5 miles	170	100.0	3.1	3.1	3.1	3.2
	46222	State of Indiana Employees - ...	140	Other Licensed Practiti...	2 in 5 miles	140	100.0	0.9	1.7	1.7	1.7
	46224	State of Indiana Employees - ...	227	Other Licensed Practiti...	2 in 5 miles	227	100.0	0.4	0.5	0.7	0.7
	46225	State of Indiana Employees - ...	50	Other Licensed Practiti...	2 in 5 miles	50	100.0	0.2	1.2	1.2	1.2
	46226	State of Indiana Employees - ...	242	Other Licensed Practiti...	2 in 5 miles	242	100.0	0.3	1.1	1.4	1.4
	46227	State of Indiana Employees - ...	310	Other Licensed Practiti...	2 in 5 miles	310	100.0	0.7	0.8	0.8	0.8
	46228	State of Indiana Employees - ...	124	Other Licensed Practiti...	2 in 5 miles	124	100.0	0.5	1.8	2.4	2.6
	46229	State of Indiana Employees - ...	177	Other Licensed Practiti...	2 in 5 miles	177	100.0	0.9	0.9	0.9	0.9
	46231	State of Indiana Employees - ...	70	Other Licensed Practiti...	2 in 5 miles	70	100.0	1.7	1.7	1.7	1.7
	46234	State of Indiana Employees - ...	214	Other Licensed Practiti...	2 in 5 miles	214	100.0	0.3	0.6	2.1	2.1
	46235	State of Indiana Employees - ...	188	Other Licensed Practiti...	2 in 5 miles	188	100.0	1.7	1.7	1.7	1.7
	46236	State of Indiana Employees - ...	182	Other Licensed Practiti...	2 in 5 miles	182	100.0	1.0	1.0	1.0	1.0
	46237	State of Indiana Employees - ...	291	Other Licensed Practiti...	2 in 5 miles	291	100.0	0.8	0.8	0.8	0.8
	46239	State of Indiana Employees - ...	251	Other Licensed Practiti...	2 in 5 miles	251	100.0	3.6	4.0	4.0	4.1
	46240	State of Indiana Employees - ...	120	Other Licensed Practiti...	2 in 5 miles	120	100.0	0.3	0.3	0.3	0.3
	46241	State of Indiana Employees - ...	158	Other Licensed Practiti...	2 in 5 miles	158	100.0	0.1	0.1	0.1	0.1
	46242	State of Indiana Employees - ...	2	Other Licensed Practiti...	2 in 5 miles	2	100.0	0.6	0.6	0.6	0.6
	46247	State of Indiana Employees - ...	3	Other Licensed Practiti...	2 in 5 miles	3	100.0	1.6	1.6	1.6	1.9
	46250	State of Indiana Employees - ...	162	Other Licensed Practiti...	2 in 5 miles	162	100.0	0.9	0.9	0.9	0.9
	46253	State of Indiana Employees - ...	1	Other Licensed Practiti...	2 in 5 miles	1	100.0	0.8	1.2	2.1	2.2
	46254	State of Indiana Employees - ...	304	Other Licensed Practiti...	2 in 5 miles	304	100.0	1.8	1.9	2.1	2.4
	46256	State of Indiana Employees - ...	179	Other Licensed Practiti...	2 in 5 miles	179	100.0	0.8	0.9	0.9	0.9
	46259	State of Indiana Employees - ...	82	Other Licensed Practiti...	2 in 5 miles	2	2.4	3.4	3.4	4.1	4.1

Access Detail By Zip Code

February 18, 2021

Access Analysis
Access Standards
Employee / Provider Groups
State of Indiana Employees - Urban
Other Licensed Practitioners

Employees With Access											
City	Zip Code	Employee		Provider		With Access		Average Distance			
		Group	#	Group	Standard	#	%	1	2	3	4
Indianapolis, IN	46260	State of Indiana Employees - ...	177	Other Licensed Practiti...	2 in 5 miles	177	100.0	0.9	0.9	0.9	0.9
	46268	State of Indiana Employees - ...	160	Other Licensed Practiti...	2 in 5 miles	160	100.0	1.2	1.7	2.3	2.3
	46277	State of Indiana Employees - ...	1	Other Licensed Practiti...	2 in 5 miles	1	100.0	0.1	0.1	0.4	0.4
	46278	State of Indiana Employees - ...	61	Other Licensed Practiti...	2 in 5 miles	61	100.0	1.9	1.9	1.9	1.9
	46280	State of Indiana Employees - ...	41	Other Licensed Practiti...	2 in 5 miles	41	100.0	0.7	0.7	0.7	0.7
Jeffersonville, IN	47130	State of Indiana Employees - ...	73	Other Licensed Practiti...	2 in 5 miles	73	100.0	0.4	0.4	0.4	0.4
	47131	State of Indiana Employees - ...	1	Other Licensed Practiti...	2 in 5 miles	1	100.0	0.1	0.2	0.2	0.2
La Porte, IN	46350	State of Indiana Employees - ...	214	Other Licensed Practiti...	2 in 5 miles	45	21.0	0.6	0.6	0.6	0.6
	46352	State of Indiana Employees - ...	1	Other Licensed Practiti...	2 in 5 miles	1	100.0	0.2	0.2	0.3	0.3
Lafayette, IN	47901	State of Indiana Employees - ...	9	Other Licensed Practiti...	2 in 5 miles	9	100.0	0.1	0.1	0.1	0.1
	47902	State of Indiana Employees - ...	4	Other Licensed Practiti...	2 in 5 miles	4	100.0	0.1	0.1	0.1	0.1
	47903	State of Indiana Employees - ...	3	Other Licensed Practiti...	2 in 5 miles	3	100.0	0.2	0.2	0.2	0.2
	47904	State of Indiana Employees - ...	38	Other Licensed Practiti...	2 in 5 miles	38	100.0	0.3	0.3	0.3	0.3
	47905	State of Indiana Employees - ...	102	Other Licensed Practiti...	2 in 5 miles	102	100.0	2.3	2.3	2.3	2.3
Lake Station, IN	47909	State of Indiana Employees - ...	93	Other Licensed Practiti...	2 in 5 miles	93	100.0	0.2	0.8	1.0	1.2
	46405	State of Indiana Employees - ...	41	Other Licensed Practiti...	2 in 5 miles	41	100.0	2.7	2.7	2.7	2.7
Lansing, IL	60438	State of Indiana Employees - ...	3	Other Licensed Practiti...	2 in 5 miles	3	100.0	0.8	0.8	1.1	1.1
Lapel, IN	46051	State of Indiana Employees - ...	9	Other Licensed Practiti...	2 in 5 miles	9	100.0	4.8	4.8	4.8	4.8
Louisville, KY	40203	State of Indiana Employees - ...	2	Other Licensed Practiti...	2 in 5 miles	2	100.0	0.5	0.5	0.5	0.5
	40204	State of Indiana Employees - ...	1	Other Licensed Practiti...	2 in 5 miles	1	100.0	0.2	0.2	0.2	0.2
	40205	State of Indiana Employees - ...	2	Other Licensed Practiti...	2 in 5 miles	2	100.0	0.1	0.2	0.2	0.8
	40207	State of Indiana Employees - ...	2	Other Licensed Practiti...	2 in 5 miles	2	100.0	0.0	0.2	0.2	0.2
	40208	State of Indiana Employees - ...	2	Other Licensed Practiti...	2 in 5 miles	2	100.0	0.6	0.6	0.8	0.8
	40211	State of Indiana Employees - ...	1	Other Licensed Practiti...	2 in 5 miles	1	100.0	1.2	1.2	1.3	1.3
	40214	State of Indiana Employees - ...	1	Other Licensed Practiti...	2 in 5 miles	1	100.0	0.6	0.6	0.6	0.6
	40215	State of Indiana Employees - ...	1	Other Licensed Practiti...	2 in 5 miles	1	100.0	0.5	0.9	0.9	0.9
	40217	State of Indiana Employees - ...	2	Other Licensed Practiti...	2 in 5 miles	2	100.0	0.6	0.6	0.6	0.6
	40218	State of Indiana Employees - ...	2	Other Licensed Practiti...	2 in 5 miles	2	100.0	0.2	0.2	0.2	0.2
	40220	State of Indiana Employees - ...	1	Other Licensed Practiti...	2 in 5 miles	1	100.0	0.7	1.1	1.2	1.3
	40222	State of Indiana Employees - ...	3	Other Licensed Practiti...	2 in 5 miles	3	100.0	0.1	0.1	0.1	0.1
	40223	State of Indiana Employees - ...	2	Other Licensed Practiti...	2 in 5 miles	2	100.0	1.1	1.2	1.2	1.2
	40228	State of Indiana Employees - ...	1	Other Licensed Practiti...	2 in 5 miles	1	100.0	1.2	2.4	2.4	2.4
	40229	State of Indiana Employees - ...	3	Other Licensed Practiti...	2 in 5 miles	3	100.0	0.7	0.7	1.5	1.6
	40241	State of Indiana Employees - ...	1	Other Licensed Practiti...	2 in 5 miles	1	100.0	0.2	0.6	0.6	0.6
	40242	State of Indiana Employees - ...	1	Other Licensed Practiti...	2 in 5 miles	1	100.0	0.3	0.6	0.8	0.9
	40243	State of Indiana Employees - ...	1	Other Licensed Practiti...	2 in 5 miles	1	100.0	0.3	0.3	0.3	0.4
	40245	State of Indiana Employees - ...	1	Other Licensed Practiti...	2 in 5 miles	1	100.0	2.8	2.8	2.8	3.3
	40258	State of Indiana Employees - ...	1	Other Licensed Practiti...	2 in 5 miles	1	100.0	0.2	0.2	0.2	0.2
	40272	State of Indiana Employees - ...	3	Other Licensed Practiti...	2 in 5 miles	3	100.0	2.2	2.2	2.2	2.2
	40291	State of Indiana Employees - ...	1	Other Licensed Practiti...	2 in 5 miles	1	100.0	0.2	0.2	0.3	0.6

Access Detail By Zip Code

February 18, 2021

Access Analysis

Access Standards

Employee / Provider Groups

State of Indiana Employees - Urban

Other Licensed Practitioners

Employees With Access											
City	Zip Code	Employee		Provider		With Access		Average Distance			
		Group	#	Group	Standard	#	%	1	2	3	4
Louisville, KY	40299	State of Indiana Employees - ...	3	Other Licensed Practiti...	2 in 5 miles	3	100.0	2.2	2.2	3.0	3.1
Lowell, IN	46356	State of Indiana Employees - ...	24	Other Licensed Practiti...	2 in 5 miles	24	100.0	0.1	1.7	1.8	2.0
Markham, IL	60428	State of Indiana Employees - ...	2	Other Licensed Practiti...	2 in 5 miles	2	100.0	1.7	2.2	2.2	2.2
Matteson, IL	60443	State of Indiana Employees - ...	1	Other Licensed Practiti...	2 in 5 miles	1	100.0	0.6	1.4	1.4	1.4
Merrillville, IN	46410	State of Indiana Employees - ...	127	Other Licensed Practiti...	2 in 5 miles	127	100.0	1.3	1.7	1.8	1.8
	46411	State of Indiana Employees - ...	2	Other Licensed Practiti...	2 in 5 miles	2	100.0	0.3	0.3	0.3	0.3
Michigan City, IN	46360	State of Indiana Employees - ...	319	Other Licensed Practiti...	2 in 5 miles	319	100.0	1.5	1.5	1.5	1.6
	46361	State of Indiana Employees - ...	3	Other Licensed Practiti...	2 in 5 miles	3	100.0	0.2	0.2	0.3	0.4
Midlothian, IL	60445	State of Indiana Employees - ...	1	Other Licensed Practiti...	2 in 5 miles	1	100.0	0.6	0.9	1.3	2.8
Mishawaka, IN	46544	State of Indiana Employees - ...	53	Other Licensed Practiti...	2 in 5 miles	53	100.0	1.3	1.3	1.4	1.5
	46545	State of Indiana Employees - ...	34	Other Licensed Practiti...	2 in 5 miles	34	100.0	1.0	1.0	1.0	1.0
	46546	State of Indiana Employees - ...	1	Other Licensed Practiti...	2 in 5 miles	1	100.0	0.1	0.1	0.1	0.1
Muncie, IN	47302	State of Indiana Employees - ...	66	Other Licensed Practiti...	2 in 5 miles	66	100.0	0.7	2.2	2.2	2.2
	47303	State of Indiana Employees - ...	61	Other Licensed Practiti...	2 in 5 miles	61	100.0	1.4	1.4	1.4	1.4
	47304	State of Indiana Employees - ...	114	Other Licensed Practiti...	2 in 5 miles	114	100.0	0.9	1.1	1.1	1.1
	47305	State of Indiana Employees - ...	8	Other Licensed Practiti...	2 in 5 miles	8	100.0	0.1	0.1	0.1	0.2
	47307	State of Indiana Employees - ...	1	Other Licensed Practiti...	2 in 5 miles	1	100.0	1.1	1.1	1.1	1.1
Munster, IN	46321	State of Indiana Employees - ...	19	Other Licensed Practiti...	2 in 5 miles	19	100.0	0.3	0.3	0.3	0.3
New Haven, IN	46774	State of Indiana Employees - ...	21	Other Licensed Practiti...	2 in 5 miles	21	100.0	4.2	4.2	5.0	5.0
New Lenox, IL	60451	State of Indiana Employees - ...	1	Other Licensed Practiti...	2 in 5 miles	1	100.0	0.5	0.5	1.0	1.0
Niles, MI	49120	State of Indiana Employees - ...	14	Other Licensed Practiti...	2 in 5 miles	14	100.0	1.0	1.0	1.0	1.0
Noblesville, IN	46060	State of Indiana Employees - ...	159	Other Licensed Practiti...	2 in 5 miles	159	100.0	2.8	2.8	2.8	2.8
	46061	State of Indiana Employees - ...	2	Other Licensed Practiti...	2 in 5 miles	2	100.0	0.9	0.9	0.9	0.9
	46062	State of Indiana Employees - ...	116	Other Licensed Practiti...	2 in 5 miles	116	100.0	2.4	2.4	2.4	2.7
Osceola, IN	46561	State of Indiana Employees - ...	12	Other Licensed Practiti...	2 in 5 miles	12	100.0	1.3	1.3	1.3	2.0
Owensboro, KY	42301	State of Indiana Employees - ...	6	Other Licensed Practiti...	2 in 5 miles	6	100.0	0.1	0.1	0.1	1.8
	42303	State of Indiana Employees - ...	5	Other Licensed Practiti...	2 in 5 miles	5	100.0	0.4	0.4	0.4	0.4
Oxford, OH	45056	State of Indiana Employees - ...	1	Other Licensed Practiti...	2 in 5 miles	1	100.0	0.8	0.8	0.8	1.2
Park Forest, IL	60466	State of Indiana Employees - ...	1	Other Licensed Practiti...	2 in 5 miles	1	100.0	0.5	0.5	1.2	1.6
Pendleton, IN	46064	State of Indiana Employees - ...	101	Other Licensed Practiti...	2 in 5 miles	100	99.0	1.2	2.7	2.7	8.3
Pittsboro, IN	46167	State of Indiana Employees - ...	39	Other Licensed Practiti...	2 in 5 miles	39	100.0	4.6	4.6	5.3	5.3
Plainfield, IN	46168	State of Indiana Employees - ...	284	Other Licensed Practiti...	2 in 5 miles	284	100.0	0.2	0.2	0.2	0.2
Portage, IN	46368	State of Indiana Employees - ...	174	Other Licensed Practiti...	2 in 5 miles	174	100.0	1.9	1.9	1.9	1.9
Prospect, KY	40059	State of Indiana Employees - ...	1	Other Licensed Practiti...	2 in 5 miles	1	100.0	2.0	2.6	2.7	2.7
Richton Park, IL	60471	State of Indiana Employees - ...	1	Other Licensed Practiti...	2 in 5 miles	1	100.0	0.8	0.8	1.9	2.4
Saint John, IN	46373	State of Indiana Employees - ...	4	Other Licensed Practiti...	2 in 5 miles	4	100.0	0.9	1.3	1.3	1.3
Saint Joseph, MI	49085	State of Indiana Employees - ...	2	Other Licensed Practiti...	2 in 5 miles	2	100.0	1.5	1.7	1.9	1.9
Saint Mary of the...	47876	State of Indiana Employees - ...	1	Other Licensed Practiti...	2 in 5 miles	1	100.0	3.9	4.5	4.7	4.7
Schererville, IN	46375	State of Indiana Employees - ...	19	Other Licensed Practiti...	2 in 5 miles	19	100.0	1.3	1.3	1.3	1.3
Sellersburg, IN	47172	State of Indiana Employees - ...	37	Other Licensed Practiti...	2 in 5 miles	37	100.0	1.0	1.3	3.4	3.4

Access Detail By Zip Code

February 18, 2021

Access Analysis
 Access Standards
 Employee / Provider Groups
 State of Indiana Employees - Urban
 Other Licensed Practitioners

Employees With Access											
City	Zip Code	Employee		Provider		With Access		Average Distance			
		Group	#	Group	Standard	#	%	1	2	3	4
South Bend, IN	46601	State of Indiana Employees - ...	11	Other Licensed Practiti...	2 in 5 miles	11	100.0	0.2	0.2	0.2	0.2
	46613	State of Indiana Employees - ...	14	Other Licensed Practiti...	2 in 5 miles	14	100.0	1.1	1.6	1.6	1.6
	46614	State of Indiana Employees - ...	67	Other Licensed Practiti...	2 in 5 miles	67	100.0	1.8	3.5	4.1	4.1
	46615	State of Indiana Employees - ...	31	Other Licensed Practiti...	2 in 5 miles	31	100.0	0.5	0.5	0.5	0.5
	46616	State of Indiana Employees - ...	9	Other Licensed Practiti...	2 in 5 miles	9	100.0	0.8	0.9	0.9	0.9
	46617	State of Indiana Employees - ...	17	Other Licensed Practiti...	2 in 5 miles	17	100.0	0.4	0.4	0.4	0.5
	46619	State of Indiana Employees - ...	36	Other Licensed Practiti...	2 in 5 miles	36	100.0	2.7	3.9	4.1	4.1
	46624	State of Indiana Employees - ...	2	Other Licensed Practiti...	2 in 5 miles	2	100.0	0.2	0.2	0.2	0.4
	46628	State of Indiana Employees - ...	57	Other Licensed Practiti...	2 in 5 miles	57	100.0	0.9	0.9	0.9	1.6
	46634	State of Indiana Employees - ...	1	Other Licensed Practiti...	2 in 5 miles	1	100.0	0.2	0.2	0.2	0.4
	46635	State of Indiana Employees - ...	6	Other Licensed Practiti...	2 in 5 miles	6	100.0	0.2	0.2	0.2	1.1
	46637	State of Indiana Employees - ...	20	Other Licensed Practiti...	2 in 5 miles	20	100.0	0.9	1.6	1.6	1.6
	46680	State of Indiana Employees - ...	1	Other Licensed Practiti...	2 in 5 miles	1	100.0	2.4	2.9	3.0	3.0
	46699	State of Indiana Employees - ...	1	Other Licensed Practiti...	2 in 5 miles	1	100.0	0.4	0.4	0.4	0.4
South Holland, IL	60473	State of Indiana Employees - ...	1	Other Licensed Practiti...	2 in 5 miles	1	100.0	0.6	0.6	0.6	0.6
Stevensville, MI	49127	State of Indiana Employees - ...	2	Other Licensed Practiti...	2 in 5 miles	2	100.0	0.5	2.7	4.0	5.1
Terre Haute, IN	47802	State of Indiana Employees - ...	169	Other Licensed Practiti...	2 in 5 miles	169	100.0	0.2	0.2	0.2	0.9
	47803	State of Indiana Employees - ...	123	Other Licensed Practiti...	2 in 5 miles	123	100.0	1.8	1.8	1.8	3.1
	47804	State of Indiana Employees - ...	44	Other Licensed Practiti...	2 in 5 miles	44	100.0	1.3	1.5	1.5	1.7
	47805	State of Indiana Employees - ...	67	Other Licensed Practiti...	2 in 5 miles	66	98.5	2.0	3.5	3.6	3.6
	47807	State of Indiana Employees - ...	25	Other Licensed Practiti...	2 in 5 miles	25	100.0	0.3	0.4	0.4	0.9
	47808	State of Indiana Employees - ...	2	Other Licensed Practiti...	2 in 5 miles	2	100.0	0.8	1.2	1.2	1.2
Valparaiso, IN	46383	State of Indiana Employees - ...	104	Other Licensed Practiti...	2 in 5 miles	104	100.0	0.1	0.1	0.2	0.3
	46384	State of Indiana Employees - ...	1	Other Licensed Practiti...	2 in 5 miles	1	100.0	0.0	0.1	0.1	0.1
	46385	State of Indiana Employees - ...	96	Other Licensed Practiti...	2 in 5 miles	96	100.0	1.4	1.6	2.2	2.3
West Chester, OH	45069	State of Indiana Employees - ...	1	Other Licensed Practiti...	2 in 5 miles	1	100.0	0.0	0.0	1.4	1.4
West Lafayette, IN	47906	State of Indiana Employees - ...	97	Other Licensed Practiti...	2 in 5 miles	97	100.0	3.8	3.8	3.8	3.8
	47996	State of Indiana Employees - ...	2	Other Licensed Practiti...	2 in 5 miles	2	100.0	0.6	0.6	0.7	0.7
West Newton, IN	46183	State of Indiana Employees - ...	2	Other Licensed Practiti...	2 in 5 miles	2	100.0	2.6	2.6	2.6	2.7
West Terre Haut...	47885	State of Indiana Employees - ...	31	Other Licensed Practiti...	2 in 5 miles	30	96.8	0.7	0.9	0.9	0.9
Westfield, IN	46074	State of Indiana Employees - ...	130	Other Licensed Practiti...	2 in 5 miles	130	100.0	1.2	1.2	1.3	1.3
Wheeler, IN	46393	State of Indiana Employees - ...	3	Other Licensed Practiti...	2 in 5 miles	3	100.0	3.4	3.4	3.4	3.4
Whiteland, IN	46184	State of Indiana Employees - ...	79	Other Licensed Practiti...	2 in 5 miles	79	100.0	2.2	3.8	3.8	3.9
Whiting, IN	46394	State of Indiana Employees - ...	13	Other Licensed Practiti...	2 in 5 miles	13	100.0	3.4	3.4	3.4	3.4
Yorktown, IN	47396	State of Indiana Employees - ...	30	Other Licensed Practiti...	2 in 5 miles	30	100.0	3.7	3.9	3.9	3.9
Grand Totals		State of Indiana Employees - ...	15,192	Other Licensed Practiti...	2 in 5 miles	14,939	98.3	1.1	1.4	1.5	1.6

Access Detail By Zip Code

February 18, 2021

Access Analysis
Access Standards
Employee / Provider Groups
State of Indiana Employees -
Rural/Mixed
Other Licensed Practitioners

Employees With Access											
City	Zip Code	Employee		Provider		With Access		Average Distance			
		Group	#	Group	Standard	#	%	1	2	3	4
Albion, IN	46701	State of Indiana Employees -...	30	Other Licensed Practiti...	2 in 10 miles	30	100.0	0.5	2.6	2.6	2.6
Andrews, IN	46702	State of Indiana Employees -...	8	Other Licensed Practiti...	2 in 10 miles	8	100.0	5.9	6.5	6.5	7.8
Angola, IN	46703	State of Indiana Employees -...	51	Other Licensed Practiti...	2 in 10 miles	51	100.0	0.3	0.3	0.3	0.6
Argos, IN	46501	State of Indiana Employees -...	10	Other Licensed Practiti...	2 in 10 miles	10	100.0	6.8	10.0	10.0	10.0
Ashley, IN	46705	State of Indiana Employees -...	3	Other Licensed Practiti...	2 in 10 miles	3	100.0	9.6	10.0	10.0	10.0
Auburn, IN	46706	State of Indiana Employees -...	41	Other Licensed Practiti...	2 in 10 miles	41	100.0	0.2	0.4	1.1	1.1
Aurora, IN	47001	State of Indiana Employees -...	13	Other Licensed Practiti...	2 in 10 miles	13	100.0	3.9	5.5	5.5	5.5
Austin, IN	47102	State of Indiana Employees -...	28	Other Licensed Practiti...	2 in 10 miles	28	100.0	0.6	0.6	0.6	0.6
Avilla, IN	46710	State of Indiana Employees -...	8	Other Licensed Practiti...	2 in 10 miles	8	100.0	6.5	6.5	6.5	6.5
Bedford, IN	47421	State of Indiana Employees -...	72	Other Licensed Practiti...	2 in 10 miles	72	100.0	1.6	1.6	1.6	1.7
Boggstown, IN	46110	State of Indiana Employees -...	2	Other Licensed Practiti...	2 in 10 miles	2	100.0	7.1	7.1	7.1	7.1
Boonville, IN	47601	State of Indiana Employees -...	44	Other Licensed Practiti...	2 in 10 miles	44	100.0	1.5	1.5	1.5	1.5
Boston, IN	47324	State of Indiana Employees -...	2	Other Licensed Practiti...	2 in 10 miles	2	100.0	0.2	0.2	5.7	7.2
Bronson, MI	49028	State of Indiana Employees -...	1	Other Licensed Practiti...	2 in 10 miles	1	100.0	0.0	0.0	8.6	8.6
Brooklyn, IN	46111	State of Indiana Employees -...	2	Other Licensed Practiti...	2 in 10 miles	2	100.0	3.9	3.9	3.9	3.9
Bunker Hill, IN	46914	State of Indiana Employees -...	12	Other Licensed Practiti...	2 in 10 miles	12	100.0	5.9	5.9	5.9	8.4
Cannelburg, IN	47519	State of Indiana Employees -...	1	Other Licensed Practiti...	2 in 10 miles	1	100.0	7.1	8.1	8.1	11.5
Cassopolis, MI	49031	State of Indiana Employees -...	2	Other Licensed Practiti...	2 in 10 miles	2	100.0	1.4	1.4	2.1	2.1
Celestine, IN	47521	State of Indiana Employees -...	3	Other Licensed Practiti...	2 in 10 miles	3	100.0	9.7	9.7	9.7	9.7
Celina, OH	45822	State of Indiana Employees -...	1	Other Licensed Practiti...	2 in 10 miles	1	100.0	0.4	0.4	0.5	0.5
Centerville, IN	47330	State of Indiana Employees -...	39	Other Licensed Practiti...	2 in 10 miles	39	100.0	6.0	6.0	6.5	6.7
Chandler, IN	47610	State of Indiana Employees -...	20	Other Licensed Practiti...	2 in 10 miles	20	100.0	5.0	5.0	5.2	5.2
Charlottesville, IN	46117	State of Indiana Employees -...	4	Other Licensed Practiti...	2 in 10 miles	4	100.0	7.9	8.8	8.8	8.8
Claypool, IN	46510	State of Indiana Employees -...	10	Other Licensed Practiti...	2 in 10 miles	10	100.0	8.8	9.1	9.1	9.1
Coldwater, MI	49036	State of Indiana Employees -...	2	Other Licensed Practiti...	2 in 10 miles	2	100.0	0.9	1.2	1.2	1.4
Columbus, IN	47201	State of Indiana Employees -...	139	Other Licensed Practiti...	2 in 10 miles	139	100.0	4.2	6.8	6.8	6.9
	47203	State of Indiana Employees -...	74	Other Licensed Practiti...	2 in 10 miles	74	100.0	1.8	1.9	1.9	2.1
Connersville, IN	47331	State of Indiana Employees -...	80	Other Licensed Practiti...	2 in 10 miles	80	100.0	0.5	0.5	0.5	0.5
Corunna, IN	46730	State of Indiana Employees -...	1	Other Licensed Practiti...	2 in 10 miles	1	100.0	4.5	4.5	4.5	4.5
Corydon, KY	42406	State of Indiana Employees -...	2	Other Licensed Practiti...	2 in 10 miles	2	100.0	6.4	6.4	6.4	6.4
Crawfordsville, IN	47933	State of Indiana Employees -...	123	Other Licensed Practiti...	2 in 10 miles	123	100.0	0.1	0.3	0.3	0.7
Crestwood, KY	40014	State of Indiana Employees -...	1	Other Licensed Practiti...	2 in 10 miles	1	100.0	0.4	0.4	1.2	1.7
Cromwell, IN	46732	State of Indiana Employees -...	5	Other Licensed Practiti...	2 in 10 miles	5	100.0	7.3	7.3	7.3	7.3
Crothersville, IN	47229	State of Indiana Employees -...	11	Other Licensed Practiti...	2 in 10 miles	11	100.0	5.0	5.0	5.2	5.2
Danville, IL	61832	State of Indiana Employees -...	2	Other Licensed Practiti...	2 in 10 miles	2	100.0	0.3	0.5	0.5	0.7
	61834	State of Indiana Employees -...	1	Other Licensed Practiti...	2 in 10 miles	1	100.0	2.0	2.2	2.2	2.5
Darlington, IN	47940	State of Indiana Employees -...	11	Other Licensed Practiti...	2 in 10 miles	11	100.0	9.6	9.6	9.6	9.6
Decatur, IN	46733	State of Indiana Employees -...	51	Other Licensed Practiti...	2 in 10 miles	51	100.0	1.4	1.4	1.4	1.4
Decker, IN	47524	State of Indiana Employees -...	3	Other Licensed Practiti...	2 in 10 miles	3	100.0	9.8	9.8	9.8	9.8
Denver, IN	46926	State of Indiana Employees -...	9	Other Licensed Practiti...	2 in 10 miles	9	100.0	6.6	6.6	6.6	6.6

Access Detail By Zip Code

February 18, 2021

Access Analysis
Access Standards
Employee / Provider Groups
State of Indiana Employees -
Rural/Mixed
Other Licensed Practitioners

Employees With Access											
City	Zip Code	Employee		Provider		With Access		Average Distance			
		Group	#	Group	Standard	#	%	1	2	3	4
Dowagiac, MI	49047	State of Indiana Employees -...	1	Other Licensed Practiti...	2 in 10 miles	1	100.0	0.5	0.6	1.4	9.8
Edwardsburg, MI	49112	State of Indiana Employees -...	4	Other Licensed Practiti...	2 in 10 miles	4	100.0	2.1	6.6	7.6	8.3
Elberfeld, IN	47613	State of Indiana Employees -...	8	Other Licensed Practiti...	2 in 10 miles	1	12.5	6.5	9.8	11.3	11.4
Etna Green, IN	46524	State of Indiana Employees -...	4	Other Licensed Practiti...	2 in 10 miles	4	100.0	9.9	9.9	11.6	11.6
Fairland, IN	46126	State of Indiana Employees -...	25	Other Licensed Practiti...	2 in 10 miles	25	100.0	8.0	9.2	9.2	9.2
Fairmount, IN	46928	State of Indiana Employees -...	14	Other Licensed Practiti...	2 in 10 miles	14	100.0	1.6	1.9	6.9	6.9
Flat Rock, IN	47234	State of Indiana Employees -...	6	Other Licensed Practiti...	2 in 10 miles	6	100.0	9.3	9.3	9.3	9.3
Floyds Knobs, IN	47119	State of Indiana Employees -...	21	Other Licensed Practiti...	2 in 10 miles	21	100.0	4.3	6.8	7.4	7.8
Fortville, IN	46040	State of Indiana Employees -...	70	Other Licensed Practiti...	2 in 10 miles	70	100.0	6.8	6.8	7.0	7.0
Fountain City, IN	47341	State of Indiana Employees -...	7	Other Licensed Practiti...	2 in 10 miles	7	100.0	7.4	7.4	7.4	7.4
Fountaintown, IN	46130	State of Indiana Employees -...	19	Other Licensed Practiti...	2 in 10 miles	19	100.0	5.2	6.3	6.3	6.3
Fowlerton, IN	46930	State of Indiana Employees -...	1	Other Licensed Practiti...	2 in 10 miles	1	100.0	4.4	4.5	6.1	7.4
Frankfort, IN	46041	State of Indiana Employees -...	52	Other Licensed Practiti...	2 in 10 miles	52	100.0	1.5	1.5	1.5	1.5
Fremont, IN	46737	State of Indiana Employees -...	13	Other Licensed Practiti...	2 in 10 miles	13	100.0	4.9	4.9	4.9	4.9
Garrett, IN	46738	State of Indiana Employees -...	17	Other Licensed Practiti...	2 in 10 miles	17	100.0	4.6	4.6	4.6	4.6
Gas City, IN	46933	State of Indiana Employees -...	31	Other Licensed Practiti...	2 in 10 miles	31	100.0	1.9	5.2	5.6	5.6
Georgetown, IN	47122	State of Indiana Employees -...	18	Other Licensed Practiti...	2 in 10 miles	18	100.0	1.7	4.5	7.9	7.9
Glenwood, IN	46133	State of Indiana Employees -...	1	Other Licensed Practiti...	2 in 10 miles	1	100.0	8.1	8.6	8.6	8.6
Greenfield, IN	46140	State of Indiana Employees -...	271	Other Licensed Practiti...	2 in 10 miles	271	100.0	0.2	0.2	0.2	0.2
Greens Fork, IN	47345	State of Indiana Employees -...	8	Other Licensed Practiti...	2 in 10 miles	8	100.0	9.5	9.5	9.5	9.5
Greensboro, IN	47344	State of Indiana Employees -...	2	Other Licensed Practiti...	2 in 10 miles	2	100.0	4.5	9.4	9.4	9.4
Greensburg, IN	47240	State of Indiana Employees -...	51	Other Licensed Practiti...	2 in 10 miles	51	100.0	0.8	0.8	1.8	1.8
Greentown, IN	46936	State of Indiana Employees -...	29	Other Licensed Practiti...	2 in 10 miles	29	100.0	8.3	8.3	8.7	8.7
Greenville, IN	47124	State of Indiana Employees -...	3	Other Licensed Practiti...	2 in 10 miles	3	100.0	7.6	9.6	10.9	11.5
Greenville, OH	45331	State of Indiana Employees -...	6	Other Licensed Practiti...	2 in 10 miles	6	100.0	0.2	0.3	0.3	0.4
Guilford, IN	47022	State of Indiana Employees -...	4	Other Licensed Practiti...	2 in 10 miles	4	100.0	5.1	5.9	5.9	8.5
Hanover, IN	47243	State of Indiana Employees -...	76	Other Licensed Practiti...	2 in 10 miles	76	100.0	7.0	7.0	7.0	7.0
Henderson, KY	42420	State of Indiana Employees -...	26	Other Licensed Practiti...	2 in 10 miles	26	100.0	0.6	1.2	1.2	1.7
Huntingburg, IN	47542	State of Indiana Employees -...	33	Other Licensed Practiti...	2 in 10 miles	33	100.0	8.3	8.3	8.3	8.3
Huntington, IN	46750	State of Indiana Employees -...	74	Other Licensed Practiti...	2 in 10 miles	74	100.0	0.6	0.6	1.4	1.4
Jasper, IN	47546	State of Indiana Employees -...	43	Other Licensed Practiti...	2 in 10 miles	43	100.0	0.5	0.5	0.5	0.5
	47547	State of Indiana Employees -...	3	Other Licensed Practiti...	2 in 10 miles	3	100.0	0.0	0.7	0.7	0.8
Jonesboro, IN	46938	State of Indiana Employees -...	13	Other Licensed Practiti...	2 in 10 miles	13	100.0	3.8	4.1	4.4	4.4
Kendallville, IN	46755	State of Indiana Employees -...	22	Other Licensed Practiti...	2 in 10 miles	22	100.0	0.5	0.5	0.5	1.4
Kimmell, IN	46760	State of Indiana Employees -...	5	Other Licensed Practiti...	2 in 10 miles	5	100.0	6.9	9.4	9.4	9.4
Kokomo, IN	46901	State of Indiana Employees -...	131	Other Licensed Practiti...	2 in 10 miles	131	100.0	0.4	0.4	0.4	0.4
	46902	State of Indiana Employees -...	121	Other Licensed Practiti...	2 in 10 miles	121	100.0	0.0	0.0	0.0	0.0
La Fontaine, IN	46940	State of Indiana Employees -...	9	Other Licensed Practiti...	2 in 10 miles	9	100.0	8.2	8.2	8.2	8.2
Lagro, IN	46941	State of Indiana Employees -...	2	Other Licensed Practiti...	2 in 10 miles	2	100.0	6.2	6.2	7.3	7.3
Lake Cicott, IN	46942	State of Indiana Employees -...	1	Other Licensed Practiti...	2 in 10 miles	1	100.0	9.7	9.7	9.7	9.7

Access Detail By Zip Code

February 18, 2021

Access Analysis
Access Standards
Employee / Provider Groups
State of Indiana Employees -
Rural/Mixed
Other Licensed Practitioners

Employees With Access											
City	Zip Code	Employee		Provider		With Access		Average Distance			
		Group	#	Group	Standard	#	%	1	2	3	4
Laketon, IN	46943	State of Indiana Employees -...	2	Other Licensed Practiti...	2 in 10 miles	2	100.0	5.6	5.6	5.6	5.9
Laotto, IN	46763	State of Indiana Employees -...	1	Other Licensed Practiti...	2 in 10 miles	1	100.0	9.7	9.7	9.7	9.7
Lawrenceburg, IN	47025	State of Indiana Employees -...	28	Other Licensed Practiti...	2 in 10 miles	28	100.0	1.0	4.0	4.4	4.4
Lebanon, IN	46052	State of Indiana Employees -...	83	Other Licensed Practiti...	2 in 10 miles	83	100.0	0.2	0.2	0.4	0.4
Leesburg, IN	46538	State of Indiana Employees -...	3	Other Licensed Practiti...	2 in 10 miles	3	100.0	1.6	5.2	5.2	5.2
Lewisville, IN	47352	State of Indiana Employees -...	6	Other Licensed Practiti...	2 in 10 miles	6	100.0	6.9	9.7	9.7	9.7
Lexington, IN	47138	State of Indiana Employees -...	26	Other Licensed Practiti...	2 in 10 miles	26	100.0	7.5	9.4	9.4	9.5
Liberty Mills, IN	46946	State of Indiana Employees -...	2	Other Licensed Practiti...	2 in 10 miles	2	100.0	3.3	3.3	3.5	3.8
Linden, IN	47955	State of Indiana Employees -...	6	Other Licensed Practiti...	2 in 10 miles	6	100.0	8.6	8.7	8.7	8.7
Logansport, IN	46947	State of Indiana Employees -...	359	Other Licensed Practiti...	2 in 10 miles	359	100.0	0.2	0.5	0.5	0.7
Lucerne, IN	46950	State of Indiana Employees -...	6	Other Licensed Practiti...	2 in 10 miles	6	100.0	8.5	8.6	8.6	8.6
Madison, IN	47250	State of Indiana Employees -...	314	Other Licensed Practiti...	2 in 10 miles	314	100.0	4.7	4.7	4.7	4.7
Marion, IN	46952	State of Indiana Employees -...	173	Other Licensed Practiti...	2 in 10 miles	173	100.0	1.3	1.3	1.3	1.5
	46953	State of Indiana Employees -...	122	Other Licensed Practiti...	2 in 10 miles	122	100.0	0.2	0.9	2.1	2.1
Martinsville, IN	46151	State of Indiana Employees -...	173	Other Licensed Practiti...	2 in 10 miles	173	100.0	2.1	2.1	2.1	2.1
Matthews, IN	46957	State of Indiana Employees -...	2	Other Licensed Practiti...	2 in 10 miles	2	100.0	5.2	5.6	6.4	9.7
McCordsville, IN	46055	State of Indiana Employees -...	66	Other Licensed Practiti...	2 in 10 miles	66	100.0	3.5	3.5	3.8	3.8
Mexico, IN	46958	State of Indiana Employees -...	3	Other Licensed Practiti...	2 in 10 miles	3	100.0	5.1	5.1	5.1	5.1
Miami, IN	46959	State of Indiana Employees -...	3	Other Licensed Practiti...	2 in 10 miles	3	100.0	8.3	8.3	8.3	8.8
Middletown, IN	47356	State of Indiana Employees -...	37	Other Licensed Practiti...	2 in 10 miles	37	100.0	7.6	7.6	7.6	7.6
Milford, IN	46542	State of Indiana Employees -...	9	Other Licensed Practiti...	2 in 10 miles	9	100.0	5.3	5.3	5.3	5.3
Milton, IN	47357	State of Indiana Employees -...	5	Other Licensed Practiti...	2 in 10 miles	5	100.0	8.6	8.6	8.6	8.6
Mitchell, IN	47446	State of Indiana Employees -...	31	Other Licensed Practiti...	2 in 10 miles	31	100.0	0.9	6.4	6.8	8.2
Monroe, IN	46772	State of Indiana Employees -...	6	Other Licensed Practiti...	2 in 10 miles	6	100.0	6.6	6.6	6.6	6.6
Monrovia, IN	46157	State of Indiana Employees -...	33	Other Licensed Practiti...	2 in 10 miles	33	100.0	6.8	6.8	6.8	6.8
Montgomery, IN	47558	State of Indiana Employees -...	7	Other Licensed Practiti...	2 in 10 miles	7	100.0	1.0	5.9	5.9	7.0
Mooreland, IN	47360	State of Indiana Employees -...	7	Other Licensed Practiti...	2 in 10 miles	7	100.0	9.7	9.9	9.9	9.9
Mooreville, IN	46158	State of Indiana Employees -...	158	Other Licensed Practiti...	2 in 10 miles	158	100.0	1.8	1.8	1.8	1.8
New Albany, IN	47150	State of Indiana Employees -...	58	Other Licensed Practiti...	2 in 10 miles	58	100.0	1.5	1.5	1.5	1.6
	47151	State of Indiana Employees -...	1	Other Licensed Practiti...	2 in 10 miles	1	100.0	0.4	0.4	0.7	0.9
New Castle, IN	47362	State of Indiana Employees -...	173	Other Licensed Practiti...	2 in 10 miles	173	100.0	1.1	1.1	1.1	1.1
New Market, IN	47965	State of Indiana Employees -...	1	Other Licensed Practiti...	2 in 10 miles	1	100.0	6.4	6.9	7.1	7.1
New Palestine, IN	46163	State of Indiana Employees -...	71	Other Licensed Practiti...	2 in 10 miles	71	100.0	2.8	4.3	5.9	5.9
New Point, IN	47263	State of Indiana Employees -...	1	Other Licensed Practiti...	2 in 10 miles	1	100.0	6.5	6.5	6.5	6.5
Newburgh, IN	47630	State of Indiana Employees -...	99	Other Licensed Practiti...	2 in 10 miles	99	100.0	0.2	0.2	0.4	0.5
North Mancheste...	46962	State of Indiana Employees -...	18	Other Licensed Practiti...	2 in 10 miles	18	100.0	1.5	1.5	1.5	1.8
North Webster, IN	46555	State of Indiana Employees -...	2	Other Licensed Practiti...	2 in 10 miles	2	100.0	0.3	0.3	0.3	0.3
Onward, IN	46967	State of Indiana Employees -...	1	Other Licensed Practiti...	2 in 10 miles	1	100.0	6.4	6.4	6.4	10.4
Oolitic, IN	47451	State of Indiana Employees -...	3	Other Licensed Practiti...	2 in 10 miles	3	100.0	0.3	3.0	3.0	3.3
Paragon, IN	46166	State of Indiana Employees -...	9	Other Licensed Practiti...	2 in 10 miles	9	100.0	9.7	9.7	9.7	9.7

Access Detail By Zip Code

February 18, 2021

Access Analysis
Access StandardsEmployee / Provider Groups
State of Indiana Employees -
Rural/Mixed
Other Licensed Practitioners

Employees With Access											
City	Zip Code	Employee		Provider		With Access		Average Distance			
		Group	#	Group	Standard	#	%	1	2	3	4
Peru, IN	46970	State of Indiana Employees -...	227	Other Licensed Practiti...	2 in 10 miles	227	100.0	1.4	1.6	2.6	2.6
Pierceton, IN	46562	State of Indiana Employees -...	4	Other Licensed Practiti...	2 in 10 miles	4	100.0	6.0	6.2	7.1	7.1
Plainville, IN	47568	State of Indiana Employees -...	3	Other Licensed Practiti...	2 in 10 miles	3	100.0	7.8	7.8	10.2	10.3
Pleasant Lake, IN	46779	State of Indiana Employees -...	3	Other Licensed Practiti...	2 in 10 miles	3	100.0	4.4	4.7	4.7	4.7
Plymouth, IN	46563	State of Indiana Employees -...	42	Other Licensed Practiti...	2 in 10 miles	42	100.0	1.2	1.2	1.2	1.2
Quincy, MI	49082	State of Indiana Employees -...	2	Other Licensed Practiti...	2 in 10 miles	2	100.0	0.2	5.9	6.4	6.8
Richmond, IN	47374	State of Indiana Employees -...	266	Other Licensed Practiti...	2 in 10 miles	266	100.0	1.1	1.6	1.6	1.6
	47375	State of Indiana Employees -...	4	Other Licensed Practiti...	2 in 10 miles	4	100.0	0.4	0.7	0.7	0.7
Rome City, IN	46784	State of Indiana Employees -...	4	Other Licensed Practiti...	2 in 10 miles	4	100.0	7.1	7.1	7.4	7.9
Russiaville, IN	46979	State of Indiana Employees -...	7	Other Licensed Practiti...	2 in 10 miles	7	100.0	6.6	6.6	8.0	8.0
Saint Anthony, IN	47575	State of Indiana Employees -...	2	Other Licensed Practiti...	2 in 10 miles	1	50.0	9.7	9.7	9.7	9.7
Sandborn, IN	47578	State of Indiana Employees -...	10	Other Licensed Practiti...	2 in 10 miles	9	90.0	9.4	9.9	10.8	10.8
Scottsburg, IN	47170	State of Indiana Employees -...	71	Other Licensed Practiti...	2 in 10 miles	71	100.0	1.8	1.8	1.8	1.8
Seymour, IN	47274	State of Indiana Employees -...	85	Other Licensed Practiti...	2 in 10 miles	85	100.0	1.8	1.8	1.8	1.8
Shelbyville, IN	46176	State of Indiana Employees -...	124	Other Licensed Practiti...	2 in 10 miles	124	100.0	0.5	0.7	0.7	0.7
Somerset, IN	46984	State of Indiana Employees -...	2	Other Licensed Practiti...	2 in 10 miles	2	100.0	7.4	7.4	7.4	7.4
Springport, IN	47386	State of Indiana Employees -...	7	Other Licensed Practiti...	2 in 10 miles	7	100.0	7.6	7.7	7.7	7.7
Springville, IN	47462	State of Indiana Employees -...	8	Other Licensed Practiti...	2 in 10 miles	8	100.0	4.6	8.4	11.5	11.5
Sturgis, MI	49091	State of Indiana Employees -...	2	Other Licensed Practiti...	2 in 10 miles	2	100.0	0.6	1.0	1.2	1.2
Sulphur Springs, IN	47388	State of Indiana Employees -...	2	Other Licensed Practiti...	2 in 10 miles	2	100.0	8.4	8.4	8.4	8.4
Swayzee, IN	46986	State of Indiana Employees -...	9	Other Licensed Practiti...	2 in 10 miles	9	100.0	8.6	8.6	8.6	8.6
Sweetser, IN	46987	State of Indiana Employees -...	12	Other Licensed Practiti...	2 in 10 miles	12	100.0	5.4	5.4	5.4	5.7
Syracuse, IN	46567	State of Indiana Employees -...	13	Other Licensed Practiti...	2 in 10 miles	13	100.0	0.8	0.8	0.8	0.8
Three Rivers, MI	49093	State of Indiana Employees -...	1	Other Licensed Practiti...	2 in 10 miles	1	100.0	0.3	0.8	0.8	0.8
Upland, IN	46989	State of Indiana Employees -...	13	Other Licensed Practiti...	2 in 10 miles	13	100.0	0.6	1.0	1.4	5.2
Urbana, IN	46990	State of Indiana Employees -...	3	Other Licensed Practiti...	2 in 10 miles	3	100.0	8.0	8.0	8.0	8.0
Vandalia, MI	49095	State of Indiana Employees -...	1	Other Licensed Practiti...	2 in 10 miles	1	100.0	7.6	7.6	8.3	8.3
Vincennes, IN	47591	State of Indiana Employees -...	143	Other Licensed Practiti...	2 in 10 miles	143	100.0	1.5	1.5	1.5	1.5
Wabash, IN	46992	State of Indiana Employees -...	71	Other Licensed Practiti...	2 in 10 miles	71	100.0	0.4	0.7	0.7	0.7
Waldron, IN	46182	State of Indiana Employees -...	6	Other Licensed Practiti...	2 in 10 miles	6	100.0	9.1	9.1	9.1	9.1
Walton, IN	46994	State of Indiana Employees -...	33	Other Licensed Practiti...	2 in 10 miles	33	100.0	9.3	9.3	9.3	10.9
Warsaw, IN	46580	State of Indiana Employees -...	24	Other Licensed Practiti...	2 in 10 miles	24	100.0	1.3	1.6	1.6	1.6
	46581	State of Indiana Employees -...	2	Other Licensed Practiti...	2 in 10 miles	2	100.0	0.7	1.0	1.2	1.2
	46582	State of Indiana Employees -...	14	Other Licensed Practiti...	2 in 10 miles	14	100.0	1.6	1.8	1.8	2.2
Washington, IN	47501	State of Indiana Employees -...	75	Other Licensed Practiti...	2 in 10 miles	75	100.0	0.5	0.5	0.5	0.5
Waterloo, IN	46793	State of Indiana Employees -...	8	Other Licensed Practiti...	2 in 10 miles	8	100.0	5.4	5.4	5.4	5.4
Wawaka, IN	46794	State of Indiana Employees -...	3	Other Licensed Practiti...	2 in 10 miles	3	100.0	7.4	7.4	7.4	7.8
Waynetown, IN	47990	State of Indiana Employees -...	5	Other Licensed Practiti...	2 in 10 miles	5	100.0	9.3	9.4	9.4	9.4
Webster, IN	47392	State of Indiana Employees -...	3	Other Licensed Practiti...	2 in 10 miles	3	100.0	4.6	4.6	4.6	4.6
West Harrison, IN	47060	State of Indiana Employees -...	5	Other Licensed Practiti...	2 in 10 miles	5	100.0	3.7	4.9	5.1	5.1

February 18, 2021

Employee / Provider Groups
State of Indiana Employees -
Rural/Mixed
Other Licensed Practitioners

[illegible]

Access Detail By Zip Code

February 18, 2021

Access Analysis

Access Standards

Employee / Provider Groups

State of Indiana Employees - Rural

Other Licensed Practitioners

Employees With Access											
City	Zip Code	Employee		Provider		With Access		Average Distance			
		Group	#	Group	Standard	#	%	1	2	3	4
Akron, IN	46910	State of Indiana Employees - ...	10	Other Licensed Practiti...	2 in 15 miles	10	100.0	11.1	11.1	11.1	11.1
Annapolis, IL	62413	State of Indiana Employees - ...	1	Other Licensed Practiti...	2 in 15 miles	1	100.0	14.0	14.0	20.1	21.5
Arlington, IN	46104	State of Indiana Employees - ...	5	Other Licensed Practiti...	2 in 15 miles	5	100.0	10.6	10.6	10.7	10.7
Attica, IN	47918	State of Indiana Employees - ...	13	Other Licensed Practiti...	2 in 15 miles	13	100.0	0.4	0.4	0.4	0.4
Bainbridge, IN	46105	State of Indiana Employees - ...	15	Other Licensed Practiti...	2 in 15 miles	15	100.0	0.1	10.2	10.2	11.1
Batesville, IN	47006	State of Indiana Employees - ...	35	Other Licensed Practiti...	2 in 15 miles	35	100.0	1.4	1.4	1.4	1.4
Bedford, KY	40006	State of Indiana Employees - ...	5	Other Licensed Practiti...	2 in 15 miles	5	100.0	12.0	12.0	12.0	12.0
Bellmont, IL	62811	State of Indiana Employees - ...	1	Other Licensed Practiti...	2 in 15 miles	1	100.0	8.5	8.5	9.0	9.4
Bennington, IN	47011	State of Indiana Employees - ...	3	Other Licensed Practiti...	2 in 15 miles	3	100.0	8.1	8.1	8.1	8.1
Bloomfield, IN	47424	State of Indiana Employees - ...	40	Other Licensed Practiti...	2 in 15 miles	40	100.0	5.1	5.3	5.4	5.4
Bloomington, IN	47832	State of Indiana Employees - ...	13	Other Licensed Practiti...	2 in 15 miles	13	100.0	0.4	0.4	0.4	0.4
Bluffton, IN	46714	State of Indiana Employees - ...	44	Other Licensed Practiti...	2 in 15 miles	44	100.0	0.8	0.8	0.8	0.8
Brazil, IN	47834	State of Indiana Employees - ...	185	Other Licensed Practiti...	2 in 15 miles	185	100.0	0.9	0.9	14.5	16.3
Bridgeport, IL	62417	State of Indiana Employees - ...	6	Other Licensed Practiti...	2 in 15 miles	6	100.0	13.5	13.5	13.5	13.5
Bridgeton, IN	47836	State of Indiana Employees - ...	1	Other Licensed Practiti...	2 in 15 miles	1	100.0	10.9	10.9	10.9	10.9
Bringinghurst, IN	46913	State of Indiana Employees - ...	5	Other Licensed Practiti...	2 in 15 miles	5	100.0	12.2	12.2	12.2	12.2
Brook, IN	47922	State of Indiana Employees - ...	5	Other Licensed Practiti...	2 in 15 miles	5	100.0	14.0	14.0	14.0	14.0
Brookston, IN	47923	State of Indiana Employees - ...	18	Other Licensed Practiti...	2 in 15 miles	18	100.0	9.7	9.7	9.7	9.7
Brookville, IN	47012	State of Indiana Employees - ...	31	Other Licensed Practiti...	2 in 15 miles	31	100.0	0.5	3.8	3.8	3.8
Brownsville, IN	47325	State of Indiana Employees - ...	2	Other Licensed Practiti...	2 in 15 miles	2	100.0	6.1	6.1	6.1	6.1
Bryant, IN	47326	State of Indiana Employees - ...	2	Other Licensed Practiti...	2 in 15 miles	2	100.0	8.5	8.5	8.5	8.5
Buffalo, IN	47925	State of Indiana Employees - ...	1	Other Licensed Practiti...	2 in 15 miles	1	100.0	10.1	10.1	10.1	10.1
Burlington, IN	46915	State of Indiana Employees - ...	4	Other Licensed Practiti...	2 in 15 miles	4	100.0	12.9	12.9	12.9	12.9
Burnettsville, IN	47926	State of Indiana Employees - ...	8	Other Licensed Practiti...	2 in 15 miles	8	100.0	9.8	9.8	9.9	10.0
Burrows, IN	46916	State of Indiana Employees - ...	5	Other Licensed Practiti...	2 in 15 miles	5	100.0	12.5	12.5	12.9	13.0
Butler, IN	47223	State of Indiana Employees - ...	23	Other Licensed Practiti...	2 in 15 miles	23	100.0	10.9	10.9	10.9	10.9
Camden, IN	46917	State of Indiana Employees - ...	5	Other Licensed Practiti...	2 in 15 miles	5	100.0	10.5	10.5	10.5	10.5
Campbellsburg, IN	47108	State of Indiana Employees - ...	11	Other Licensed Practiti...	2 in 15 miles	11	100.0	10.4	12.7	13.2	13.2
Cannelton, IN	47520	State of Indiana Employees - ...	24	Other Licensed Practiti...	2 in 15 miles	24	100.0	5.5	5.5	5.5	5.5
Carbon, IN	47837	State of Indiana Employees - ...	18	Other Licensed Practiti...	2 in 15 miles	18	100.0	5.2	5.2	11.3	14.5
Carlisle, IN	47838	State of Indiana Employees - ...	39	Other Licensed Practiti...	2 in 15 miles	39	100.0	9.3	9.3	11.5	11.5
Carrollton, KY	41008	State of Indiana Employees - ...	3	Other Licensed Practiti...	2 in 15 miles	3	100.0	2.6	2.6	2.9	2.9
Carthage, IN	46115	State of Indiana Employees - ...	21	Other Licensed Practiti...	2 in 15 miles	21	100.0	13.0	13.0	13.0	13.0
Cayuga, IN	47928	State of Indiana Employees - ...	10	Other Licensed Practiti...	2 in 15 miles	10	100.0	0.8	0.8	0.8	0.8
Cedar Grove, IN	47016	State of Indiana Employees - ...	1	Other Licensed Practiti...	2 in 15 miles	1	100.0	9.1	9.1	9.6	9.6
Centerpoint, IN	47840	State of Indiana Employees - ...	13	Other Licensed Practiti...	2 in 15 miles	13	100.0	9.6	9.6	11.7	16.6
Central, IN	47110	State of Indiana Employees - ...	3	Other Licensed Practiti...	2 in 15 miles	3	100.0	8.1	8.1	8.7	8.7
Chalmers, IN	47929	State of Indiana Employees - ...	3	Other Licensed Practiti...	2 in 15 miles	3	100.0	11.0	11.0	11.0	11.0
Chrisman, IL	61924	State of Indiana Employees - ...	2	Other Licensed Practiti...	2 in 15 miles	2	100.0	13.7	13.8	13.8	13.8
Chrisney, IN	47611	State of Indiana Employees - ...	5	Other Licensed Practiti...	2 in 15 miles	5	100.0	9.3	9.3	9.5	9.5

Access Detail By Zip Code

February 18, 2021

Access Analysis
Access StandardsEmployee / Provider Groups
State of Indiana Employees - Rural
Other Licensed Practitioners

Employees With Access											
City	Zip Code	Employee		Provider		With Access		Average Distance			
		Group	#	Group	Standard	#	%	1	2	3	4
Churubusco, IN	46723	State of Indiana Employees - ...	21	Other Licensed Practiti...	2 in 15 miles	21	100.0	2.8	11.7	11.7	11.7
Clinton, IN	47842	State of Indiana Employees - ...	64	Other Licensed Practiti...	2 in 15 miles	64	100.0	1.9	1.9	2.0	2.0
Cloverdale, IN	46120	State of Indiana Employees - ...	58	Other Licensed Practiti...	2 in 15 miles	58	100.0	9.5	9.5	9.5	9.5
Cloverport, KY	40111	State of Indiana Employees - ...	1	Other Licensed Practiti...	2 in 15 miles	1	100.0	11.9	11.9	11.9	11.9
Coal City, IN	47427	State of Indiana Employees - ...	3	Other Licensed Practiti...	2 in 15 miles	3	100.0	10.1	14.3	15.4	15.4
Columbia City, IN	46725	State of Indiana Employees - ...	50	Other Licensed Practiti...	2 in 15 miles	50	100.0	0.8	0.8	0.8	0.8
Commiskey, IN	47227	State of Indiana Employees - ...	12	Other Licensed Practiti...	2 in 15 miles	12	100.0	9.9	11.4	11.6	11.6
Cory, IN	47846	State of Indiana Employees - ...	5	Other Licensed Practiti...	2 in 15 miles	5	100.0	5.5	10.4	10.6	10.6
Corydon, IN	47112	State of Indiana Employees - ...	47	Other Licensed Practiti...	2 in 15 miles	47	100.0	0.6	0.6	0.6	0.6
Covington, IN	47932	State of Indiana Employees - ...	11	Other Licensed Practiti...	2 in 15 miles	11	100.0	0.1	8.8	11.4	11.4
Cutler, IN	46920	State of Indiana Employees - ...	1	Other Licensed Practiti...	2 in 15 miles	1	100.0	12.8	12.8	12.8	12.8
Cynthiana, IN	47612	State of Indiana Employees - ...	1	Other Licensed Practiti...	2 in 15 miles	1	100.0	9.9	12.5	14.4	16.4
Dana, IN	47847	State of Indiana Employees - ...	10	Other Licensed Practiti...	2 in 15 miles	10	100.0	8.1	9.2	9.2	9.2
Delphi, IN	46923	State of Indiana Employees - ...	27	Other Licensed Practiti...	2 in 15 miles	27	100.0	2.4	2.4	2.4	2.4
Demotte, IN	46310	State of Indiana Employees - ...	25	Other Licensed Practiti...	2 in 15 miles	25	100.0	1.8	9.6	9.7	9.7
Dennison, IL	62423	State of Indiana Employees - ...	1	Other Licensed Practiti...	2 in 15 miles	1	100.0	8.1	10.1	10.1	10.1
Depauw, IN	47115	State of Indiana Employees - ...	9	Other Licensed Practiti...	2 in 15 miles	9	100.0	9.9	9.9	14.0	14.0
Dugger, IN	47848	State of Indiana Employees - ...	31	Other Licensed Practiti...	2 in 15 miles	31	100.0	7.4	7.8	8.4	8.4
Dunkirk, IN	47336	State of Indiana Employees - ...	7	Other Licensed Practiti...	2 in 15 miles	7	100.0	1.6	1.6	1.6	14.2
East Enterprise, IN	47019	State of Indiana Employees - ...	1	Other Licensed Practiti...	2 in 15 miles	1	100.0	9.1	9.1	10.4	10.5
Eaton, OH	45320	State of Indiana Employees - ...	7	Other Licensed Practiti...	2 in 15 miles	7	100.0	1.3	1.3	1.4	1.4
Eckerty, IN	47116	State of Indiana Employees - ...	7	Other Licensed Practiti...	2 in 15 miles	7	100.0	8.8	8.8	8.8	8.8
Edgerton, OH	43517	State of Indiana Employees - ...	1	Other Licensed Practiti...	2 in 15 miles	1	100.0	10.4	10.4	10.4	10.4
Eldorado, OH	45321	State of Indiana Employees - ...	1	Other Licensed Practiti...	2 in 15 miles	1	100.0	8.4	8.4	8.4	8.4
Elizabethtown, IN	47117	State of Indiana Employees - ...	5	Other Licensed Practiti...	2 in 15 miles	5	100.0	7.6	7.6	7.6	7.6
English, IN	47118	State of Indiana Employees - ...	20	Other Licensed Practiti...	2 in 15 miles	20	100.0	1.9	1.9	1.9	1.9
Evanston, IN	47531	State of Indiana Employees - ...	8	Other Licensed Practiti...	2 in 15 miles	8	100.0	2.2	9.2	9.9	9.9
Fair Oaks, IN	47943	State of Indiana Employees - ...	1	Other Licensed Practiti...	2 in 15 miles	1	100.0	10.8	14.6	15.5	15.5
Fairbanks, IN	47849	State of Indiana Employees - ...	7	Other Licensed Practiti...	2 in 15 miles	7	100.0	12.0	12.0	12.0	14.3
Falmouth, IN	46127	State of Indiana Employees - ...	3	Other Licensed Practiti...	2 in 15 miles	3	100.0	12.2	12.2	12.2	12.2
Farmersburg, IN	47850	State of Indiana Employees - ...	25	Other Licensed Practiti...	2 in 15 miles	25	100.0	9.0	9.0	9.0	10.4
Farmland, IN	47340	State of Indiana Employees - ...	15	Other Licensed Practiti...	2 in 15 miles	15	100.0	8.0	8.0	8.0	8.0
Fillmore, IN	46128	State of Indiana Employees - ...	13	Other Licensed Practiti...	2 in 15 miles	13	100.0	6.3	6.4	7.3	7.7
Flora, IN	46929	State of Indiana Employees - ...	15	Other Licensed Practiti...	2 in 15 miles	15	100.0	9.3	9.3	9.3	9.3
Florence, IN	47020	State of Indiana Employees - ...	2	Other Licensed Practiti...	2 in 15 miles	2	100.0	2.8	3.0	3.0	3.0
Fort Branch, IN	47648	State of Indiana Employees - ...	11	Other Licensed Practiti...	2 in 15 miles	11	100.0	8.0	8.0	8.4	8.4
Francisco, IN	47649	State of Indiana Employees - ...	5	Other Licensed Practiti...	2 in 15 miles	5	100.0	7.8	7.8	8.9	8.9
Freedom, IN	47431	State of Indiana Employees - ...	6	Other Licensed Practiti...	2 in 15 miles	6	100.0	9.8	9.8	10.3	10.3
French Lick, IN	47432	State of Indiana Employees - ...	15	Other Licensed Practiti...	2 in 15 miles	15	100.0	3.6	10.8	10.9	10.9
Fulton, IN	46931	State of Indiana Employees - ...	1	Other Licensed Practiti...	2 in 15 miles	1	100.0	10.2	10.2	10.5	10.5

Access Detail By Zip Code

February 18, 2021

Access Analysis
Access StandardsEmployee / Provider Groups
State of Indiana Employees - Rural
Other Licensed Practitioners

Employees With Access											
City	Zip Code	Employee		Provider		With Access		Average Distance			
		Group	#	Group	Standard	#	%	1	2	3	4
Gentryville, IN	47537	State of Indiana Employees - ...	4	Other Licensed Practiti...	2 in 15 miles	4	100.0	6.9	12.8	15.3	15.3
Ghent, KY	41045	State of Indiana Employees - ...	1	Other Licensed Practiti...	2 in 15 miles	1	100.0	4.6	4.6	4.6	4.6
Gosport, IN	47433	State of Indiana Employees - ...	20	Other Licensed Practiti...	2 in 15 miles	20	100.0	10.1	10.1	10.6	10.6
Grandview, IN	47615	State of Indiana Employees - ...	9	Other Licensed Practiti...	2 in 15 miles	9	100.0	5.6	8.0	8.0	8.1
Grantsburg, IN	47123	State of Indiana Employees - ...	2	Other Licensed Practiti...	2 in 15 miles	2	100.0	4.1	4.1	4.1	4.1
Greencastle, IN	46135	State of Indiana Employees - ...	124	Other Licensed Practiti...	2 in 15 miles	124	100.0	5.3	6.2	6.2	8.4
Grovertown, IN	46531	State of Indiana Employees - ...	4	Other Licensed Practiti...	2 in 15 miles	4	100.0	10.7	10.7	10.7	10.7
Hamlet, IN	46532	State of Indiana Employees - ...	22	Other Licensed Practiti...	2 in 15 miles	22	100.0	7.4	7.4	7.4	7.4
Hardinsburg, KY	40143	State of Indiana Employees - ...	2	Other Licensed Practiti...	2 in 15 miles	2	100.0	1.7	3.0	3.0	3.0
Harmony, IN	47853	State of Indiana Employees - ...	3	Other Licensed Practiti...	2 in 15 miles	3	100.0	2.7	2.7	14.0	16.7
Hartford City, IN	47348	State of Indiana Employees - ...	31	Other Licensed Practiti...	2 in 15 miles	31	100.0	8.1	8.6	9.5	12.5
Haubstadt, IN	47639	State of Indiana Employees - ...	12	Other Licensed Practiti...	2 in 15 miles	12	100.0	6.1	7.7	11.1	11.1
Hawesville, KY	42348	State of Indiana Employees - ...	6	Other Licensed Practiti...	2 in 15 miles	6	100.0	4.5	4.5	4.5	4.5
Hayden, IN	47245	State of Indiana Employees - ...	1	Other Licensed Practiti...	2 in 15 miles	1	100.0	7.1	7.3	7.3	7.3
Hazleton, IN	47640	State of Indiana Employees - ...	1	Other Licensed Practiti...	2 in 15 miles	1	100.0	10.5	10.5	11.8	11.8
Hillsboro, IN	47949	State of Indiana Employees - ...	5	Other Licensed Practiti...	2 in 15 miles	5	100.0	6.0	14.0	14.9	15.0
Hillsdale, IN	47854	State of Indiana Employees - ...	2	Other Licensed Practiti...	2 in 15 miles	2	100.0	4.6	9.6	9.6	9.8
Hillsdale, MI	49242	State of Indiana Employees - ...	1	Other Licensed Practiti...	2 in 15 miles	1	100.0	1.1	1.1	1.1	6.7
Howe, IN	46746	State of Indiana Employees - ...	9	Other Licensed Practiti...	2 in 15 miles	9	100.0	3.3	6.8	6.8	7.0
Hymera, IN	47855	State of Indiana Employees - ...	8	Other Licensed Practiti...	2 in 15 miles	8	100.0	6.4	9.9	9.9	9.9
Idaville, IN	47950	State of Indiana Employees - ...	4	Other Licensed Practiti...	2 in 15 miles	4	100.0	6.7	6.8	6.8	6.8
Irvington, KY	40146	State of Indiana Employees - ...	2	Other Licensed Practiti...	2 in 15 miles	2	100.0	10.4	13.7	13.7	13.7
Jasonville, IN	47438	State of Indiana Employees - ...	57	Other Licensed Practiti...	2 in 15 miles	57	100.0	0.4	10.7	11.1	11.8
Kempton, IN	46049	State of Indiana Employees - ...	4	Other Licensed Practiti...	2 in 15 miles	4	100.0	10.2	10.2	10.7	11.5
Kewanna, IN	46939	State of Indiana Employees - ...	11	Other Licensed Practiti...	2 in 15 miles	11	100.0	11.8	11.8	11.8	11.8
Keystone, IN	46759	State of Indiana Employees - ...	1	Other Licensed Practiti...	2 in 15 miles	1	100.0	12.3	12.3	12.3	12.3
Kingman, IN	47952	State of Indiana Employees - ...	18	Other Licensed Practiti...	2 in 15 miles	18	100.0	10.2	10.2	10.2	10.2
Knightsville, IN	47857	State of Indiana Employees - ...	4	Other Licensed Practiti...	2 in 15 miles	4	100.0	1.2	1.2	15.6	16.2
Knox, IN	46534	State of Indiana Employees - ...	37	Other Licensed Practiti...	2 in 15 miles	37	100.0	0.5	0.5	0.8	0.8
Laconia, IN	47135	State of Indiana Employees - ...	1	Other Licensed Practiti...	2 in 15 miles	1	100.0	8.5	10.1	10.1	10.1
LaGrange, IN	46761	State of Indiana Employees - ...	17	Other Licensed Practiti...	2 in 15 miles	17	100.0	2.5	2.6	2.6	2.6
Lake Village, IN	46349	State of Indiana Employees - ...	8	Other Licensed Practiti...	2 in 15 miles	8	100.0	10.5	11.0	11.0	11.3
Lamar, IN	47550	State of Indiana Employees - ...	5	Other Licensed Practiti...	2 in 15 miles	5	100.0	4.1	5.3	11.5	15.9
Lanesville, IN	47136	State of Indiana Employees - ...	6	Other Licensed Practiti...	2 in 15 miles	6	100.0	1.4	4.6	9.3	9.3
Larwill, IN	46764	State of Indiana Employees - ...	1	Other Licensed Practiti...	2 in 15 miles	1	100.0	8.5	8.5	8.5	8.5
Laurel, IN	47024	State of Indiana Employees - ...	10	Other Licensed Practiti...	2 in 15 miles	10	100.0	11.1	11.1	11.1	11.1
Lawrenceville, IL	62439	State of Indiana Employees - ...	10	Other Licensed Practiti...	2 in 15 miles	10	100.0	10.4	10.4	10.4	10.4
Leavenworth, IN	47137	State of Indiana Employees - ...	8	Other Licensed Practiti...	2 in 15 miles	8	100.0	11.4	11.4	11.4	11.4
Lewisburg, OH	45338	State of Indiana Employees - ...	3	Other Licensed Practiti...	2 in 15 miles	3	100.0	6.4	6.7	6.7	6.7
Lewisport, KY	42351	State of Indiana Employees - ...	3	Other Licensed Practiti...	2 in 15 miles	3	100.0	1.4	7.6	7.6	7.6

Access Detail By Zip Code

February 18, 2021

Access Analysis
Access StandardsEmployee / Provider Groups
State of Indiana Employees - Rural
Other Licensed Practitioners

Employees With Access											
City	Zip Code	Employee		Provider		With Access		Average Distance			
		Group	#	Group	Standard	#	%	1	2	3	4
Liberty Center, IN	46766	State of Indiana Employees - ...	1	Other Licensed Practiti...	2 in 15 miles	1	100.0	7.3	7.3	7.3	7.3
Liberty, IN	47353	State of Indiana Employees - ...	40	Other Licensed Practiti...	2 in 15 miles	40	100.0	11.0	11.0	12.4	12.8
Lincoln City, IN	47552	State of Indiana Employees - ...	4	Other Licensed Practiti...	2 in 15 miles	4	100.0	3.9	11.9	17.5	17.8
Linton, IN	47441	State of Indiana Employees - ...	122	Other Licensed Practiti...	2 in 15 miles	122	100.0	0.8	1.2	2.3	2.3
Loogootee, IN	47553	State of Indiana Employees - ...	18	Other Licensed Practiti...	2 in 15 miles	18	100.0	0.2	0.2	7.5	12.7
Lynn, IN	47355	State of Indiana Employees - ...	17	Other Licensed Practiti...	2 in 15 miles	17	100.0	8.9	9.7	10.2	10.8
Lyons, IN	47443	State of Indiana Employees - ...	13	Other Licensed Practiti...	2 in 15 miles	13	100.0	6.2	6.2	6.2	6.9
Manilla, IN	46150	State of Indiana Employees - ...	3	Other Licensed Practiti...	2 in 15 miles	3	100.0	9.3	9.3	9.3	9.3
Marengo, IN	47140	State of Indiana Employees - ...	14	Other Licensed Practiti...	2 in 15 miles	14	100.0	8.5	8.5	8.5	8.5
Marshall, IL	62441	State of Indiana Employees - ...	8	Other Licensed Practiti...	2 in 15 miles	8	100.0	0.4	0.4	0.4	0.4
Marshall, IN	47859	State of Indiana Employees - ...	13	Other Licensed Practiti...	2 in 15 miles	13	100.0	4.7	4.7	4.7	4.7
Martinsville, IL	62442	State of Indiana Employees - ...	2	Other Licensed Practiti...	2 in 15 miles	2	100.0	14.7	14.7	14.7	14.7
Mauckport, IN	47142	State of Indiana Employees - ...	1	Other Licensed Practiti...	2 in 15 miles	1	100.0	4.7	4.7	4.7	4.7
Mays, IN	46155	State of Indiana Employees - ...	3	Other Licensed Practiti...	2 in 15 miles	3	100.0	8.6	8.6	8.6	8.6
Mecca, IN	47860	State of Indiana Employees - ...	3	Other Licensed Practiti...	2 in 15 miles	3	100.0	7.1	8.1	8.1	8.1
Medaryville, IN	47957	State of Indiana Employees - ...	7	Other Licensed Practiti...	2 in 15 miles	7	100.0	7.1	14.4	15.3	15.4
Mellott, IN	47958	State of Indiana Employees - ...	1	Other Licensed Practiti...	2 in 15 miles	1	100.0	10.2	12.0	12.0	12.0
Merom, IN	47861	State of Indiana Employees - ...	5	Other Licensed Practiti...	2 in 15 miles	5	100.0	10.8	10.8	12.8	12.8
Metamora, IN	47030	State of Indiana Employees - ...	5	Other Licensed Practiti...	2 in 15 miles	5	100.0	8.2	8.9	8.9	8.9
Milan, IN	47031	State of Indiana Employees - ...	19	Other Licensed Practiti...	2 in 15 miles	19	100.0	14.0	14.0	14.0	14.0
Milltown, IN	47145	State of Indiana Employees - ...	8	Other Licensed Practiti...	2 in 15 miles	8	100.0	9.6	9.6	9.6	9.6
Milroy, IN	46156	State of Indiana Employees - ...	8	Other Licensed Practiti...	2 in 15 miles	8	100.0	9.1	9.1	9.8	10.3
Milton, KY	40045	State of Indiana Employees - ...	8	Other Licensed Practiti...	2 in 15 miles	8	100.0	4.2	4.2	4.2	4.2
Modoc, IN	47358	State of Indiana Employees - ...	2	Other Licensed Practiti...	2 in 15 miles	2	100.0	14.5	14.5	14.5	14.5
Mongo, IN	46771	State of Indiana Employees - ...	1	Other Licensed Practiti...	2 in 15 miles	1	100.0	8.2	8.4	8.4	9.3
Monon, IN	47959	State of Indiana Employees - ...	6	Other Licensed Practiti...	2 in 15 miles	6	100.0	7.7	13.3	13.3	13.3
Monterey, IN	46960	State of Indiana Employees - ...	6	Other Licensed Practiti...	2 in 15 miles	6	100.0	0.6	11.8	11.8	11.8
Montezuma, IN	47862	State of Indiana Employees - ...	16	Other Licensed Practiti...	2 in 15 miles	16	100.0	3.2	7.9	7.9	7.9
Monticello, IN	47960	State of Indiana Employees - ...	83	Other Licensed Practiti...	2 in 15 miles	83	100.0	5.1	5.2	5.2	6.5
Morganfield, KY	42437	State of Indiana Employees - ...	2	Other Licensed Practiti...	2 in 15 miles	2	100.0	1.9	1.9	2.1	2.1
Morgantown, IN	46160	State of Indiana Employees - ...	48	Other Licensed Practiti...	2 in 15 miles	48	100.0	10.9	11.5	11.5	11.5
Mount Ayr, IN	47964	State of Indiana Employees - ...	4	Other Licensed Practiti...	2 in 15 miles	4	100.0	8.4	9.3	9.3	9.3
Mount Carmel, IL	62863	State of Indiana Employees - ...	5	Other Licensed Practiti...	2 in 15 miles	5	100.0	2.7	3.1	3.3	3.3
Mount Vernon, IN	47620	State of Indiana Employees - ...	41	Other Licensed Practiti...	2 in 15 miles	41	100.0	2.3	2.3	2.3	14.2
Napoleon, IN	47034	State of Indiana Employees - ...	1	Other Licensed Practiti...	2 in 15 miles	1	100.0	11.9	11.9	11.9	11.9
Nashville, IN	47448	State of Indiana Employees - ...	43	Other Licensed Practiti...	2 in 15 miles	43	100.0	0.6	0.6	0.6	0.6
New Harmony, IN	47631	State of Indiana Employees - ...	7	Other Licensed Practiti...	2 in 15 miles	7	100.0	14.7	14.7	14.7	16.6
New Paris, OH	45347	State of Indiana Employees - ...	6	Other Licensed Practiti...	2 in 15 miles	6	100.0	6.5	6.5	6.5	6.5
New Salisbury, IN	47161	State of Indiana Employees - ...	3	Other Licensed Practiti...	2 in 15 miles	3	100.0	8.3	8.3	9.0	9.0
Newberry, IN	47449	State of Indiana Employees - ...	3	Other Licensed Practiti...	2 in 15 miles	3	100.0	4.4	8.0	8.1	8.2

Access Detail By Zip Code

February 18, 2021

Access Analysis
Access StandardsEmployee / Provider Groups
State of Indiana Employees - Rural
Other Licensed Practitioners

Employees With Access											
City	Zip Code	Employee		Provider		With Access		Average Distance			
		Group	#	Group	Standard	#	%	1	2	3	4
Newport, IN	47966	State of Indiana Employees - ...	5	Other Licensed Practiti...	2 in 15 miles	5	100.0	7.0	7.0	7.0	7.0
North Judson, IN	46366	State of Indiana Employees - ...	27	Other Licensed Practiti...	2 in 15 miles	27	100.0	0.5	12.4	12.4	12.7
North Vernon, IN	47265	State of Indiana Employees - ...	131	Other Licensed Practiti...	2 in 15 miles	131	100.0	7.3	7.3	7.3	7.3
Oakland City, IN	47660	State of Indiana Employees - ...	11	Other Licensed Practiti...	2 in 15 miles	11	100.0	13.6	13.6	14.6	14.6
Oakwood, OH	45873	State of Indiana Employees - ...	1	Other Licensed Practiti...	2 in 15 miles	1	100.0	10.3	10.3	11.8	11.8
Oblong, IL	62449	State of Indiana Employees - ...	2	Other Licensed Practiti...	2 in 15 miles	2	100.0	1.5	1.5	13.7	25.6
Oldenburg, IN	47036	State of Indiana Employees - ...	2	Other Licensed Practiti...	2 in 15 miles	2	100.0	6.6	6.6	6.6	6.6
Orleans, IN	47452	State of Indiana Employees - ...	16	Other Licensed Practiti...	2 in 15 miles	16	100.0	0.3	3.7	5.7	7.1
Osgood, IN	47037	State of Indiana Employees - ...	21	Other Licensed Practiti...	2 in 15 miles	21	100.0	14.1	14.1	14.1	14.1
Ossian, IN	46777	State of Indiana Employees - ...	23	Other Licensed Practiti...	2 in 15 miles	23	100.0	8.0	8.4	8.4	8.4
Otterbein, IN	47970	State of Indiana Employees - ...	8	Other Licensed Practiti...	2 in 15 miles	8	100.0	0.8	0.8	0.8	0.8
Otwell, IN	47564	State of Indiana Employees - ...	4	Other Licensed Practiti...	2 in 15 miles	4	100.0	11.2	11.3	12.6	12.6
Owensburg, IN	47453	State of Indiana Employees - ...	2	Other Licensed Practiti...	2 in 15 miles	2	100.0	9.8	12.7	13.6	15.6
Owensville, IN	47665	State of Indiana Employees - ...	6	Other Licensed Practiti...	2 in 15 miles	6	100.0	11.3	11.7	11.7	11.9
Oxford, IN	47971	State of Indiana Employees - ...	9	Other Licensed Practiti...	2 in 15 miles	9	100.0	0.6	9.1	9.1	9.1
Palmyra, IN	47164	State of Indiana Employees - ...	6	Other Licensed Practiti...	2 in 15 miles	6	100.0	13.5	13.5	13.5	13.5
Paoli, IN	47454	State of Indiana Employees - ...	36	Other Licensed Practiti...	2 in 15 miles	36	100.0	3.1	3.2	3.2	3.2
Paris Crossing, IN	47270	State of Indiana Employees - ...	8	Other Licensed Practiti...	2 in 15 miles	8	100.0	9.4	11.8	11.8	11.8
Paris, IL	61944	State of Indiana Employees - ...	3	Other Licensed Practiti...	2 in 15 miles	3	100.0	1.2	1.2	1.2	1.2
Parker City, IN	47368	State of Indiana Employees - ...	11	Other Licensed Practiti...	2 in 15 miles	11	100.0	10.0	10.1	10.1	10.1
Patoka, IN	47666	State of Indiana Employees - ...	5	Other Licensed Practiti...	2 in 15 miles	5	100.0	4.3	4.3	4.3	4.3
Patricksburg, IN	47455	State of Indiana Employees - ...	1	Other Licensed Practiti...	2 in 15 miles	1	100.0	10.2	10.2	10.6	10.6
Patriot, IN	47038	State of Indiana Employees - ...	2	Other Licensed Practiti...	2 in 15 miles	2	100.0	7.5	7.5	7.5	7.5
Paulding, OH	45879	State of Indiana Employees - ...	1	Other Licensed Practiti...	2 in 15 miles	1	100.0	1.1	1.1	18.7	18.7
Paxton, IN	47865	State of Indiana Employees - ...	1	Other Licensed Practiti...	2 in 15 miles	1	100.0	5.8	5.8	8.0	8.0
Pekin, IN	47165	State of Indiana Employees - ...	11	Other Licensed Practiti...	2 in 15 miles	11	100.0	10.0	10.0	10.0	10.0
Pennville, IN	47369	State of Indiana Employees - ...	1	Other Licensed Practiti...	2 in 15 miles	1	100.0	13.4	13.4	13.4	13.4
Perrysville, IN	47974	State of Indiana Employees - ...	3	Other Licensed Practiti...	2 in 15 miles	3	100.0	8.3	8.6	8.6	8.6
Petersburg, IN	47567	State of Indiana Employees - ...	15	Other Licensed Practiti...	2 in 15 miles	15	100.0	0.9	1.0	17.1	17.2
Petroleum, IN	46778	State of Indiana Employees - ...	1	Other Licensed Practiti...	2 in 15 miles	1	100.0	7.4	7.4	7.4	7.4
Pine Village, IN	47975	State of Indiana Employees - ...	1	Other Licensed Practiti...	2 in 15 miles	1	100.0	4.9	10.4	10.4	10.4
Poneto, IN	46781	State of Indiana Employees - ...	5	Other Licensed Practiti...	2 in 15 miles	5	100.0	8.0	8.0	8.0	8.0
Portland, IN	47371	State of Indiana Employees - ...	32	Other Licensed Practiti...	2 in 15 miles	32	100.0	1.6	1.6	1.6	1.6
Princeton, IN	47670	State of Indiana Employees - ...	19	Other Licensed Practiti...	2 in 15 miles	19	100.0	0.1	0.1	1.3	1.3
Quincy, IN	47456	State of Indiana Employees - ...	7	Other Licensed Practiti...	2 in 15 miles	7	100.0	14.0	14.0	14.5	14.5
Ramsey, IN	47166	State of Indiana Employees - ...	9	Other Licensed Practiti...	2 in 15 miles	9	100.0	6.6	6.6	10.8	10.8
Redkey, IN	47373	State of Indiana Employees - ...	3	Other Licensed Practiti...	2 in 15 miles	3	100.0	4.9	4.9	4.9	14.1
Reelsville, IN	46171	State of Indiana Employees - ...	14	Other Licensed Practiti...	2 in 15 miles	14	100.0	8.2	8.4	8.4	11.5
Remington, IN	47977	State of Indiana Employees - ...	5	Other Licensed Practiti...	2 in 15 miles	5	100.0	11.3	11.3	11.3	11.3
Rensselaer, IN	47978	State of Indiana Employees - ...	47	Other Licensed Practiti...	2 in 15 miles	47	100.0	1.6	1.6	1.6	1.6

Access Detail By Zip Code

February 18, 2021

Access Analysis
Access StandardsEmployee / Provider Groups
State of Indiana Employees - Rural
Other Licensed Practitioners

Employees With Access											
City	Zip Code	Employee		Provider		With Access		Average Distance			
		Group	#	Group	Standard	#	%	1	2	3	4
Reynolds, IN	47980	State of Indiana Employees - ...	4	Other Licensed Practiti...	2 in 15 miles	4	100.0	6.2	6.2	6.2	6.2
Richland, IN	47634	State of Indiana Employees - ...	12	Other Licensed Practiti...	2 in 15 miles	12	100.0	9.4	9.4	9.8	9.8
Ridgeville, IN	47380	State of Indiana Employees - ...	7	Other Licensed Practiti...	2 in 15 miles	7	100.0	9.9	9.9	9.9	9.9
Rising Sun, IN	47040	State of Indiana Employees - ...	10	Other Licensed Practiti...	2 in 15 miles	10	100.0	6.4	11.0	11.0	11.0
Roachdale, IN	46172	State of Indiana Employees - ...	11	Other Licensed Practiti...	2 in 15 miles	11	100.0	5.5	5.8	15.2	15.2
Robinson, IL	62454	State of Indiana Employees - ...	2	Other Licensed Practiti...	2 in 15 miles	2	100.0	8.8	8.8	22.3	22.7
Rochester, IN	46975	State of Indiana Employees - ...	63	Other Licensed Practiti...	2 in 15 miles	63	100.0	0.7	0.7	0.9	0.9
Rockport, IN	47635	State of Indiana Employees - ...	25	Other Licensed Practiti...	2 in 15 miles	25	100.0	1.6	1.6	1.6	1.6
Rockville, IN	47872	State of Indiana Employees - ...	91	Other Licensed Practiti...	2 in 15 miles	91	100.0	5.0	5.0	5.0	5.0
Rome, IN	47574	State of Indiana Employees - ...	3	Other Licensed Practiti...	2 in 15 miles	3	100.0	10.5	10.5	10.5	10.5
Rosedale, IN	47874	State of Indiana Employees - ...	19	Other Licensed Practiti...	2 in 15 miles	19	100.0	8.4	8.4	8.4	8.4
Rushville, IN	46173	State of Indiana Employees - ...	56	Other Licensed Practiti...	2 in 15 miles	56	100.0	0.3	1.0	1.0	1.1
Saint Bernice, IN	47875	State of Indiana Employees - ...	1	Other Licensed Practiti...	2 in 15 miles	1	100.0	10.1	10.1	10.2	10.2
Saint Croix, IN	47576	State of Indiana Employees - ...	5	Other Licensed Practiti...	2 in 15 miles	2	40.0	14.3	14.3	14.3	14.3
Saint Francisville...	62460	State of Indiana Employees - ...	1	Other Licensed Practiti...	2 in 15 miles	1	100.0	10.6	10.6	10.6	10.6
Saint Meinrad, IN	47577	State of Indiana Employees - ...	3	Other Licensed Practiti...	2 in 15 miles	3	100.0	9.1	12.1	15.3	15.3
Salem, IN	47167	State of Indiana Employees - ...	64	Other Licensed Practiti...	2 in 15 miles	64	100.0	0.8	0.8	0.8	0.8
San Pierre, IN	46374	State of Indiana Employees - ...	9	Other Licensed Practiti...	2 in 15 miles	9	100.0	7.5	8.2	8.2	8.2
Santa Claus, IN	47579	State of Indiana Employees - ...	7	Other Licensed Practiti...	2 in 15 miles	7	100.0	0.1	8.2	14.6	18.2
Scipio, IN	47273	State of Indiana Employees - ...	13	Other Licensed Practiti...	2 in 15 miles	13	100.0	9.0	9.3	9.3	10.0
Sharpsville, IN	46068	State of Indiana Employees - ...	5	Other Licensed Practiti...	2 in 15 miles	5	100.0	6.1	6.1	6.3	6.3
Shelburn, IN	47879	State of Indiana Employees - ...	44	Other Licensed Practiti...	2 in 15 miles	44	100.0	4.8	4.8	4.8	6.6
Shipshewana, IN	46565	State of Indiana Employees - ...	3	Other Licensed Practiti...	2 in 15 miles	3	100.0	7.2	9.5	9.7	9.7
Shoals, IN	47581	State of Indiana Employees - ...	13	Other Licensed Practiti...	2 in 15 miles	13	100.0	7.8	7.8	15.0	15.3
Solsberry, IN	47459	State of Indiana Employees - ...	5	Other Licensed Practiti...	2 in 15 miles	5	100.0	12.8	13.7	14.0	14.1
South Whitley, IN	46787	State of Indiana Employees - ...	4	Other Licensed Practiti...	2 in 15 miles	4	100.0	11.6	11.6	11.9	11.9
Spencer, IN	47460	State of Indiana Employees - ...	47	Other Licensed Practiti...	2 in 15 miles	47	100.0	0.4	0.4	0.5	0.5
Star City, IN	46985	State of Indiana Employees - ...	13	Other Licensed Practiti...	2 in 15 miles	13	100.0	7.9	7.9	7.9	7.9
Staunton, IN	47881	State of Indiana Employees - ...	5	Other Licensed Practiti...	2 in 15 miles	5	100.0	6.8	6.8	11.0	11.0
Sullivan, IN	47882	State of Indiana Employees - ...	123	Other Licensed Practiti...	2 in 15 miles	123	100.0	0.3	0.3	2.1	2.1
Sumava Resorts,...	46379	State of Indiana Employees - ...	1	Other Licensed Practiti...	2 in 15 miles	1	100.0	9.6	9.6	10.2	10.3
Sumner, IL	62466	State of Indiana Employees - ...	1	Other Licensed Practiti...	2 in 15 miles	1	100.0	11.1	11.3	12.2	12.4
Sunman, IN	47041	State of Indiana Employees - ...	7	Other Licensed Practiti...	2 in 15 miles	7	100.0	9.9	9.9	10.5	10.5
Switz City, IN	47465	State of Indiana Employees - ...	8	Other Licensed Practiti...	2 in 15 miles	8	100.0	4.3	4.3	4.3	5.0
Taswell, IN	47175	State of Indiana Employees - ...	11	Other Licensed Practiti...	2 in 15 miles	11	100.0	6.9	6.9	6.9	6.9
Tell City, IN	47586	State of Indiana Employees - ...	122	Other Licensed Practiti...	2 in 15 miles	122	100.0	2.5	2.5	2.5	2.5
Tipton, IN	46072	State of Indiana Employees - ...	36	Other Licensed Practiti...	2 in 15 miles	36	100.0	0.8	0.8	1.6	11.5
Topeka, IN	46571	State of Indiana Employees - ...	2	Other Licensed Practiti...	2 in 15 miles	2	100.0	12.1	12.3	12.8	12.8
Troy, IN	47588	State of Indiana Employees - ...	3	Other Licensed Practiti...	2 in 15 miles	3	100.0	4.9	4.9	4.9	4.9
Union City, IN	47390	State of Indiana Employees - ...	11	Other Licensed Practiti...	2 in 15 miles	11	100.0	8.3	9.6	10.0	10.3

February 18, 2021

Access Analysis
Access Standards
Employee / Provider Groups
State of Indiana Employees - Rural
Other Licensed Practitioners

[illegible]

Access Detail By Zip Code

February 18, 2021

Access Analysis

Access Standards

Employee / Provider Groups

State of Indiana Employees - Out of State

Other Licensed Practitioners

Employees With Access											
City	Zip Code	Employee		Provider		With Access		Average Distance			
		Group	#	Group	Standard	#	%	1	2	3	4
Ashmore, IL	61912	State of Indiana Employees - ...	1	Other Licensed Practiti...	2 in 10 miles	1	100.0	9.5	9.8	9.9	9.9
Aurora, IL	60505	State of Indiana Employees - ...	1	Other Licensed Practiti...	2 in 10 miles	1	100.0	0.9	0.9	0.9	0.9
Beaufort, NC	28516	State of Indiana Employees - ...	1	Other Licensed Practiti...	2 in 10 miles	1	100.0	6.3	6.4	6.7	6.7
Beaver Dam, KY	42320	State of Indiana Employees - ...	1	Other Licensed Practiti...	2 in 10 miles	1	100.0	2.3	2.3	2.3	2.3
Bowling Green, KY	42101	State of Indiana Employees - ...	1	Other Licensed Practiti...	2 in 10 miles	1	100.0	0.2	0.2	1.4	1.4
Bradenton, FL	34209	State of Indiana Employees - ...	1	Other Licensed Practiti...	2 in 10 miles	1	100.0	0.4	0.4	0.6	0.7
Brookville, OH	45309	State of Indiana Employees - ...	2	Other Licensed Practiti...	2 in 10 miles	2	100.0	0.6	0.6	0.6	0.6
Campbellsburg, KY	40011	State of Indiana Employees - ...	3	Other Licensed Practiti...	2 in 10 miles	3	100.0	6.4	6.4	6.4	6.6
Cape Coral, FL	33993	State of Indiana Employees - ...	1	Other Licensed Practiti...	2 in 10 miles	1	100.0	4.5	4.5	5.0	6.7
Champaign, IL	61820	State of Indiana Employees - ...	1	Other Licensed Practiti...	2 in 10 miles	1	100.0	0.2	0.2	0.2	0.2
Columbia, SC	29223	State of Indiana Employees - ...	1	Other Licensed Practiti...	2 in 10 miles	1	100.0	0.8	1.3	1.3	1.7
Dayton, OH	45414	State of Indiana Employees - ...	1	Other Licensed Practiti...	2 in 10 miles	1	100.0	0.9	0.9	0.9	0.9
Englewood, FL	34223	State of Indiana Employees - ...	1	Other Licensed Practiti...	2 in 10 miles	1	100.0	2.7	3.3	4.2	4.2
Eureka Springs,...	72632	State of Indiana Employees - ...	1	Other Licensed Practiti...	2 in 10 miles	1	100.0	0.3	6.5	7.5	7.5
Fairborn, OH	45324	State of Indiana Employees - ...	1	Other Licensed Practiti...	2 in 10 miles	1	100.0	1.6	1.8	1.8	1.8
Fairfield, IL	62837	State of Indiana Employees - ...	1	Other Licensed Practiti...	2 in 10 miles	1	100.0	0.6	0.6	17.0	17.0
Fort Jennings, OH	45844	State of Indiana Employees - ...	1	Other Licensed Practiti...	2 in 10 miles	1	100.0	8.0	8.0	8.0	8.0
Fort Lauderdale,...	33334	State of Indiana Employees - ...	1	Other Licensed Practiti...	2 in 10 miles	1	100.0	0.2	0.8	0.9	0.9
Fort Myers, FL	33908	State of Indiana Employees - ...	1	Other Licensed Practiti...	2 in 10 miles	1	100.0	0.6	0.6	0.6	0.6
	33913	State of Indiana Employees - ...	1	Other Licensed Practiti...	2 in 10 miles	1	100.0	1.1	7.1	7.7	8.0
	33919	State of Indiana Employees - ...	1	Other Licensed Practiti...	2 in 10 miles	1	100.0	0.6	0.6	0.6	0.6
Gill, MA	01354	State of Indiana Employees - ...	1	Other Licensed Practiti...	2 in 10 miles	1	100.0	4.5	4.8	4.8	4.8
Grand Blanc, MI	48439	State of Indiana Employees - ...	1	Other Licensed Practiti...	2 in 10 miles	1	100.0	0.8	1.4	1.7	1.7
Gulf Shores, AL	36542	State of Indiana Employees - ...	1	Other Licensed Practiti...	2 in 10 miles	1	100.0	3.7	3.7	3.8	4.4
Hartford, KY	42347	State of Indiana Employees - ...	1	Other Licensed Practiti...	2 in 10 miles	1	100.0	4.5	4.5	4.5	4.6
Houston, TX	77090	State of Indiana Employees - ...	1	Other Licensed Practiti...	2 in 10 miles	1	100.0	0.5	0.5	0.5	0.5
Hudson, IL	61748	State of Indiana Employees - ...	1	Other Licensed Practiti...	2 in 10 miles	1	100.0	6.7	6.7	6.7	6.9
Irmo, SC	29063	State of Indiana Employees - ...	1	Other Licensed Practiti...	2 in 10 miles	1	100.0	0.9	2.4	2.4	2.7
Jackson, NJ	08527	State of Indiana Employees - ...	1	Other Licensed Practiti...	2 in 10 miles	1	100.0	1.2	1.2	1.2	1.2
Jasper, TN	37347	State of Indiana Employees - ...	1	Other Licensed Practiti...	2 in 10 miles	1	100.0	1.2	1.2	1.2	1.2
Keller, TX	76244	State of Indiana Employees - ...	1	Other Licensed Practiti...	2 in 10 miles	1	100.0	1.7	1.7	1.7	1.7
Langhorne, PA	19047	State of Indiana Employees - ...	1	Other Licensed Practiti...	2 in 10 miles	1	100.0	0.9	1.2	1.4	1.4
Leitchfield, KY	42754	State of Indiana Employees - ...	1	Other Licensed Practiti...	2 in 10 miles	1	100.0	1.1	1.1	1.1	1.1
Lexington, KY	40502	State of Indiana Employees - ...	1	Other Licensed Practiti...	2 in 10 miles	1	100.0	1.5	1.5	1.5	1.5
Lexington, NC	27292	State of Indiana Employees - ...	1	Other Licensed Practiti...	2 in 10 miles	1	100.0	4.5	4.5	4.5	4.5
Madisonville, KY	42431	State of Indiana Employees - ...	1	Other Licensed Practiti...	2 in 10 miles	1	100.0	0.5	0.5	0.5	0.5
Mansfield, OH	44906	State of Indiana Employees - ...	1	Other Licensed Practiti...	2 in 10 miles	1	100.0	1.3	1.4	1.4	1.4
Marco Island, FL	34145	State of Indiana Employees - ...	1	Other Licensed Practiti...	2 in 10 miles	1	100.0	1.1	1.1	1.1	1.1
McKinney, TX	75069	State of Indiana Employees - ...	1	Other Licensed Practiti...	2 in 10 miles	1	100.0	1.0	1.0	1.2	1.2
Mendocino, CA	95460	State of Indiana Employees - ...	2	Other Licensed Practiti...	2 in 10 miles	2	100.0	5.8	8.5	9.3	12.0

Access Detail By Zip Code

February 18, 2021

Access Analysis
 Access Standards
 Employee / Provider Groups
 State of Indiana Employees - Out of State
 Other Licensed Practitioners

Employees With Access											
City	Zip Code	Employee		Provider		With Access		Average Distance			
		Group	#	Group	Standard	#	%	1	2	3	4
Middlesex, NC	27557	State of Indiana Employees - ...	1	Other Licensed Practiti...	2 in 10 miles	1	100.0	1.3	7.2	9.2	9.2
Miller Place, NY	11764	State of Indiana Employees - ...	1	Other Licensed Practiti...	2 in 10 miles	1	100.0	0.6	0.8	0.8	0.8
Myrtle Beach, SC	29579	State of Indiana Employees - ...	1	Other Licensed Practiti...	2 in 10 miles	1	100.0	1.7	3.2	3.4	3.7
Naples, FL	34110	State of Indiana Employees - ...	1	Other Licensed Practiti...	2 in 10 miles	1	100.0	1.4	1.5	1.5	1.9
	34116	State of Indiana Employees - ...	1	Other Licensed Practiti...	2 in 10 miles	1	100.0	1.0	1.3	2.1	2.1
New Berlin, WI	53146	State of Indiana Employees - ...	1	Other Licensed Practiti...	2 in 10 miles	1	100.0	3.1	3.1	3.1	3.1
Ocala, FL	34471	State of Indiana Employees - ...	1	Other Licensed Practiti...	2 in 10 miles	1	100.0	0.4	0.7	0.9	0.9
Olney, IL	62450	State of Indiana Employees - ...	1	Other Licensed Practiti...	2 in 10 miles	1	100.0	0.5	0.5	0.6	1.7
Orange City, FL	32763	State of Indiana Employees - ...	1	Other Licensed Practiti...	2 in 10 miles	1	100.0	0.7	0.7	0.7	0.7
Orlando, FL	32839	State of Indiana Employees - ...	1	Other Licensed Practiti...	2 in 10 miles	1	100.0	1.4	1.8	1.8	1.8
Osprey, FL	34229	State of Indiana Employees - ...	1	Other Licensed Practiti...	2 in 10 miles	1	100.0	0.7	2.7	2.7	3.2
Pahrump, NV	89048	State of Indiana Employees - ...	1	Other Licensed Practiti...	2 in 10 miles	1	100.0	1.6	1.6	1.6	1.9
Pittsburgh, PA	15221	State of Indiana Employees - ...	1	Other Licensed Practiti...	2 in 10 miles	1	100.0	0.6	0.9	0.9	1.0
Pomona, CA	91766	State of Indiana Employees - ...	1	Other Licensed Practiti...	2 in 10 miles	1	100.0	2.8	2.9	2.9	2.9
Portage, IN	46368	State of Indiana Employees - ...	1	Other Licensed Practiti...	2 in 10 miles	1	100.0	1.1	1.1	1.1	1.1
Punta Gorda, FL	33982	State of Indiana Employees - ...	1	Other Licensed Practiti...	2 in 10 miles	1	100.0	4.9	4.9	5.2	5.2
Riderwood, MD	21139	State of Indiana Employees - ...	1	Other Licensed Practiti...	2 in 10 miles	1	100.0	0.5	0.5	0.5	0.5
Rio Grande, NJ	08242	State of Indiana Employees - ...	1	Other Licensed Practiti...	2 in 10 miles	1	100.0	0.4	4.2	5.3	5.5
Robertsdale, AL	36567	State of Indiana Employees - ...	1	Other Licensed Practiti...	2 in 10 miles	1	100.0	4.1	6.3	8.3	11.5
Rogers, AR	72756	State of Indiana Employees - ...	1	Other Licensed Practiti...	2 in 10 miles	1	100.0	2.1	2.1	2.1	2.1
Saint Cloud, FL	34772	State of Indiana Employees - ...	1	Other Licensed Practiti...	2 in 10 miles	1	100.0	1.8	1.9	3.0	3.0
Santa Monica, CA	90405	State of Indiana Employees - ...	1	Other Licensed Practiti...	2 in 10 miles	1	100.0	0.8	0.9	1.2	1.2
Scottsville, KY	42164	State of Indiana Employees - ...	1	Other Licensed Practiti...	2 in 10 miles	1	100.0	1.3	1.3	1.3	1.3
Somerset, KY	42503	State of Indiana Employees - ...	1	Other Licensed Practiti...	2 in 10 miles	1	100.0	0.3	0.3	0.3	0.3
Southport, NC	28461	State of Indiana Employees - ...	1	Other Licensed Practiti...	2 in 10 miles	1	100.0	1.0	1.6	1.7	4.1
Stafford, VA	22554	State of Indiana Employees - ...	1	Other Licensed Practiti...	2 in 10 miles	1	100.0	1.6	1.6	1.6	1.6
Starkville, MS	39759	State of Indiana Employees - ...	1	Other Licensed Practiti...	2 in 10 miles	1	100.0	1.1	1.1	1.1	1.3
Sugar Grove, IL	60554	State of Indiana Employees - ...	1	Other Licensed Practiti...	2 in 10 miles	1	100.0	0.0	0.0	1.5	2.8
Temple, TX	76504	State of Indiana Employees - ...	1	Other Licensed Practiti...	2 in 10 miles	1	100.0	1.6	1.8	1.8	1.8
The Villages, FL	32163	State of Indiana Employees - ...	1	Other Licensed Practiti...	2 in 10 miles	1	100.0	3.0	3.1	3.3	4.5
Toledo, OH	43623	State of Indiana Employees - ...	2	Other Licensed Practiti...	2 in 10 miles	2	100.0	0.3	0.3	0.3	0.3
Woodville, OH	43469	State of Indiana Employees - ...	1	Other Licensed Practiti...	2 in 10 miles	1	100.0	0.2	5.6	14.2	14.2
Xenia, OH	45385	State of Indiana Employees - ...	1	Other Licensed Practiti...	2 in 10 miles	1	100.0	0.1	0.1	0.1	0.1
Grand Totals		State of Indiana Employees - ...	78	Other Licensed Practiti...	2 in 10 miles	78	100.0	2.0	2.6	3.1	3.4

Access Detail By Zip Code

February 18, 2021

Access Analysis
Access Standards
Employee / Provider Groups
State of Indiana Employees - Urban
Licensed Chemical Dependency
Counselors

Employees With Access											
City	Zip Code	Employee		Provider		With Access		Average Distance			
		Group	#	Group	Standard	#	%	1	2	3	4
Alsip, IL	60803	State of Indiana Employees - ...	1	Licensed Chemical De...	2 in 5 miles	1	100.0	2.4	2.4	2.4	3.2
Anderson, IN	46011	State of Indiana Employees - ...	130	Licensed Chemical De...	2 in 5 miles	130	100.0	2.7	3.0	3.0	3.0
	46012	State of Indiana Employees - ...	104	Licensed Chemical De...	2 in 5 miles	104	100.0	1.9	2.0	2.0	2.0
	46013	State of Indiana Employees - ...	129	Licensed Chemical De...	2 in 5 miles	129	100.0	1.5	2.6	2.6	2.6
	46016	State of Indiana Employees - ...	74	Licensed Chemical De...	2 in 5 miles	74	100.0	0.1	0.1	0.1	0.1
	46017	State of Indiana Employees - ...	42	Licensed Chemical De...	2 in 5 miles	42	100.0	2.8	3.3	3.3	3.6
	46018	State of Indiana Employees - ...	1	Licensed Chemical De...	2 in 5 miles	1	100.0	1.8	1.8	1.8	1.8
Avon, IN	46123	State of Indiana Employees - ...	238	Licensed Chemical De...	2 in 5 miles	238	100.0	0.6	1.0	1.4	1.4
Beech Grove, IN	46107	State of Indiana Employees - ...	92	Licensed Chemical De...	2 in 5 miles	92	100.0	2.7	4.2	4.3	4.4
Benton Harbor, MI	49022	State of Indiana Employees - ...	2	Licensed Chemical De...	2 in 5 miles	2	100.0	3.0	3.0	3.0	3.0
Berrien Springs, MI	49103	State of Indiana Employees - ...	1	Licensed Chemical De...	2 in 5 miles	1	100.0	1.6	2.9	11.5	13.4
Bloomington, IN	47401	State of Indiana Employees - ...	61	Licensed Chemical De...	2 in 5 miles	61	100.0	1.3	3.0	3.1	3.2
	47402	State of Indiana Employees - ...	1	Licensed Chemical De...	2 in 5 miles	1	100.0	0.3	0.3	0.6	1.0
	47403	State of Indiana Employees - ...	75	Licensed Chemical De...	2 in 5 miles	74	98.7	0.2	0.6	1.2	1.3
	47404	State of Indiana Employees - ...	48	Licensed Chemical De...	2 in 5 miles	48	100.0	1.8	2.5	2.5	2.9
	47407	State of Indiana Employees - ...	1	Licensed Chemical De...	2 in 5 miles	1	100.0	2.4	2.5	2.5	3.2
	47408	State of Indiana Employees - ...	46	Licensed Chemical De...	2 in 5 miles	1	2.2	1.4	1.8	1.8	2.5
Brownsburg, IN	46112	State of Indiana Employees - ...	226	Licensed Chemical De...	2 in 5 miles	226	100.0	0.8	0.9	1.1	1.8
Burlington, KY	41005	State of Indiana Employees - ...	3	Licensed Chemical De...	2 in 5 miles	3	100.0	1.2	1.2	4.2	4.2
Calumet City, IL	60409	State of Indiana Employees - ...	2	Licensed Chemical De...	2 in 5 miles	2	100.0	1.7	1.7	1.8	1.8
Camby, IN	46113	State of Indiana Employees - ...	123	Licensed Chemical De...	2 in 5 miles	123	100.0	3.5	3.8	3.8	4.0
Carmel, IN	46032	State of Indiana Employees - ...	180	Licensed Chemical De...	2 in 5 miles	180	100.0	0.2	0.5	0.9	1.8
	46033	State of Indiana Employees - ...	137	Licensed Chemical De...	2 in 5 miles	137	100.0	1.0	1.3	1.7	1.9
	46082	State of Indiana Employees - ...	1	Licensed Chemical De...	2 in 5 miles	1	100.0	0.7	1.4	1.4	1.5
Chicago Heights,...	60411	State of Indiana Employees - ...	2	Licensed Chemical De...	2 in 5 miles	2	100.0	3.2	4.0	4.2	4.2
Chicago, IL	60605	State of Indiana Employees - ...	1	Licensed Chemical De...	2 in 5 miles	1	100.0	0.4	0.7	0.7	0.7
	60607	State of Indiana Employees - ...	1	Licensed Chemical De...	2 in 5 miles	1	100.0	0.6	0.7	0.7	0.7
	60609	State of Indiana Employees - ...	1	Licensed Chemical De...	2 in 5 miles	1	100.0	2.9	3.4	3.4	3.4
	60617	State of Indiana Employees - ...	3	Licensed Chemical De...	2 in 5 miles	3	100.0	3.6	4.0	4.4	5.2
	60623	State of Indiana Employees - ...	1	Licensed Chemical De...	2 in 5 miles	1	100.0	1.2	1.2	1.2	1.2
	60628	State of Indiana Employees - ...	1	Licensed Chemical De...	2 in 5 miles	1	100.0	3.3	3.5	3.6	3.6
	60633	State of Indiana Employees - ...	1	Licensed Chemical De...	2 in 5 miles	1	100.0	3.8	3.8	3.8	3.9
	60636	State of Indiana Employees - ...	3	Licensed Chemical De...	2 in 5 miles	3	100.0	1.8	3.9	3.9	3.9
	60641	State of Indiana Employees - ...	1	Licensed Chemical De...	2 in 5 miles	1	100.0	0.4	1.3	2.2	3.3
	60643	State of Indiana Employees - ...	5	Licensed Chemical De...	2 in 5 miles	5	100.0	1.3	1.6	1.6	1.6
	60649	State of Indiana Employees - ...	1	Licensed Chemical De...	2 in 5 miles	1	100.0	1.0	1.3	1.5	3.6
Cincinnati, OH	45224	State of Indiana Employees - ...	1	Licensed Chemical De...	2 in 5 miles	1	100.0	0.6	1.0	1.3	1.5
	45230	State of Indiana Employees - ...	1	Licensed Chemical De...	2 in 5 miles	1	100.0	0.7	2.1	2.1	2.1
	45231	State of Indiana Employees - ...	1	Licensed Chemical De...	2 in 5 miles	1	100.0	0.7	1.6	2.0	2.1
	45238	State of Indiana Employees - ...	1	Licensed Chemical De...	2 in 5 miles	1	100.0	1.0	1.7	1.7	1.7

Access Detail By Zip Code

February 18, 2021

Access Analysis
Access StandardsEmployee / Provider Groups
State of Indiana Employees - Urban
Licensed Chemical Dependency
Counselors

Employees With Access											
City	Zip Code	Employee		Provider		With Access		Average Distance			
		Group	#	Group	Standard	#	%	1	2	3	4
Cincinnati, OH	45239	State of Indiana Employees - ...	1	Licensed Chemical De...	2 in 5 miles	1	100.0	1.4	1.4	1.6	1.6
	45247	State of Indiana Employees - ...	1	Licensed Chemical De...	2 in 5 miles	1	100.0	2.3	2.4	2.7	2.7
	45251	State of Indiana Employees - ...	1	Licensed Chemical De...	2 in 5 miles	1	100.0	0.8	3.8	3.8	4.1
Clarksville, IN	47129	State of Indiana Employees - ...	14	Licensed Chemical De...	2 in 5 miles	14	100.0	2.5	2.5	2.5	2.8
Country Club Hill...	60478	State of Indiana Employees - ...	1	Licensed Chemical De...	2 in 5 miles	1	100.0	3.1	3.2	3.3	3.3
Crown Point, IN	46307	State of Indiana Employees - ...	84	Licensed Chemical De...	2 in 5 miles	84	100.0	1.2	3.1	3.3	3.8
	46308	State of Indiana Employees - ...	1	Licensed Chemical De...	2 in 5 miles	1	100.0	0.5	2.7	3.2	3.2
Danville, IN	46122	State of Indiana Employees - ...	85	Licensed Chemical De...	2 in 5 miles	85	100.0	1.8	1.8	2.8	3.8
Dyer, IN	46311	State of Indiana Employees - ...	9	Licensed Chemical De...	2 in 5 miles	9	100.0	2.0	2.0	2.0	2.0
East Chicago, IN	46312	State of Indiana Employees - ...	29	Licensed Chemical De...	2 in 5 miles	29	100.0	2.3	2.3	2.3	2.3
Elizabethtown, KY	42701	State of Indiana Employees - ...	1	Licensed Chemical De...	2 in 5 miles	1	100.0	1.1	2.1	2.1	2.1
Elkhart, IN	46514	State of Indiana Employees - ...	32	Licensed Chemical De...	2 in 5 miles	32	100.0	0.8	1.7	2.5	3.4
	46515	State of Indiana Employees - ...	1	Licensed Chemical De...	2 in 5 miles	1	100.0	1.8	2.1	2.1	2.1
	46516	State of Indiana Employees - ...	31	Licensed Chemical De...	2 in 5 miles	31	100.0	1.5	2.1	2.3	2.3
	46517	State of Indiana Employees - ...	19	Licensed Chemical De...	2 in 5 miles	19	100.0	0.7	1.3	1.3	1.3
Elwood, IN	46036	State of Indiana Employees - ...	37	Licensed Chemical De...	2 in 5 miles	37	100.0	0.2	1.4	1.4	1.4
Evansville, IN	47708	State of Indiana Employees - ...	3	Licensed Chemical De...	2 in 5 miles	3	100.0	0.3	0.3	0.3	0.3
	47710	State of Indiana Employees - ...	45	Licensed Chemical De...	2 in 5 miles	45	100.0	2.2	2.2	2.2	2.2
	47711	State of Indiana Employees - ...	63	Licensed Chemical De...	2 in 5 miles	63	100.0	1.9	1.9	1.9	1.9
	47712	State of Indiana Employees - ...	57	Licensed Chemical De...	2 in 5 miles	57	100.0	1.9	4.7	4.7	5.0
	47713	State of Indiana Employees - ...	31	Licensed Chemical De...	2 in 5 miles	31	100.0	0.7	0.7	1.4	1.4
	47714	State of Indiana Employees - ...	109	Licensed Chemical De...	2 in 5 miles	109	100.0	1.4	1.5	1.5	1.8
	47715	State of Indiana Employees - ...	80	Licensed Chemical De...	2 in 5 miles	80	100.0	0.3	0.7	1.0	1.0
	47719	State of Indiana Employees - ...	1	Licensed Chemical De...	2 in 5 miles	1	100.0	1.3	1.3	1.3	1.3
Fairfield, OH	45014	State of Indiana Employees - ...	3	Licensed Chemical De...	2 in 5 miles	3	100.0	1.1	1.1	1.1	1.1
Fishers, IN	46037	State of Indiana Employees - ...	179	Licensed Chemical De...	2 in 5 miles	179	100.0	2.8	3.5	3.8	4.4
	46038	State of Indiana Employees - ...	247	Licensed Chemical De...	2 in 5 miles	247	100.0	1.2	2.7	2.8	3.5
Florence, KY	41042	State of Indiana Employees - ...	4	Licensed Chemical De...	2 in 5 miles	4	100.0	0.9	0.9	0.9	0.9
Flossmoor, IL	60422	State of Indiana Employees - ...	1	Licensed Chemical De...	2 in 5 miles	1	100.0	1.8	1.9	2.7	2.9
Fort Wayne, IN	46802	State of Indiana Employees - ...	15	Licensed Chemical De...	2 in 5 miles	15	100.0	0.5	0.6	1.2	1.5
	46803	State of Indiana Employees - ...	10	Licensed Chemical De...	2 in 5 miles	10	100.0	1.4	1.7	1.7	1.7
	46804	State of Indiana Employees - ...	52	Licensed Chemical De...	2 in 5 miles	52	100.0	0.7	1.1	1.8	1.9
	46805	State of Indiana Employees - ...	33	Licensed Chemical De...	2 in 5 miles	33	100.0	0.4	0.4	0.7	0.7
	46806	State of Indiana Employees - ...	46	Licensed Chemical De...	2 in 5 miles	46	100.0	2.0	2.0	2.0	2.0
	46807	State of Indiana Employees - ...	34	Licensed Chemical De...	2 in 5 miles	34	100.0	0.5	0.5	0.8	1.5
	46808	State of Indiana Employees - ...	32	Licensed Chemical De...	2 in 5 miles	32	100.0	0.9	2.1	2.1	2.1
	46809	State of Indiana Employees - ...	14	Licensed Chemical De...	2 in 5 miles	14	100.0	3.7	3.7	4.6	4.6
	46814	State of Indiana Employees - ...	20	Licensed Chemical De...	2 in 5 miles	20	100.0	2.3	3.7	3.8	4.0
	46815	State of Indiana Employees - ...	57	Licensed Chemical De...	2 in 5 miles	57	100.0	1.7	2.2	3.1	3.1
	46818	State of Indiana Employees - ...	28	Licensed Chemical De...	2 in 5 miles	28	100.0	3.1	4.0	4.1	5.2

Access Detail By Zip Code

February 18, 2021

Access Analysis
Access Standards
Employee / Provider Groups
State of Indiana Employees - Urban
Licensed Chemical Dependency
Counselors

Employees With Access											
City	Zip Code	Employee		Provider		With Access		Average Distance			
		Group	#	Group	Standard	#	%	1	2	3	4
Fort Wayne, IN	46819	State of Indiana Employees - ...	22	Licensed Chemical De...	2 in 5 miles	22	100.0	3.7	3.7	4.2	4.8
	46825	State of Indiana Employees - ...	62	Licensed Chemical De...	2 in 5 miles	62	100.0	1.2	1.7	1.7	1.8
	46835	State of Indiana Employees - ...	69	Licensed Chemical De...	2 in 5 miles	69	100.0	0.5	2.5	2.9	2.9
	46845	State of Indiana Employees - ...	48	Licensed Chemical De...	2 in 5 miles	48	100.0	0.9	1.5	1.9	1.9
	46896	State of Indiana Employees - ...	1	Licensed Chemical De...	2 in 5 miles	1	100.0	2.8	2.8	2.8	2.8
Franklin, IN	46899	State of Indiana Employees - ...	1	Licensed Chemical De...	2 in 5 miles	1	100.0	3.3	3.3	4.2	4.9
	46131	State of Indiana Employees - ...	169	Licensed Chemical De...	2 in 5 miles	169	100.0	1.9	2.2	2.2	2.2
Ft Mitchell, KY	41017	State of Indiana Employees - ...	1	Licensed Chemical De...	2 in 5 miles	1	100.0	0.7	0.7	0.7	0.7
Gary, IN	46401	State of Indiana Employees - ...	6	Licensed Chemical De...	2 in 5 miles	6	100.0	3.0	3.0	3.0	3.0
	46402	State of Indiana Employees - ...	8	Licensed Chemical De...	2 in 5 miles	8	100.0	1.1	2.9	2.9	2.9
	46403	State of Indiana Employees - ...	47	Licensed Chemical De...	2 in 5 miles	47	100.0	4.0	4.4	4.4	5.7
	46404	State of Indiana Employees - ...	42	Licensed Chemical De...	2 in 5 miles	42	100.0	1.5	3.8	3.8	3.8
	46407	State of Indiana Employees - ...	28	Licensed Chemical De...	2 in 5 miles	28	100.0	1.7	1.7	1.7	2.5
	46408	State of Indiana Employees - ...	41	Licensed Chemical De...	2 in 5 miles	41	100.0	2.6	2.6	2.6	3.5
	46409	State of Indiana Employees - ...	23	Licensed Chemical De...	2 in 5 miles	23	100.0	1.2	1.2	1.2	3.4
Glenwood, IL	60425	State of Indiana Employees - ...	1	Licensed Chemical De...	2 in 5 miles	1	100.0	3.3	3.3	3.8	4.1
Goshen, IN	46526	State of Indiana Employees - ...	27	Licensed Chemical De...	2 in 5 miles	27	100.0	0.9	1.5	1.8	2.5
	46527	State of Indiana Employees - ...	1	Licensed Chemical De...	2 in 5 miles	1	100.0	0.3	0.4	0.7	1.0
	46528	State of Indiana Employees - ...	16	Licensed Chemical De...	2 in 5 miles	16	100.0	1.1	1.1	1.6	1.9
Greenwood, IN	46142	State of Indiana Employees - ...	212	Licensed Chemical De...	2 in 5 miles	212	100.0	1.3	1.3	1.3	1.3
	46143	State of Indiana Employees - ...	376	Licensed Chemical De...	2 in 5 miles	376	100.0	1.6	1.8	1.8	2.0
Griffith, IN	46319	State of Indiana Employees - ...	26	Licensed Chemical De...	2 in 5 miles	26	100.0	3.7	3.7	4.6	5.0
Hamilton, OH	45011	State of Indiana Employees - ...	1	Licensed Chemical De...	2 in 5 miles	1	100.0	1.3	1.4	2.1	2.2
	45013	State of Indiana Employees - ...	1	Licensed Chemical De...	2 in 5 miles	1	100.0	1.9	2.4	2.4	3.4
	45015	State of Indiana Employees - ...	1	Licensed Chemical De...	2 in 5 miles	1	100.0	0.3	1.0	1.1	1.4
Hammond, IN	46320	State of Indiana Employees - ...	12	Licensed Chemical De...	2 in 5 miles	12	100.0	0.7	0.7	0.7	1.2
	46323	State of Indiana Employees - ...	32	Licensed Chemical De...	2 in 5 miles	32	100.0	2.6	2.6	3.3	3.8
	46324	State of Indiana Employees - ...	30	Licensed Chemical De...	2 in 5 miles	30	100.0	1.5	2.6	2.6	2.6
	46327	State of Indiana Employees - ...	11	Licensed Chemical De...	2 in 5 miles	11	100.0	1.8	2.0	2.0	2.0
Harvey, IL	60426	State of Indiana Employees - ...	1	Licensed Chemical De...	2 in 5 miles	1	100.0	0.6	2.6	3.0	3.3
Hazel Crest, IL	60429	State of Indiana Employees - ...	1	Licensed Chemical De...	2 in 5 miles	1	100.0	1.3	1.7	2.3	2.3
Hebron, KY	41048	State of Indiana Employees - ...	1	Licensed Chemical De...	2 in 5 miles	1	100.0	4.8	4.8	8.0	8.2
Highland, IN	46322	State of Indiana Employees - ...	21	Licensed Chemical De...	2 in 5 miles	21	100.0	0.9	0.9	1.8	2.3
Hobart, IN	46342	State of Indiana Employees - ...	99	Licensed Chemical De...	2 in 5 miles	99	100.0	1.9	1.9	5.6	5.6
Huntertown, IN	46748	State of Indiana Employees - ...	7	Licensed Chemical De...	2 in 5 miles	7	100.0	3.5	4.6	4.6	4.9
Indianapolis, IN	46201	State of Indiana Employees - ...	209	Licensed Chemical De...	2 in 5 miles	209	100.0	1.8	1.8	2.2	2.4
	46202	State of Indiana Employees - ...	163	Licensed Chemical De...	2 in 5 miles	163	100.0	0.4	0.4	0.4	0.4
	46203	State of Indiana Employees - ...	238	Licensed Chemical De...	2 in 5 miles	238	100.0	2.3	2.3	2.3	2.3
	46204	State of Indiana Employees - ...	91	Licensed Chemical De...	2 in 5 miles	91	100.0	0.2	0.5	0.7	0.7
	46205	State of Indiana Employees - ...	242	Licensed Chemical De...	2 in 5 miles	242	100.0	0.4	0.9	0.9	0.9

Access Detail By Zip Code

February 18, 2021

Access Analysis
Access StandardsEmployee / Provider Groups
State of Indiana Employees - Urban
Licensed Chemical Dependency
Counselors

Employees With Access											
City	Zip Code	Employee		Provider		With Access		Average Distance			
		Group	#	Group	Standard	#	%	1	2	3	4
Indianapolis, IN	46206	State of Indiana Employees - ...	10	Licensed Chemical De...	2 in 5 miles	10	100.0	1.0	1.2	1.3	1.3
	46208	State of Indiana Employees - ...	144	Licensed Chemical De...	2 in 5 miles	144	100.0	0.4	0.4	0.4	0.4
	46214	State of Indiana Employees - ...	201	Licensed Chemical De...	2 in 5 miles	201	100.0	1.6	1.6	1.6	1.6
	46216	State of Indiana Employees - ...	17	Licensed Chemical De...	2 in 5 miles	17	100.0	0.2	2.1	2.1	2.1
	46217	State of Indiana Employees - ...	286	Licensed Chemical De...	2 in 5 miles	286	100.0	1.3	1.3	1.3	1.3
	46218	State of Indiana Employees - ...	116	Licensed Chemical De...	2 in 5 miles	116	100.0	0.3	0.3	0.3	0.3
	46219	State of Indiana Employees - ...	290	Licensed Chemical De...	2 in 5 miles	290	100.0	1.0	1.0	1.0	1.0
	46220	State of Indiana Employees - ...	380	Licensed Chemical De...	2 in 5 miles	380	100.0	0.7	0.8	1.0	1.5
	46221	State of Indiana Employees - ...	170	Licensed Chemical De...	2 in 5 miles	170	100.0	3.1	3.2	4.9	5.4
	46222	State of Indiana Employees - ...	140	Licensed Chemical De...	2 in 5 miles	140	100.0	0.9	1.7	1.7	1.7
	46224	State of Indiana Employees - ...	227	Licensed Chemical De...	2 in 5 miles	227	100.0	0.4	0.5	0.7	0.7
	46225	State of Indiana Employees - ...	50	Licensed Chemical De...	2 in 5 miles	50	100.0	1.2	1.2	1.2	1.2
	46226	State of Indiana Employees - ...	242	Licensed Chemical De...	2 in 5 miles	242	100.0	0.3	2.0	2.1	2.1
	46227	State of Indiana Employees - ...	310	Licensed Chemical De...	2 in 5 miles	310	100.0	0.8	0.9	0.9	0.9
	46228	State of Indiana Employees - ...	124	Licensed Chemical De...	2 in 5 miles	124	100.0	2.9	3.0	3.0	3.0
	46229	State of Indiana Employees - ...	177	Licensed Chemical De...	2 in 5 miles	177	100.0	1.3	1.7	1.7	1.7
	46231	State of Indiana Employees - ...	70	Licensed Chemical De...	2 in 5 miles	70	100.0	1.7	2.0	3.7	4.2
	46234	State of Indiana Employees - ...	214	Licensed Chemical De...	2 in 5 miles	214	100.0	2.2	2.2	2.3	2.3
	46235	State of Indiana Employees - ...	188	Licensed Chemical De...	2 in 5 miles	188	100.0	1.7	1.7	1.7	1.7
	46236	State of Indiana Employees - ...	182	Licensed Chemical De...	2 in 5 miles	182	100.0	1.0	1.0	1.3	4.3
	46237	State of Indiana Employees - ...	291	Licensed Chemical De...	2 in 5 miles	291	100.0	0.8	0.8	0.8	0.8
	46239	State of Indiana Employees - ...	251	Licensed Chemical De...	2 in 5 miles	251	100.0	3.6	4.0	4.9	4.9
	46240	State of Indiana Employees - ...	120	Licensed Chemical De...	2 in 5 miles	120	100.0	0.7	1.3	1.3	1.8
	46241	State of Indiana Employees - ...	158	Licensed Chemical De...	2 in 5 miles	158	100.0	0.1	0.1	0.1	0.1
	46242	State of Indiana Employees - ...	2	Licensed Chemical De...	2 in 5 miles	2	100.0	0.6	0.6	0.6	0.6
	46247	State of Indiana Employees - ...	3	Licensed Chemical De...	2 in 5 miles	3	100.0	2.0	2.0	2.0	2.0
	46250	State of Indiana Employees - ...	162	Licensed Chemical De...	2 in 5 miles	162	100.0	0.9	0.9	1.5	1.5
	46253	State of Indiana Employees - ...	1	Licensed Chemical De...	2 in 5 miles	1	100.0	0.8	1.2	2.2	3.1
	46254	State of Indiana Employees - ...	304	Licensed Chemical De...	2 in 5 miles	304	100.0	1.9	2.4	2.5	2.7
	46256	State of Indiana Employees - ...	179	Licensed Chemical De...	2 in 5 miles	179	100.0	1.3	1.3	1.3	1.3
	46259	State of Indiana Employees - ...	82	Licensed Chemical De...	2 in 5 miles	1	1.2	2.9	2.9	2.9	2.9
	46260	State of Indiana Employees - ...	177	Licensed Chemical De...	2 in 5 miles	177	100.0	0.9	0.9	0.9	0.9
	46268	State of Indiana Employees - ...	160	Licensed Chemical De...	2 in 5 miles	160	100.0	2.3	2.6	3.2	3.7
	46277	State of Indiana Employees - ...	1	Licensed Chemical De...	2 in 5 miles	1	100.0	0.4	0.4	0.6	0.6
	46278	State of Indiana Employees - ...	61	Licensed Chemical De...	2 in 5 miles	61	100.0	1.9	4.0	4.6	4.8
	46280	State of Indiana Employees - ...	41	Licensed Chemical De...	2 in 5 miles	41	100.0	0.7	1.1	1.5	2.3
Jeffersonville, IN	47130	State of Indiana Employees - ...	73	Licensed Chemical De...	2 in 5 miles	73	100.0	0.4	0.4	0.5	0.5
	47131	State of Indiana Employees - ...	1	Licensed Chemical De...	2 in 5 miles	1	100.0	0.2	0.2	0.2	0.2
La Porte, IN	46350	State of Indiana Employees - ...	214	Licensed Chemical De...	2 in 5 miles	45	21.0	0.6	0.9	0.9	8.9
	46352	State of Indiana Employees - ...	1	Licensed Chemical De...	2 in 5 miles	1	100.0	0.2	0.3	0.3	9.6

Access Detail By Zip Code

February 18, 2021

Access Analysis
Access Standards
Employee / Provider Groups
State of Indiana Employees - Urban
Licensed Chemical Dependency
Counselors

Employees With Access											
City	Zip Code	Employee		Provider		With Access		Average Distance			
		Group	#	Group	Standard	#	%	1	2	3	4
Lafayette, IN	47901	State of Indiana Employees - ...	9	Licensed Chemical De...	2 in 5 miles	9	100.0	0.1	0.1	0.1	0.9
	47902	State of Indiana Employees - ...	4	Licensed Chemical De...	2 in 5 miles	4	100.0	0.2	0.2	0.2	1.1
	47903	State of Indiana Employees - ...	3	Licensed Chemical De...	2 in 5 miles	3	100.0	0.2	0.2	0.7	0.7
	47904	State of Indiana Employees - ...	38	Licensed Chemical De...	2 in 5 miles	38	100.0	0.4	0.5	0.5	0.5
	47905	State of Indiana Employees - ...	102	Licensed Chemical De...	2 in 5 miles	102	100.0	2.3	2.3	2.4	2.8
	47909	State of Indiana Employees - ...	93	Licensed Chemical De...	2 in 5 miles	93	100.0	3.3	4.0	4.2	4.2
Lake Station, IN	46405	State of Indiana Employees - ...	41	Licensed Chemical De...	2 in 5 miles	41	100.0	2.7	2.7	3.4	3.4
Lansing, IL	60438	State of Indiana Employees - ...	3	Licensed Chemical De...	2 in 5 miles	3	100.0	0.8	2.6	2.9	2.9
Lapel, IN	46051	State of Indiana Employees - ...	9	Licensed Chemical De...	2 in 5 miles	9	100.0	4.8	4.8	4.8	4.8
Louisville, KY	40203	State of Indiana Employees - ...	2	Licensed Chemical De...	2 in 5 miles	2	100.0	0.5	0.6	0.6	0.7
	40204	State of Indiana Employees - ...	1	Licensed Chemical De...	2 in 5 miles	1	100.0	0.4	0.4	0.4	0.4
	40205	State of Indiana Employees - ...	2	Licensed Chemical De...	2 in 5 miles	2	100.0	0.9	1.4	1.4	1.4
	40207	State of Indiana Employees - ...	2	Licensed Chemical De...	2 in 5 miles	2	100.0	0.5	0.5	0.6	1.9
	40208	State of Indiana Employees - ...	2	Licensed Chemical De...	2 in 5 miles	2	100.0	0.9	1.9	2.0	2.1
	40211	State of Indiana Employees - ...	1	Licensed Chemical De...	2 in 5 miles	1	100.0	1.4	1.5	1.7	1.7
	40214	State of Indiana Employees - ...	1	Licensed Chemical De...	2 in 5 miles	1	100.0	0.6	1.8	3.2	3.4
	40215	State of Indiana Employees - ...	1	Licensed Chemical De...	2 in 5 miles	1	100.0	1.6	2.7	3.8	4.2
	40217	State of Indiana Employees - ...	2	Licensed Chemical De...	2 in 5 miles	2	100.0	1.0	1.0	1.0	1.0
	40218	State of Indiana Employees - ...	2	Licensed Chemical De...	2 in 5 miles	2	100.0	0.2	0.2	0.9	0.9
	40220	State of Indiana Employees - ...	1	Licensed Chemical De...	2 in 5 miles	1	100.0	2.1	2.1	2.1	2.1
	40222	State of Indiana Employees - ...	3	Licensed Chemical De...	2 in 5 miles	3	100.0	0.1	0.5	0.5	0.5
	40223	State of Indiana Employees - ...	2	Licensed Chemical De...	2 in 5 miles	2	100.0	1.3	1.4	1.5	1.5
	40241	State of Indiana Employees - ...	1	Licensed Chemical De...	2 in 5 miles	1	100.0	0.5	1.0	1.0	1.0
	40242	State of Indiana Employees - ...	1	Licensed Chemical De...	2 in 5 miles	1	100.0	0.9	0.9	1.5	1.5
	40243	State of Indiana Employees - ...	1	Licensed Chemical De...	2 in 5 miles	1	100.0	0.3	0.3	1.0	1.1
	40245	State of Indiana Employees - ...	1	Licensed Chemical De...	2 in 5 miles	1	100.0	4.2	4.2	5.0	5.3
	40258	State of Indiana Employees - ...	1	Licensed Chemical De...	2 in 5 miles	1	100.0	2.1	3.6	5.1	5.9
	40272	State of Indiana Employees - ...	3	Licensed Chemical De...	2 in 5 miles	3	100.0	2.2	4.9	7.8	8.6
	40299	State of Indiana Employees - ...	3	Licensed Chemical De...	2 in 5 miles	3	100.0	3.1	3.2	4.6	4.8
Markham, IL	60428	State of Indiana Employees - ...	2	Licensed Chemical De...	2 in 5 miles	2	100.0	2.4	3.4	3.7	4.2
Matteson, IL	60443	State of Indiana Employees - ...	1	Licensed Chemical De...	2 in 5 miles	1	100.0	1.4	2.4	2.5	3.9
Merrillville, IN	46410	State of Indiana Employees - ...	127	Licensed Chemical De...	2 in 5 miles	127	100.0	1.3	1.8	1.8	1.8
	46411	State of Indiana Employees - ...	2	Licensed Chemical De...	2 in 5 miles	2	100.0	0.3	0.5	1.4	1.7
Michigan City, IN	46360	State of Indiana Employees - ...	319	Licensed Chemical De...	2 in 5 miles	319	100.0	1.4	1.5	1.7	2.0
	46361	State of Indiana Employees - ...	3	Licensed Chemical De...	2 in 5 miles	3	100.0	0.2	0.4	0.7	2.5
Mishawaka, IN	46544	State of Indiana Employees - ...	53	Licensed Chemical De...	2 in 5 miles	53	100.0	1.6	2.2	2.2	2.4
	46545	State of Indiana Employees - ...	34	Licensed Chemical De...	2 in 5 miles	34	100.0	1.7	3.3	3.8	4.1
	46546	State of Indiana Employees - ...	1	Licensed Chemical De...	2 in 5 miles	1	100.0	0.1	0.7	1.0	1.0
Muncie, IN	47302	State of Indiana Employees - ...	66	Licensed Chemical De...	2 in 5 miles	66	100.0	2.2	2.6	3.5	3.7
	47303	State of Indiana Employees - ...	61	Licensed Chemical De...	2 in 5 miles	61	100.0	1.7	1.8	2.2	2.7

Access Detail By Zip Code

February 18, 2021

Access Analysis

Access Standards

Employee / Provider Groups

State of Indiana Employees - Urban

Licensed Chemical Dependency
Counselors

Employees With Access											
City	Zip Code	Employee		Provider		With Access		Average Distance			
		Group	#	Group	Standard	#	%	1	2	3	4
Muncie, IN	47304	State of Indiana Employees - ...	114	Licensed Chemical De...	2 in 5 miles	114	100.0	1.1	1.6	2.2	2.2
	47305	State of Indiana Employees - ...	8	Licensed Chemical De...	2 in 5 miles	8	100.0	0.2	0.3	1.8	1.9
	47307	State of Indiana Employees - ...	1	Licensed Chemical De...	2 in 5 miles	1	100.0	1.1	1.6	1.9	2.1
Munster, IN	46321	State of Indiana Employees - ...	19	Licensed Chemical De...	2 in 5 miles	19	100.0	0.3	0.5	0.6	0.6
New Lenox, IL	60451	State of Indiana Employees - ...	1	Licensed Chemical De...	2 in 5 miles	1	100.0	0.5	0.8	1.9	1.9
Niles, MI	49120	State of Indiana Employees - ...	14	Licensed Chemical De...	2 in 5 miles	14	100.0	1.0	1.9	1.9	4.7
Noblesville, IN	46060	State of Indiana Employees - ...	159	Licensed Chemical De...	2 in 5 miles	159	100.0	2.8	2.8	2.8	2.8
	46061	State of Indiana Employees - ...	2	Licensed Chemical De...	2 in 5 miles	2	100.0	0.9	0.9	0.9	0.9
	46062	State of Indiana Employees - ...	116	Licensed Chemical De...	2 in 5 miles	116	100.0	2.7	2.7	3.5	3.8
Osceola, IN	46561	State of Indiana Employees - ...	12	Licensed Chemical De...	2 in 5 miles	12	100.0	2.7	3.5	4.8	5.9
Owensboro, KY	42301	State of Indiana Employees - ...	6	Licensed Chemical De...	2 in 5 miles	6	100.0	2.3	2.4	2.7	3.0
	42303	State of Indiana Employees - ...	5	Licensed Chemical De...	2 in 5 miles	5	100.0	1.9	2.3	2.3	2.3
Oxford, OH	45056	State of Indiana Employees - ...	1	Licensed Chemical De...	2 in 5 miles	1	100.0	0.8	0.8	1.2	13.0
Park Forest, IL	60466	State of Indiana Employees - ...	1	Licensed Chemical De...	2 in 5 miles	1	100.0	0.5	2.8	3.4	4.1
Plainfield, IN	46168	State of Indiana Employees - ...	284	Licensed Chemical De...	2 in 5 miles	284	100.0	0.2	0.2	1.3	3.0
Portage, IN	46368	State of Indiana Employees - ...	174	Licensed Chemical De...	2 in 5 miles	174	100.0	1.9	1.9	1.9	2.4
Richton Park, IL	60471	State of Indiana Employees - ...	1	Licensed Chemical De...	2 in 5 miles	1	100.0	2.4	2.8	4.2	4.3
Saint Joseph, MI	49085	State of Indiana Employees - ...	2	Licensed Chemical De...	2 in 5 miles	2	100.0	2.3	2.4	2.4	2.7
Saint Mary of the...	47876	State of Indiana Employees - ...	1	Licensed Chemical De...	2 in 5 miles	1	100.0	4.6	4.7	4.8	4.8
Schererville, IN	46375	State of Indiana Employees - ...	19	Licensed Chemical De...	2 in 5 miles	19	100.0	1.2	4.0	4.0	4.0
South Bend, IN	46601	State of Indiana Employees - ...	11	Licensed Chemical De...	2 in 5 miles	11	100.0	0.8	0.8	0.8	0.8
	46613	State of Indiana Employees - ...	14	Licensed Chemical De...	2 in 5 miles	14	100.0	1.7	2.2	2.2	2.2
	46614	State of Indiana Employees - ...	67	Licensed Chemical De...	2 in 5 miles	67	100.0	4.2	4.7	4.7	4.7
	46615	State of Indiana Employees - ...	31	Licensed Chemical De...	2 in 5 miles	31	100.0	1.6	1.6	1.7	1.8
	46616	State of Indiana Employees - ...	9	Licensed Chemical De...	2 in 5 miles	9	100.0	1.3	1.6	1.8	1.8
	46617	State of Indiana Employees - ...	17	Licensed Chemical De...	2 in 5 miles	17	100.0	0.4	0.5	0.6	0.6
	46619	State of Indiana Employees - ...	36	Licensed Chemical De...	2 in 5 miles	35	97.2	4.2	4.7	4.7	4.7
	46624	State of Indiana Employees - ...	2	Licensed Chemical De...	2 in 5 miles	2	100.0	0.5	0.8	0.8	0.9
	46634	State of Indiana Employees - ...	1	Licensed Chemical De...	2 in 5 miles	1	100.0	0.5	0.8	0.8	0.9
	46635	State of Indiana Employees - ...	6	Licensed Chemical De...	2 in 5 miles	6	100.0	3.9	4.1	4.1	4.2
	46637	State of Indiana Employees - ...	20	Licensed Chemical De...	2 in 5 miles	20	100.0	2.4	3.6	3.8	3.9
	46680	State of Indiana Employees - ...	1	Licensed Chemical De...	2 in 5 miles	1	100.0	3.1	3.6	3.6	3.6
	46699	State of Indiana Employees - ...	1	Licensed Chemical De...	2 in 5 miles	1	100.0	0.4	0.8	0.8	0.9
	60473	State of Indiana Employees - ...	1	Licensed Chemical De...	2 in 5 miles	1	100.0	0.6	0.9	1.5	2.2
South Holland, IL	47802	State of Indiana Employees - ...	169	Licensed Chemical De...	2 in 5 miles	169	100.0	0.2	0.9	1.8	2.2
	47803	State of Indiana Employees - ...	123	Licensed Chemical De...	2 in 5 miles	123	100.0	1.8	4.0	4.0	4.0
	47804	State of Indiana Employees - ...	44	Licensed Chemical De...	2 in 5 miles	44	100.0	1.8	1.8	1.9	1.9
	47805	State of Indiana Employees - ...	67	Licensed Chemical De...	2 in 5 miles	66	98.5	3.6	3.7	3.7	3.7
	47807	State of Indiana Employees - ...	25	Licensed Chemical De...	2 in 5 miles	25	100.0	0.9	0.9	0.9	1.2
Terre Haute, IN	47808	State of Indiana Employees - ...	2	Licensed Chemical De...	2 in 5 miles	2	100.0	0.8	1.2	1.4	2.0

February 18, 2021

Access Analysis
Access Standards
Employee / Provider Groups
State of Indiana Employees - Urban
Licensed Chemical Dependency
Counselors

[illegible]

Access Detail By Zip Code

February 18, 2021

Access Analysis

Access Standards

Employee / Provider Groups

State of Indiana Employees -
Rural/MixedLicensed Chemical Dependency
Counselors

Employees With Access											
City	Zip Code	Employee		Provider		With Access		Average Distance			
		Group	#	Group	Standard	#	%	1	2	3	4
Andrews, IN	46702	State of Indiana Employees -...	8	Licensed Chemical De...	2 in 10 miles	8	100.0	7.8	7.8	13.7	14.6
Argos, IN	46501	State of Indiana Employees -...	10	Licensed Chemical De...	2 in 10 miles	10	100.0	10.0	10.0	10.0	10.7
Auburn, IN	46706	State of Indiana Employees -...	41	Licensed Chemical De...	2 in 10 miles	41	100.0	1.1	1.3	1.6	13.8
Aurora, IN	47001	State of Indiana Employees -...	13	Licensed Chemical De...	2 in 10 miles	13	100.0	6.3	6.3	6.6	6.6
Avilla, IN	46710	State of Indiana Employees -...	8	Licensed Chemical De...	2 in 10 miles	8	100.0	6.4	6.5	6.5	6.5
Bedford, IN	47421	State of Indiana Employees -...	72	Licensed Chemical De...	2 in 10 miles	72	100.0	0.7	1.7	1.8	1.8
Boggsstown, IN	46110	State of Indiana Employees -...	2	Licensed Chemical De...	2 in 10 miles	2	100.0	7.1	7.1	7.1	7.1
Boston, IN	47324	State of Indiana Employees -...	2	Licensed Chemical De...	2 in 10 miles	2	100.0	5.7	7.3	7.5	9.1
Brooklyn, IN	46111	State of Indiana Employees -...	2	Licensed Chemical De...	2 in 10 miles	2	100.0	5.2	5.2	5.2	5.3
Bunker Hill, IN	46914	State of Indiana Employees -...	12	Licensed Chemical De...	2 in 10 miles	12	100.0	5.9	5.9	5.9	8.4
Celina, OH	45822	State of Indiana Employees -...	1	Licensed Chemical De...	2 in 10 miles	1	100.0	0.4	0.5	0.5	1.5
Centerville, IN	47330	State of Indiana Employees -...	39	Licensed Chemical De...	2 in 10 miles	39	100.0	6.0	6.7	6.9	7.9
Chandler, IN	47610	State of Indiana Employees -...	20	Licensed Chemical De...	2 in 10 miles	20	100.0	5.8	7.8	8.3	8.3
Charlottesville, IN	46117	State of Indiana Employees -...	4	Licensed Chemical De...	2 in 10 miles	4	100.0	8.8	8.8	8.8	8.8
Columbus, IN	47201	State of Indiana Employees -...	139	Licensed Chemical De...	2 in 10 miles	139	100.0	6.8	7.2	8.0	8.8
	47203	State of Indiana Employees -...	74	Licensed Chemical De...	2 in 10 miles	74	100.0	1.9	2.4	2.4	2.4
Connersville, IN	47331	State of Indiana Employees -...	80	Licensed Chemical De...	2 in 10 miles	80	100.0	0.5	1.9	2.1	3.7
Corunna, IN	46730	State of Indiana Employees -...	1	Licensed Chemical De...	2 in 10 miles	1	100.0	4.5	4.5	4.5	5.5
Crawfordsville, IN	47933	State of Indiana Employees -...	123	Licensed Chemical De...	2 in 10 miles	123	100.0	1.9	1.9	2.0	2.0
Crestwood, KY	40014	State of Indiana Employees -...	1	Licensed Chemical De...	2 in 10 miles	1	100.0	4.9	7.1	7.1	7.1
Cromwell, IN	46732	State of Indiana Employees -...	5	Licensed Chemical De...	2 in 10 miles	5	100.0	7.3	9.3	12.0	18.0
Danville, IL	61832	State of Indiana Employees -...	2	Licensed Chemical De...	2 in 10 miles	2	100.0	0.3	2.2	3.1	20.3
	61834	State of Indiana Employees -...	1	Licensed Chemical De...	2 in 10 miles	1	100.0	2.5	3.7	4.7	22.7
Darlington, IN	47940	State of Indiana Employees -...	11	Licensed Chemical De...	2 in 10 miles	11	100.0	9.6	9.6	9.6	9.7
Decatur, IN	46733	State of Indiana Employees -...	51	Licensed Chemical De...	2 in 10 miles	51	100.0	1.4	1.4	1.4	1.4
Denver, IN	46926	State of Indiana Employees -...	9	Licensed Chemical De...	2 in 10 miles	9	100.0	6.6	7.4	8.4	11.1
Edwardsburg, MI	49112	State of Indiana Employees -...	4	Licensed Chemical De...	2 in 10 miles	4	100.0	8.3	9.2	11.5	11.7
Fairland, IN	46126	State of Indiana Employees -...	25	Licensed Chemical De...	2 in 10 miles	25	100.0	9.2	9.2	9.2	9.2
Floyds Knobs, IN	47119	State of Indiana Employees -...	21	Licensed Chemical De...	2 in 10 miles	21	100.0	9.1	9.1	9.1	9.8
Fortville, IN	46040	State of Indiana Employees -...	70	Licensed Chemical De...	2 in 10 miles	70	100.0	7.0	7.3	7.3	7.7
Fountain City, IN	47341	State of Indiana Employees -...	7	Licensed Chemical De...	2 in 10 miles	7	100.0	7.5	7.5	8.2	8.6
Fountaintown, IN	46130	State of Indiana Employees -...	19	Licensed Chemical De...	2 in 10 miles	19	100.0	6.3	9.1	9.1	9.1
Frankfort, IN	46041	State of Indiana Employees -...	52	Licensed Chemical De...	2 in 10 miles	52	100.0	1.5	1.5	1.5	1.5
Garrett, IN	46738	State of Indiana Employees -...	17	Licensed Chemical De...	2 in 10 miles	17	100.0	4.6	6.9	7.4	9.7
Gas City, IN	46933	State of Indiana Employees -...	31	Licensed Chemical De...	2 in 10 miles	31	100.0	5.6	10.0	24.5	24.7
Georgetown, IN	47122	State of Indiana Employees -...	18	Licensed Chemical De...	2 in 10 miles	18	100.0	4.5	9.7	10.4	10.4
Glenwood, IN	46133	State of Indiana Employees -...	1	Licensed Chemical De...	2 in 10 miles	1	100.0	8.6	10.0	12.2	12.5
Greenfield, IN	46140	State of Indiana Employees -...	271	Licensed Chemical De...	2 in 10 miles	271	100.0	0.2	0.2	0.5	0.5
Greens Fork, IN	47345	State of Indiana Employees -...	8	Licensed Chemical De...	2 in 10 miles	8	100.0	9.5	9.5	9.8	9.8
Greensboro, IN	47344	State of Indiana Employees -...	2	Licensed Chemical De...	2 in 10 miles	2	100.0	6.5	8.6	9.4	9.4

Access Detail By Zip Code

February 18, 2021

Access Analysis
Access Standards
Employee / Provider Groups
State of Indiana Employees -
Rural/Mixed
Licensed Chemical Dependency
Counselors

Employees With Access											
City	Zip Code	Employee		Provider		With Access		Average Distance			
		Group	#	Group	Standard	#	%	1	2	3	4
Greentown, IN	46936	State of Indiana Employees -...	29	Licensed Chemical De...	2 in 10 miles	29	100.0	8.7	8.9	8.9	8.9
Greenville, OH	45331	State of Indiana Employees -...	6	Licensed Chemical De...	2 in 10 miles	6	100.0	0.2	0.4	20.6	22.1
Guilford, IN	47022	State of Indiana Employees -...	4	Licensed Chemical De...	2 in 10 miles	4	100.0	9.6	9.6	11.3	11.5
Henderson, KY	42420	State of Indiana Employees -...	26	Licensed Chemical De...	2 in 10 miles	26	100.0	0.1	1.7	9.5	9.5
Huntington, IN	46750	State of Indiana Employees -...	74	Licensed Chemical De...	2 in 10 miles	74	100.0	1.1	1.4	18.9	19.0
Jasper, IN	47546	State of Indiana Employees -...	43	Licensed Chemical De...	2 in 10 miles	43	100.0	1.4	2.3	19.7	22.9
	47547	State of Indiana Employees -...	3	Licensed Chemical De...	2 in 10 miles	3	100.0	2.2	3.1	20.1	23.6
Jonesboro, IN	46938	State of Indiana Employees -...	13	Licensed Chemical De...	2 in 10 miles	13	100.0	4.4	8.6	22.5	23.5
Kendallville, IN	46755	State of Indiana Employees -...	22	Licensed Chemical De...	2 in 10 miles	22	100.0	0.5	0.5	0.9	1.4
Kennard, IN	47351	State of Indiana Employees -...	3	Licensed Chemical De...	2 in 10 miles	3	100.0	7.6	9.5	10.3	10.3
Kimmell, IN	46760	State of Indiana Employees -...	5	Licensed Chemical De...	2 in 10 miles	5	100.0	9.5	9.8	13.1	14.4
Kokomo, IN	46901	State of Indiana Employees -...	131	Licensed Chemical De...	2 in 10 miles	131	100.0	0.4	0.4	0.4	0.4
	46902	State of Indiana Employees -...	121	Licensed Chemical De...	2 in 10 miles	121	100.0	0.0	0.0	0.0	0.0
La Fontaine, IN	46940	State of Indiana Employees -...	9	Licensed Chemical De...	2 in 10 miles	8	88.9	8.0	9.5	9.5	10.8
Lagro, IN	46941	State of Indiana Employees -...	2	Licensed Chemical De...	2 in 10 miles	2	100.0	7.1	8.0	8.0	10.3
Lake Cicott, IN	46942	State of Indiana Employees -...	1	Licensed Chemical De...	2 in 10 miles	1	100.0	9.7	9.7	12.7	12.7
Lawrenceburg, IN	47025	State of Indiana Employees -...	28	Licensed Chemical De...	2 in 10 miles	28	100.0	5.3	7.9	8.0	8.4
Lebanon, IN	46052	State of Indiana Employees -...	83	Licensed Chemical De...	2 in 10 miles	83	100.0	0.8	1.1	1.1	1.1
Leesburg, IN	46538	State of Indiana Employees -...	3	Licensed Chemical De...	2 in 10 miles	3	100.0	5.2	6.2	6.4	6.7
Lewisville, IN	47352	State of Indiana Employees -...	6	Licensed Chemical De...	2 in 10 miles	6	100.0	8.7	9.3	9.7	9.7
Logansport, IN	46947	State of Indiana Employees -...	359	Licensed Chemical De...	2 in 10 miles	359	100.0	0.8	0.8	13.6	13.6
Lucerne, IN	46950	State of Indiana Employees -...	6	Licensed Chemical De...	2 in 10 miles	6	100.0	8.6	8.6	18.8	18.8
Marion, IN	46952	State of Indiana Employees -...	173	Licensed Chemical De...	2 in 10 miles	173	100.0	1.6	5.8	21.3	22.6
	46953	State of Indiana Employees -...	122	Licensed Chemical De...	2 in 10 miles	122	100.0	2.3	2.5	22.8	24.0
McCordsville, IN	46055	State of Indiana Employees -...	66	Licensed Chemical De...	2 in 10 miles	66	100.0	3.8	4.2	4.2	4.3
Mexico, IN	46958	State of Indiana Employees -...	3	Licensed Chemical De...	2 in 10 miles	3	100.0	5.1	6.3	6.5	6.5
Miami, IN	46959	State of Indiana Employees -...	3	Licensed Chemical De...	2 in 10 miles	3	100.0	8.3	8.3	8.3	9.6
Middletown, IN	47356	State of Indiana Employees -...	37	Licensed Chemical De...	2 in 10 miles	37	100.0	6.4	7.6	7.6	9.0
Milton, IN	47357	State of Indiana Employees -...	5	Licensed Chemical De...	2 in 10 miles	5	100.0	8.6	8.9	9.9	10.2
Mitchell, IN	47446	State of Indiana Employees -...	31	Licensed Chemical De...	2 in 10 miles	31	100.0	8.7	8.7	9.1	9.6
Monroe, IN	46772	State of Indiana Employees -...	6	Licensed Chemical De...	2 in 10 miles	6	100.0	6.6	6.8	6.8	6.8
Monrovia, IN	46157	State of Indiana Employees -...	33	Licensed Chemical De...	2 in 10 miles	33	100.0	8.9	8.9	8.9	9.0
Montgomery, IN	47558	State of Indiana Employees -...	7	Licensed Chemical De...	2 in 10 miles	7	100.0	5.9	7.1	7.3	7.3
Mooreland, IN	47360	State of Indiana Employees -...	7	Licensed Chemical De...	2 in 10 miles	7	100.0	9.9	9.9	10.7	12.8
Mooreville, IN	46158	State of Indiana Employees -...	158	Licensed Chemical De...	2 in 10 miles	158	100.0	1.8	1.8	1.8	2.0
New Albany, IN	47150	State of Indiana Employees -...	58	Licensed Chemical De...	2 in 10 miles	58	100.0	2.8	2.8	2.9	3.1
	47151	State of Indiana Employees -...	1	Licensed Chemical De...	2 in 10 miles	1	100.0	1.7	2.1	2.1	2.4
New Castle, IN	47362	State of Indiana Employees -...	173	Licensed Chemical De...	2 in 10 miles	173	100.0	0.5	1.1	1.1	1.9
New Market, IN	47965	State of Indiana Employees -...	1	Licensed Chemical De...	2 in 10 miles	1	100.0	8.3	8.7	8.7	8.7
New Palestine, IN	46163	State of Indiana Employees -...	71	Licensed Chemical De...	2 in 10 miles	71	100.0	5.9	6.4	6.4	6.5

Access Detail By Zip Code

February 18, 2021

Access Analysis
 Access Standards
 Employee / Provider Groups
 State of Indiana Employees -
 Rural/Mixed
 Licensed Chemical Dependency
 Counselors

Employees With Access											
City	Zip Code	Employee		Provider		With Access		Average Distance			
		Group	#	Group	Standard	#	%	1	2	3	4
New Point, IN	47263	State of Indiana Employees -...	1	Licensed Chemical De...	2 in 10 miles	1	100.0	6.8	6.8	11.0	24.9
Newburgh, IN	47630	State of Indiana Employees -...	99	Licensed Chemical De...	2 in 10 miles	99	100.0	2.8	3.9	3.9	3.9
North Webster, IN	46555	State of Indiana Employees -...	2	Licensed Chemical De...	2 in 10 miles	2	100.0	0.3	8.5	11.2	11.5
Onward, IN	46967	State of Indiana Employees -...	1	Licensed Chemical De...	2 in 10 miles	1	100.0	6.4	6.4	6.4	10.7
Oolitic, IN	47451	State of Indiana Employees -...	3	Licensed Chemical De...	2 in 10 miles	3	100.0	3.6	4.6	4.7	4.7
Peru, IN	46970	State of Indiana Employees -...	227	Licensed Chemical De...	2 in 10 miles	227	100.0	1.4	1.6	2.6	4.4
Piercetown, IN	46562	State of Indiana Employees -...	4	Licensed Chemical De...	2 in 10 miles	4	100.0	6.0	7.0	7.1	7.9
Plymouth, IN	46563	State of Indiana Employees -...	42	Licensed Chemical De...	2 in 10 miles	42	100.0	1.2	1.8	1.8	1.8
Richmond, IN	47374	State of Indiana Employees -...	266	Licensed Chemical De...	2 in 10 miles	266	100.0	1.1	1.6	2.4	3.4
	47375	State of Indiana Employees -...	4	Licensed Chemical De...	2 in 10 miles	4	100.0	0.8	1.0	1.3	1.9
Rome City, IN	46784	State of Indiana Employees -...	4	Licensed Chemical De...	2 in 10 miles	4	100.0	7.4	7.9	9.2	9.3
Russiaville, IN	46979	State of Indiana Employees -...	7	Licensed Chemical De...	2 in 10 miles	7	100.0	8.3	8.8	8.8	9.0
Shelbyville, IN	46176	State of Indiana Employees -...	124	Licensed Chemical De...	2 in 10 miles	124	100.0	0.8	0.8	0.8	0.8
Somerset, IN	46984	State of Indiana Employees -...	2	Licensed Chemical De...	2 in 10 miles	2	100.0	7.4	9.4	9.4	10.6
Springport, IN	47386	State of Indiana Employees -...	7	Licensed Chemical De...	2 in 10 miles	7	100.0	7.7	7.7	8.4	10.2
Sturgis, MI	49091	State of Indiana Employees -...	2	Licensed Chemical De...	2 in 10 miles	2	100.0	1.0	1.2	1.2	1.5
Sulphur Springs, IN	47388	State of Indiana Employees -...	2	Licensed Chemical De...	2 in 10 miles	2	100.0	8.4	8.4	8.7	9.2
Sweetser, IN	46987	State of Indiana Employees -...	12	Licensed Chemical De...	2 in 10 miles	12	100.0	5.0	9.5	16.0	17.5
Syracuse, IN	46567	State of Indiana Employees -...	13	Licensed Chemical De...	2 in 10 miles	13	100.0	0.8	7.5	14.6	14.6
Three Rivers, MI	49093	State of Indiana Employees -...	1	Licensed Chemical De...	2 in 10 miles	1	100.0	2.0	3.1	15.7	16.1
Vincennes, IN	47591	State of Indiana Employees -...	143	Licensed Chemical De...	2 in 10 miles	143	100.0	1.0	1.5	1.7	18.6
Wabash, IN	46992	State of Indiana Employees -...	71	Licensed Chemical De...	2 in 10 miles	71	100.0	0.7	0.7	1.6	1.7
Warsaw, IN	46580	State of Indiana Employees -...	24	Licensed Chemical De...	2 in 10 miles	24	100.0	2.9	2.9	3.0	3.0
	46581	State of Indiana Employees -...	2	Licensed Chemical De...	2 in 10 miles	2	100.0	2.3	2.3	2.4	2.4
	46582	State of Indiana Employees -...	14	Licensed Chemical De...	2 in 10 miles	14	100.0	1.8	2.2	2.2	2.3
Washington, IN	47501	State of Indiana Employees -...	75	Licensed Chemical De...	2 in 10 miles	75	100.0	0.5	0.5	0.6	0.8
Waterloo, IN	46793	State of Indiana Employees -...	8	Licensed Chemical De...	2 in 10 miles	8	100.0	5.4	5.9	8.2	11.5
Wawaka, IN	46794	State of Indiana Employees -...	3	Licensed Chemical De...	2 in 10 miles	3	100.0	7.8	9.7	11.4	11.4
Webster, IN	47392	State of Indiana Employees -...	3	Licensed Chemical De...	2 in 10 miles	3	100.0	4.7	4.7	4.8	4.8
Wheatland, IN	47597	State of Indiana Employees -...	6	Licensed Chemical De...	2 in 10 miles	6	100.0	7.6	7.7	7.7	8.8
Whitestown, IN	46075	State of Indiana Employees -...	43	Licensed Chemical De...	2 in 10 miles	43	100.0	7.8	7.9	8.0	8.4
Winona Lake, IN	46590	State of Indiana Employees -...	5	Licensed Chemical De...	2 in 10 miles	5	100.0	1.2	1.3	1.4	2.5
Zionsville, IN	46077	State of Indiana Employees -...	118	Licensed Chemical De...	2 in 10 miles	118	100.0	6.0	6.3	6.5	7.3
Grand Totals		State of Indiana Employees -...	4,547	Licensed Chemical De...	2 in 10 miles	4,546	99.9	2.5	3.0	6.1	7.3

Access Detail By Zip Code

February 18, 2021

Access Analysis

Access Standards

Employee / Provider Groups

State of Indiana Employees - Rural

Licensed Chemical Dependency
Counselors

Employees With Access											
City	Zip Code	Employee		Provider		With Access		Average Distance			
		Group	#	Group	Standard	#	%	1	2	3	4
Akron, IN	46910	State of Indiana Employees - ...	10	Licensed Chemical De...	2 in 15 miles	10	100.0	11.1	11.1	18.5	18.6
Attica, IN	47918	State of Indiana Employees - ...	13	Licensed Chemical De...	2 in 15 miles	13	100.0	0.4	0.4	19.8	21.7
Bainbridge, IN	46105	State of Indiana Employees - ...	15	Licensed Chemical De...	2 in 15 miles	15	100.0	10.8	11.4	11.4	11.4
Batesville, IN	47006	State of Indiana Employees - ...	35	Licensed Chemical De...	2 in 15 miles	35	100.0	1.7	1.7	18.1	23.5
Bedford, KY	40006	State of Indiana Employees - ...	5	Licensed Chemical De...	2 in 15 miles	5	100.0	13.3	13.7	16.4	20.9
Bennington, IN	47011	State of Indiana Employees - ...	3	Licensed Chemical De...	2 in 15 miles	3	100.0	8.1	13.5	14.9	15.3
Bloomington, IN	47832	State of Indiana Employees - ...	13	Licensed Chemical De...	2 in 15 miles	13	100.0	0.4	5.2	5.5	6.2
Bluffton, IN	46714	State of Indiana Employees - ...	44	Licensed Chemical De...	2 in 15 miles	44	100.0	0.8	0.8	0.8	0.8
Bridgeport, IL	62417	State of Indiana Employees - ...	6	Licensed Chemical De...	2 in 15 miles	6	100.0	13.7	13.9	14.5	32.8
Bridgeton, IN	47836	State of Indiana Employees - ...	1	Licensed Chemical De...	2 in 15 miles	1	100.0	10.7	10.9	12.8	14.4
Bringinghurst, IN	46913	State of Indiana Employees - ...	5	Licensed Chemical De...	2 in 15 miles	5	100.0	12.2	12.2	15.7	15.7
Brook, IN	47922	State of Indiana Employees - ...	5	Licensed Chemical De...	2 in 15 miles	5	100.0	14.0	14.0	34.3	34.3
Brookston, IN	47923	State of Indiana Employees - ...	18	Licensed Chemical De...	2 in 15 miles	18	100.0	9.7	9.7	10.8	12.0
Brownsville, IN	47325	State of Indiana Employees - ...	2	Licensed Chemical De...	2 in 15 miles	2	100.0	6.1	7.6	7.8	10.0
Buffalo, IN	47925	State of Indiana Employees - ...	1	Licensed Chemical De...	2 in 15 miles	1	100.0	10.1	10.1	18.8	22.4
Burlington, IN	46915	State of Indiana Employees - ...	4	Licensed Chemical De...	2 in 15 miles	4	100.0	12.9	12.9	12.9	12.9
Burnettsville, IN	47926	State of Indiana Employees - ...	8	Licensed Chemical De...	2 in 15 miles	8	100.0	10.0	10.0	12.3	12.3
Burrows, IN	46916	State of Indiana Employees - ...	5	Licensed Chemical De...	2 in 15 miles	5	100.0	13.1	13.1	15.1	15.1
Camden, IN	46917	State of Indiana Employees - ...	5	Licensed Chemical De...	2 in 15 miles	5	100.0	10.5	10.5	17.4	17.4
Cannelton, IN	47520	State of Indiana Employees - ...	24	Licensed Chemical De...	2 in 15 miles	23	95.8	5.8	13.2	22.1	22.1
Carbon, IN	47837	State of Indiana Employees - ...	18	Licensed Chemical De...	2 in 15 miles	18	100.0	11.3	14.5	14.5	14.5
Carrollton, KY	41008	State of Indiana Employees - ...	3	Licensed Chemical De...	2 in 15 miles	3	100.0	2.6	2.9	7.8	19.3
Carthage, IN	46115	State of Indiana Employees - ...	21	Licensed Chemical De...	2 in 15 miles	21	100.0	13.7	13.7	13.7	13.7
Cayuga, IN	47928	State of Indiana Employees - ...	10	Licensed Chemical De...	2 in 15 miles	10	100.0	0.8	14.6	18.4	19.8
Chalmers, IN	47929	State of Indiana Employees - ...	3	Licensed Chemical De...	2 in 15 miles	3	100.0	11.0	11.0	13.3	13.3
Chrisney, IN	47611	State of Indiana Employees - ...	5	Licensed Chemical De...	2 in 15 miles	5	100.0	9.7	9.7	9.7	13.4
Churubusco, IN	46723	State of Indiana Employees - ...	21	Licensed Chemical De...	2 in 15 miles	21	100.0	2.8	11.7	12.8	12.8
Clinton, IN	47842	State of Indiana Employees - ...	64	Licensed Chemical De...	2 in 15 miles	64	100.0	2.0	12.5	12.7	12.7
Cloverdale, IN	46120	State of Indiana Employees - ...	58	Licensed Chemical De...	2 in 15 miles	58	100.0	9.5	9.5	9.5	9.5
Cloverport, KY	40111	State of Indiana Employees - ...	1	Licensed Chemical De...	2 in 15 miles	1	100.0	14.0	14.0	14.0	14.2
Columbia City, IN	46725	State of Indiana Employees - ...	50	Licensed Chemical De...	2 in 15 miles	50	100.0	1.0	1.0	1.7	11.1
Cory, IN	47846	State of Indiana Employees - ...	5	Licensed Chemical De...	2 in 15 miles	5	100.0	10.4	12.1	12.3	12.9
Covington, IN	47932	State of Indiana Employees - ...	11	Licensed Chemical De...	2 in 15 miles	11	100.0	11.4	12.6	13.9	16.2
Cutler, IN	46920	State of Indiana Employees - ...	1	Licensed Chemical De...	2 in 15 miles	1	100.0	12.8	12.8	12.9	12.9
Dana, IN	47847	State of Indiana Employees - ...	10	Licensed Chemical De...	2 in 15 miles	10	100.0	8.1	9.2	13.2	15.9
Delphi, IN	46923	State of Indiana Employees - ...	27	Licensed Chemical De...	2 in 15 miles	27	100.0	2.4	2.4	16.1	16.1
Dennison, IL	62423	State of Indiana Employees - ...	1	Licensed Chemical De...	2 in 15 miles	1	100.0	10.1	10.1	10.1	11.2
Dunkirk, IN	47336	State of Indiana Employees - ...	7	Licensed Chemical De...	2 in 15 miles	7	100.0	1.6	14.2	17.8	20.1
East Enterprise, IN	47019	State of Indiana Employees - ...	1	Licensed Chemical De...	2 in 15 miles	1	100.0	10.5	14.1	19.5	20.3
Eaton, OH	45320	State of Indiana Employees - ...	7	Licensed Chemical De...	2 in 15 miles	7	100.0	1.4	15.0	16.6	16.9

Access Detail By Zip Code

February 18, 2021

Access Analysis

Access Standards

Employee / Provider Groups

State of Indiana Employees - Rural

Licensed Chemical Dependency
Counselors

Employees With Access											
City	Zip Code	Employee		Provider		With Access		Average Distance			
		Group	#	Group	Standard	#	%	1	2	3	4
Edgerton, OH	43517	State of Indiana Employees - ...	1	Licensed Chemical De...	2 in 15 miles	1	100.0	11.2	12.8	18.6	19.1
Eldorado, OH	45321	State of Indiana Employees - ...	1	Licensed Chemical De...	2 in 15 miles	1	100.0	10.3	11.8	11.8	12.8
Elizabeth, IN	47117	State of Indiana Employees - ...	5	Licensed Chemical De...	2 in 15 miles	5	100.0	7.7	8.5	9.5	12.2
Evanston, IN	47531	State of Indiana Employees - ...	8	Licensed Chemical De...	2 in 15 miles	8	100.0	10.3	12.1	21.4	21.4
Falmouth, IN	46127	State of Indiana Employees - ...	3	Licensed Chemical De...	2 in 15 miles	3	100.0	12.2	12.5	12.8	13.9
Farmersburg, IN	47850	State of Indiana Employees - ...	25	Licensed Chemical De...	2 in 15 miles	25	100.0	10.4	12.1	12.3	12.8
Farmland, IN	47340	State of Indiana Employees - ...	15	Licensed Chemical De...	2 in 15 miles	15	100.0	8.0	14.0	14.1	14.6
Fillmore, IN	46128	State of Indiana Employees - ...	13	Licensed Chemical De...	2 in 15 miles	13	100.0	7.0	7.7	7.7	7.7
Flora, IN	46929	State of Indiana Employees - ...	15	Licensed Chemical De...	2 in 15 miles	15	100.0	9.3	9.3	18.2	18.2
Florence, IN	47020	State of Indiana Employees - ...	2	Licensed Chemical De...	2 in 15 miles	2	100.0	3.0	13.4	17.6	17.6
Fulton, IN	46931	State of Indiana Employees - ...	1	Licensed Chemical De...	2 in 15 miles	1	100.0	10.5	10.5	16.8	16.8
Ghent, KY	41045	State of Indiana Employees - ...	1	Licensed Chemical De...	2 in 15 miles	1	100.0	4.6	10.1	10.2	10.6
Grandview, IN	47615	State of Indiana Employees - ...	9	Licensed Chemical De...	2 in 15 miles	9	100.0	5.3	8.4	8.4	8.4
Greencastle, IN	46135	State of Indiana Employees - ...	124	Licensed Chemical De...	2 in 15 miles	124	100.0	5.3	6.2	8.5	8.5
Grover Hill, OH	45849	State of Indiana Employees - ...	1	Licensed Chemical De...	2 in 15 miles	1	100.0	11.0	11.0	17.0	17.0
Grovertown, IN	46531	State of Indiana Employees - ...	4	Licensed Chemical De...	2 in 15 miles	4	100.0	10.7	10.7	10.7	10.9
Hamlet, IN	46532	State of Indiana Employees - ...	22	Licensed Chemical De...	2 in 15 miles	22	100.0	7.4	7.4	7.4	7.7
Hardinsburg, KY	40143	State of Indiana Employees - ...	2	Licensed Chemical De...	2 in 15 miles	2	100.0	3.0	3.0	3.0	24.7
Hartford City, IN	47348	State of Indiana Employees - ...	31	Licensed Chemical De...	2 in 15 miles	31	100.0	12.5	14.8	15.8	17.3
Hawesville, KY	42348	State of Indiana Employees - ...	6	Licensed Chemical De...	2 in 15 miles	6	100.0	6.8	13.5	17.9	17.9
Hazleton, IN	47640	State of Indiana Employees - ...	1	Licensed Chemical De...	2 in 15 miles	1	100.0	13.0	13.3	14.1	14.2
Hillsdale, IN	47854	State of Indiana Employees - ...	2	Licensed Chemical De...	2 in 15 miles	2	100.0	4.6	9.8	9.9	10.1
Hillsdale, MI	49242	State of Indiana Employees - ...	1	Licensed Chemical De...	2 in 15 miles	1	100.0	1.1	1.1	1.1	6.9
Howe, IN	46746	State of Indiana Employees - ...	9	Licensed Chemical De...	2 in 15 miles	9	100.0	6.8	7.1	7.1	7.3
Idaville, IN	47950	State of Indiana Employees - ...	4	Licensed Chemical De...	2 in 15 miles	4	100.0	6.8	6.8	13.5	13.5
Irvington, KY	40146	State of Indiana Employees - ...	2	Licensed Chemical De...	2 in 15 miles	2	100.0	14.4	14.4	14.4	15.3
Kempton, IN	46049	State of Indiana Employees - ...	4	Licensed Chemical De...	2 in 15 miles	4	100.0	10.2	10.2	14.7	15.2
Kewanna, IN	46939	State of Indiana Employees - ...	11	Licensed Chemical De...	2 in 15 miles	11	100.0	12.5	13.0	13.0	18.9
Keystone, IN	46759	State of Indiana Employees - ...	1	Licensed Chemical De...	2 in 15 miles	1	100.0	12.3	13.3	13.3	13.3
Kingman, IN	47952	State of Indiana Employees - ...	18	Licensed Chemical De...	2 in 15 miles	18	100.0	10.2	12.0	13.4	17.9
Knox, IN	46534	State of Indiana Employees - ...	37	Licensed Chemical De...	2 in 15 miles	37	100.0	0.5	0.8	0.8	0.8
LaGrange, IN	46761	State of Indiana Employees - ...	17	Licensed Chemical De...	2 in 15 miles	17	100.0	2.6	11.6	11.8	11.8
Lanesville, IN	47136	State of Indiana Employees - ...	6	Licensed Chemical De...	2 in 15 miles	6	100.0	1.4	9.1	9.3	9.5
Larwill, IN	46764	State of Indiana Employees - ...	1	Licensed Chemical De...	2 in 15 miles	1	100.0	8.5	10.3	10.3	10.5
Laurel, IN	47024	State of Indiana Employees - ...	10	Licensed Chemical De...	2 in 15 miles	10	100.0	11.1	13.3	13.4	14.3
Lawrenceville, IL	62439	State of Indiana Employees - ...	10	Licensed Chemical De...	2 in 15 miles	10	100.0	10.7	10.8	11.4	29.0
Lewisburg, OH	45338	State of Indiana Employees - ...	3	Licensed Chemical De...	2 in 15 miles	3	100.0	6.7	12.4	13.3	14.6
Lewisport, KY	42351	State of Indiana Employees - ...	3	Licensed Chemical De...	2 in 15 miles	3	100.0	1.7	8.4	10.7	10.7
Liberty Center, IN	46766	State of Indiana Employees - ...	1	Licensed Chemical De...	2 in 15 miles	1	100.0	7.3	8.4	8.4	8.4
Liberty, IN	47353	State of Indiana Employees - ...	40	Licensed Chemical De...	2 in 15 miles	40	100.0	12.3	12.8	13.4	13.6

Access Detail By Zip Code

February 18, 2021

Access Analysis

Access Standards

Employee / Provider Groups

State of Indiana Employees - Rural

Licensed Chemical Dependency
Counselors

Employees With Access											
City	Zip Code	Employee		Provider		With Access		Average Distance			
		Group	#	Group	Standard	#	%	1	2	3	4
Loogootee, IN	47553	State of Indiana Employees - ...	18	Licensed Chemical De...	2 in 15 miles	18	100.0	0.2	12.7	13.4	13.6
Lynn, IN	47355	State of Indiana Employees - ...	17	Licensed Chemical De...	2 in 15 miles	17	100.0	10.8	14.4	14.4	14.7
Manilla, IN	46150	State of Indiana Employees - ...	3	Licensed Chemical De...	2 in 15 miles	3	100.0	9.3	9.3	9.3	9.3
Marshall, IN	47859	State of Indiana Employees - ...	13	Licensed Chemical De...	2 in 15 miles	13	100.0	4.7	7.8	8.4	10.2
Mays, IN	46155	State of Indiana Employees - ...	3	Licensed Chemical De...	2 in 15 miles	3	100.0	8.6	13.3	15.2	15.9
Mecca, IN	47860	State of Indiana Employees - ...	3	Licensed Chemical De...	2 in 15 miles	3	100.0	7.1	7.5	8.1	8.4
Mellott, IN	47958	State of Indiana Employees - ...	1	Licensed Chemical De...	2 in 15 miles	1	100.0	12.0	12.0	18.5	21.0
Metamora, IN	47030	State of Indiana Employees - ...	5	Licensed Chemical De...	2 in 15 miles	5	100.0	13.5	13.5	13.8	14.7
Milan, IN	47031	State of Indiana Employees - ...	19	Licensed Chemical De...	2 in 15 miles	19	100.0	14.0	14.0	15.3	15.3
Milroy, IN	46156	State of Indiana Employees - ...	8	Licensed Chemical De...	2 in 15 miles	8	100.0	10.4	10.9	17.8	17.8
Milton, KY	40045	State of Indiana Employees - ...	8	Licensed Chemical De...	2 in 15 miles	8	100.0	8.9	13.4	13.6	16.0
Mongo, IN	46771	State of Indiana Employees - ...	1	Licensed Chemical De...	2 in 15 miles	1	100.0	9.3	14.2	14.5	14.5
Monon, IN	47959	State of Indiana Employees - ...	6	Licensed Chemical De...	2 in 15 miles	6	100.0	13.3	13.3	16.4	16.4
Monterey, IN	46960	State of Indiana Employees - ...	6	Licensed Chemical De...	2 in 15 miles	6	100.0	11.8	14.6	14.6	14.6
Montezuma, IN	47862	State of Indiana Employees - ...	16	Licensed Chemical De...	2 in 15 miles	16	100.0	3.2	7.9	8.2	8.9
Monticello, IN	47960	State of Indiana Employees - ...	83	Licensed Chemical De...	2 in 15 miles	83	100.0	6.5	6.5	12.5	12.5
Morgantown, IN	46160	State of Indiana Employees - ...	48	Licensed Chemical De...	2 in 15 miles	48	100.0	11.6	12.7	16.9	16.9
Mount Ayr, IN	47964	State of Indiana Employees - ...	4	Licensed Chemical De...	2 in 15 miles	4	100.0	9.3	9.3	33.8	34.8
Mount Vernon, IN	47620	State of Indiana Employees - ...	41	Licensed Chemical De...	2 in 15 miles	7	17.1	12.2	13.7	14.6	14.6
Napoleon, IN	47034	State of Indiana Employees - ...	1	Licensed Chemical De...	2 in 15 miles	1	100.0	12.7	12.7	18.0	27.5
New Paris, OH	45347	State of Indiana Employees - ...	6	Licensed Chemical De...	2 in 15 miles	6	100.0	6.5	6.5	7.3	7.8
Newport, IN	47966	State of Indiana Employees - ...	5	Licensed Chemical De...	2 in 15 miles	5	100.0	7.0	7.9	11.6	16.4
North Judson, IN	46366	State of Indiana Employees - ...	27	Licensed Chemical De...	2 in 15 miles	27	100.0	12.4	12.7	12.7	12.7
Oakwood, OH	45873	State of Indiana Employees - ...	1	Licensed Chemical De...	2 in 15 miles	1	100.0	10.5	12.2	12.8	19.5
Oldenburg, IN	47036	State of Indiana Employees - ...	2	Licensed Chemical De...	2 in 15 miles	2	100.0	7.0	7.0	15.4	20.5
Orleans, IN	47452	State of Indiana Employees - ...	16	Licensed Chemical De...	2 in 15 miles	16	100.0	14.5	14.5	14.7	15.4
Osgood, IN	47037	State of Indiana Employees - ...	21	Licensed Chemical De...	2 in 15 miles	21	100.0	14.8	14.8	22.7	22.7
Ossian, IN	46777	State of Indiana Employees - ...	23	Licensed Chemical De...	2 in 15 miles	23	100.0	8.0	10.6	10.6	10.6
Otterbein, IN	47970	State of Indiana Employees - ...	8	Licensed Chemical De...	2 in 15 miles	8	100.0	0.8	8.9	8.9	8.9
Otwell, IN	47564	State of Indiana Employees - ...	4	Licensed Chemical De...	2 in 15 miles	4	100.0	10.6	11.2	11.4	15.0
Parker City, IN	47368	State of Indiana Employees - ...	11	Licensed Chemical De...	2 in 15 miles	11	100.0	10.1	10.3	11.3	11.6
Patriot, IN	47038	State of Indiana Employees - ...	2	Licensed Chemical De...	2 in 15 miles	2	100.0	7.5	12.3	12.3	12.3
Pennville, IN	47369	State of Indiana Employees - ...	1	Licensed Chemical De...	2 in 15 miles	1	100.0	13.4	13.7	14.1	15.5
Perrysville, IN	47974	State of Indiana Employees - ...	3	Licensed Chemical De...	2 in 15 miles	3	100.0	8.6	14.8	14.9	17.7
Petroleum, IN	46778	State of Indiana Employees - ...	1	Licensed Chemical De...	2 in 15 miles	1	100.0	7.4	8.9	8.9	8.9
Pine Village, IN	47975	State of Indiana Employees - ...	1	Licensed Chemical De...	2 in 15 miles	1	100.0	10.4	12.3	12.3	15.2
Poneto, IN	46781	State of Indiana Employees - ...	5	Licensed Chemical De...	2 in 15 miles	5	100.0	8.0	9.0	9.0	9.0
Redkey, IN	47373	State of Indiana Employees - ...	3	Licensed Chemical De...	2 in 15 miles	3	100.0	4.9	14.1	18.2	19.3
Reelsville, IN	46171	State of Indiana Employees - ...	14	Licensed Chemical De...	2 in 15 miles	14	100.0	8.2	11.5	11.5	11.5
Remington, IN	47977	State of Indiana Employees - ...	5	Licensed Chemical De...	2 in 15 miles	5	100.0	11.3	11.3	19.7	20.2

Access Detail By Zip Code

February 18, 2021

Access Analysis
Access Standards
Employee / Provider Groups
State of Indiana Employees - Rural
Licensed Chemical Dependency
Counselors

Employees With Access											
City	Zip Code	Employee		Provider		With Access		Average Distance			
		Group	#	Group	Standard	#	%	1	2	3	4
Rensselaer, IN	47978	State of Indiana Employees - ...	47	Licensed Chemical De...	2 in 15 miles	47	100.0	1.6	1.6	27.4	27.4
Reynolds, IN	47980	State of Indiana Employees - ...	4	Licensed Chemical De...	2 in 15 miles	4	100.0	6.2	6.2	18.6	18.6
Richland, IN	47634	State of Indiana Employees - ...	12	Licensed Chemical De...	2 in 15 miles	12	100.0	10.6	10.6	10.6	11.5
Ridgeville, IN	47380	State of Indiana Employees - ...	7	Licensed Chemical De...	2 in 15 miles	7	100.0	9.9	11.0	14.3	20.4
Rising Sun, IN	47040	State of Indiana Employees - ...	10	Licensed Chemical De...	2 in 15 miles	10	100.0	11.0	12.7	12.7	13.0
Rochester, IN	46975	State of Indiana Employees - ...	63	Licensed Chemical De...	2 in 15 miles	63	100.0	0.9	0.9	20.4	21.1
Rockport, IN	47635	State of Indiana Employees - ...	25	Licensed Chemical De...	2 in 15 miles	25	100.0	2.1	2.1	2.1	8.9
Rockville, IN	47872	State of Indiana Employees - ...	91	Licensed Chemical De...	2 in 15 miles	91	100.0	4.7	5.0	9.9	13.8
Rosedale, IN	47874	State of Indiana Employees - ...	19	Licensed Chemical De...	2 in 15 miles	19	100.0	8.4	11.5	12.1	14.9
Saint Francisville...	62460	State of Indiana Employees - ...	1	Licensed Chemical De...	2 in 15 miles	1	100.0	11.5	12.1	13.3	24.9
Sharpsville, IN	46068	State of Indiana Employees - ...	5	Licensed Chemical De...	2 in 15 miles	5	100.0	6.1	6.6	6.6	6.6
Solsberry, IN	47459	State of Indiana Employees - ...	5	Licensed Chemical De...	2 in 15 miles	5	100.0	12.8	13.7	14.1	14.8
South Whitley, IN	46787	State of Indiana Employees - ...	4	Licensed Chemical De...	2 in 15 miles	4	100.0	12.2	12.2	12.3	17.5
Staunton, IN	47881	State of Indiana Employees - ...	5	Licensed Chemical De...	2 in 15 miles	5	100.0	11.0	12.0	12.1	12.1
Sunman, IN	47041	State of Indiana Employees - ...	7	Licensed Chemical De...	2 in 15 miles	7	100.0	10.5	10.5	17.1	19.1
Tell City, IN	47586	State of Indiana Employees - ...	122	Licensed Chemical De...	2 in 15 miles	122	100.0	3.6	11.4	21.5	21.5
Tipton, IN	46072	State of Indiana Employees - ...	36	Licensed Chemical De...	2 in 15 miles	36	100.0	0.8	0.8	11.5	12.3
Troy, IN	47588	State of Indiana Employees - ...	3	Licensed Chemical De...	2 in 15 miles	3	100.0	7.1	11.6	21.9	21.9
Uniondale, IN	46791	State of Indiana Employees - ...	2	Licensed Chemical De...	2 in 15 miles	2	100.0	8.5	10.4	10.4	10.4
Universal, IN	47884	State of Indiana Employees - ...	1	Licensed Chemical De...	2 in 15 miles	1	100.0	5.0	11.1	11.2	11.2
Van Wert, OH	45891	State of Indiana Employees - ...	2	Licensed Chemical De...	2 in 15 miles	2	100.0	0.2	0.2	5.7	5.7
Veedersburg, IN	47987	State of Indiana Employees - ...	15	Licensed Chemical De...	2 in 15 miles	15	100.0	12.5	12.5	19.2	20.2
Vevay, IN	47043	State of Indiana Employees - ...	22	Licensed Chemical De...	2 in 15 miles	22	100.0	3.7	9.3	10.9	11.3
Wadesville, IN	47638	State of Indiana Employees - ...	8	Licensed Chemical De...	2 in 15 miles	8	100.0	12.0	14.8	17.1	17.1
West Alexandria,...	45381	State of Indiana Employees - ...	3	Licensed Chemical De...	2 in 15 miles	3	100.0	5.5	12.3	17.0	17.0
West Lebanon, IN	47991	State of Indiana Employees - ...	1	Licensed Chemical De...	2 in 15 miles	1	100.0	9.1	9.1	18.0	19.1
Williamsport, IN	47993	State of Indiana Employees - ...	24	Licensed Chemical De...	2 in 15 miles	24	100.0	12.8	12.9	14.4	15.3
Windfall, IN	46076	State of Indiana Employees - ...	2	Licensed Chemical De...	2 in 15 miles	2	100.0	10.5	10.5	11.5	12.5
Wolcott, IN	47995	State of Indiana Employees - ...	5	Licensed Chemical De...	2 in 15 miles	5	100.0	14.3	14.3	16.2	16.2
Wolcottville, IN	46795	State of Indiana Employees - ...	10	Licensed Chemical De...	2 in 15 miles	10	100.0	8.4	10.3	10.4	11.1
Grand Totals		State of Indiana Employees - ...	2,040	Licensed Chemical De...	2 in 15 miles	2,005	98.3	6.6	8.8	13.2	14.4

Access Detail By Zip Code

February 18, 2021

Access Analysis

Access Standards

Employee / Provider Groups

State of Indiana Employees - Out of State

Licensed Chemical Dependency Counselors

Employees With Access											
City	Zip Code	Employee		Provider		With Access		Average Distance			
		Group	#	Group	Standard	#	%	1	2	3	4
Aurora, IL	60505	State of Indiana Employees -...	1	Licensed Chemical De...	2 in 10 miles	1	100.0	0.9	1.0	1.8	1.8
Beaufort, NC	28516	State of Indiana Employees -...	1	Licensed Chemical De...	2 in 10 miles	1	100.0	6.3	6.7	6.7	6.7
Beaver Dam, KY	42320	State of Indiana Employees -...	1	Licensed Chemical De...	2 in 10 miles	1	100.0	1.9	5.5	5.6	20.4
Bowling Green, KY	42101	State of Indiana Employees -...	1	Licensed Chemical De...	2 in 10 miles	1	100.0	1.9	1.9	2.6	3.6
Bradenton, FL	34209	State of Indiana Employees -...	1	Licensed Chemical De...	2 in 10 miles	1	100.0	0.7	1.5	2.5	2.6
Brookville, OH	45309	State of Indiana Employees -...	2	Licensed Chemical De...	2 in 10 miles	2	100.0	0.6	7.7	8.2	9.6
Cape Coral, FL	33993	State of Indiana Employees -...	1	Licensed Chemical De...	2 in 10 miles	1	100.0	6.7	6.7	6.7	7.9
Champaign, IL	61820	State of Indiana Employees -...	1	Licensed Chemical De...	2 in 10 miles	1	100.0	0.4	0.5	0.5	0.7
Columbia, SC	29223	State of Indiana Employees -...	1	Licensed Chemical De...	2 in 10 miles	1	100.0	0.8	1.3	1.9	3.1
Dayton, OH	45414	State of Indiana Employees -...	1	Licensed Chemical De...	2 in 10 miles	1	100.0	1.7	2.3	2.3	2.3
Englewood, FL	34223	State of Indiana Employees -...	1	Licensed Chemical De...	2 in 10 miles	1	100.0	2.7	3.3	4.2	5.7
Fairborn, OH	45324	State of Indiana Employees -...	1	Licensed Chemical De...	2 in 10 miles	1	100.0	1.6	1.8	1.8	1.8
Fort Lauderdale,...	33334	State of Indiana Employees -...	1	Licensed Chemical De...	2 in 10 miles	1	100.0	0.2	0.9	1.2	1.2
Fort Myers, FL	33908	State of Indiana Employees -...	1	Licensed Chemical De...	2 in 10 miles	1	100.0	1.7	5.8	5.8	5.8
	33913	State of Indiana Employees -...	1	Licensed Chemical De...	2 in 10 miles	1	100.0	7.0	7.0	7.1	8.0
	33919	State of Indiana Employees -...	1	Licensed Chemical De...	2 in 10 miles	1	100.0	1.5	1.5	1.5	1.6
Gill, MA	01354	State of Indiana Employees -...	1	Licensed Chemical De...	2 in 10 miles	1	100.0	4.8	4.8	5.5	5.8
Grand Blanc, MI	48439	State of Indiana Employees -...	1	Licensed Chemical De...	2 in 10 miles	1	100.0	2.4	5.4	7.9	7.9
Hartford, KY	42347	State of Indiana Employees -...	1	Licensed Chemical De...	2 in 10 miles	1	100.0	4.5	4.6	7.1	23.3
Houston, TX	77090	State of Indiana Employees -...	1	Licensed Chemical De...	2 in 10 miles	1	100.0	0.9	0.9	0.9	0.9
Hudson, IL	61748	State of Indiana Employees -...	1	Licensed Chemical De...	2 in 10 miles	1	100.0	8.7	8.9	9.6	9.6
Irmo, SC	29063	State of Indiana Employees -...	1	Licensed Chemical De...	2 in 10 miles	1	100.0	6.5	7.8	7.8	8.1
Jackson, NJ	08527	State of Indiana Employees -...	1	Licensed Chemical De...	2 in 10 miles	1	100.0	1.2	2.6	4.7	6.4
Jasper, TN	37347	State of Indiana Employees -...	1	Licensed Chemical De...	2 in 10 miles	1	100.0	1.2	2.1	18.1	18.3
Keller, TX	76244	State of Indiana Employees -...	1	Licensed Chemical De...	2 in 10 miles	1	100.0	1.7	1.9	2.6	6.4
Langhorne, PA	19047	State of Indiana Employees -...	1	Licensed Chemical De...	2 in 10 miles	1	100.0	1.4	2.6	2.9	2.9
Lexington, KY	40502	State of Indiana Employees -...	1	Licensed Chemical De...	2 in 10 miles	1	100.0	1.6	1.9	2.0	2.1
Lexington, NC	27292	State of Indiana Employees -...	1	Licensed Chemical De...	2 in 10 miles	1	100.0	4.8	4.8	5.2	5.2
Madisonville, KY	42431	State of Indiana Employees -...	1	Licensed Chemical De...	2 in 10 miles	1	100.0	0.5	1.1	2.2	21.3
Mansfield, OH	44906	State of Indiana Employees -...	1	Licensed Chemical De...	2 in 10 miles	1	100.0	1.4	2.0	2.1	2.1
McKinney, TX	75069	State of Indiana Employees -...	1	Licensed Chemical De...	2 in 10 miles	1	100.0	1.0	1.5	2.3	2.3
Middlesex, NC	27557	State of Indiana Employees -...	1	Licensed Chemical De...	2 in 10 miles	1	100.0	9.7	9.7	9.7	9.7
Miller Place, NY	11764	State of Indiana Employees -...	1	Licensed Chemical De...	2 in 10 miles	1	100.0	0.6	1.5	2.3	2.4
Myrtle Beach, SC	29579	State of Indiana Employees -...	1	Licensed Chemical De...	2 in 10 miles	1	100.0	2.4	3.7	3.8	3.9
Naples, FL	34110	State of Indiana Employees -...	1	Licensed Chemical De...	2 in 10 miles	1	100.0	2.6	2.8	2.9	4.0
	34116	State of Indiana Employees -...	1	Licensed Chemical De...	2 in 10 miles	1	100.0	2.1	2.1	2.8	5.8
New Berlin, WI	53146	State of Indiana Employees -...	1	Licensed Chemical De...	2 in 10 miles	1	100.0	4.3	4.9	5.5	5.5
Ocala, FL	34471	State of Indiana Employees -...	1	Licensed Chemical De...	2 in 10 miles	1	100.0	0.4	1.2	1.5	1.5
Orange City, FL	32763	State of Indiana Employees -...	1	Licensed Chemical De...	2 in 10 miles	1	100.0	2.3	3.3	3.8	4.5
Orlando, FL	32839	State of Indiana Employees -...	1	Licensed Chemical De...	2 in 10 miles	1	100.0	1.8	1.8	1.8	1.8

February 18, 2021

- Access Analysis
 - Access Standards
- Employee / Provider Groups
 - State of Indiana Employees - Out of State
 - Licensed Chemical Dependency Counselors

[illegible]

Access Detail By Zip Code

February 18, 2021

Access Analysis
Access Standards
Employee / Provider Groups
State of Indiana Employees - Urban
Psychologists

Employees Without Access											
City	Zip Code	Employee		Provider		Without Access		Average Distance			
		Group	#	Group	Standard	#	%	1	2	3	4
Albany, IN	47320	State of Indiana Employees - ...	11	Psychologists	2 in 5 miles	11	100.0	11.0	12.6	13.5	13.5
Amo, IN	46103	State of Indiana Employees - ...	2	Psychologists	2 in 5 miles	2	100.0	12.3	13.1	13.1	13.1
Arcadia, IN	46030	State of Indiana Employees - ...	7	Psychologists	2 in 5 miles	7	100.0	8.0	8.9	8.9	8.9
Atlanta, IN	46031	State of Indiana Employees - ...	7	Psychologists	2 in 5 miles	7	100.0	5.2	11.9	11.9	12.0
Battle Ground, IN	47920	State of Indiana Employees - ...	6	Psychologists	2 in 5 miles	6	100.0	6.5	6.5	6.5	6.5
Beecher, IL	60401	State of Indiana Employees - ...	1	Psychologists	2 in 5 miles	1	100.0	7.4	15.1	15.1	15.3
Bloomington, IN	47403	State of Indiana Employees - ...	75	Psychologists	2 in 5 miles	1	1.3	6.3	6.3	6.7	6.9
Borden, IN	47106	State of Indiana Employees - ...	11	Psychologists	2 in 5 miles	11	100.0	13.0	13.3	15.0	15.1
Bridgman, MI	49106	State of Indiana Employees - ...	1	Psychologists	2 in 5 miles	1	100.0	10.8	11.3	11.8	11.8
Bristol, IN	46507	State of Indiana Employees - ...	4	Psychologists	2 in 5 miles	4	100.0	8.1	8.1	8.1	8.1
Buchanan, MI	49107	State of Indiana Employees - ...	5	Psychologists	2 in 5 miles	5	100.0	6.6	9.1	9.2	9.2
Cedar Lake, IN	46303	State of Indiana Employees - ...	7	Psychologists	2 in 5 miles	7	100.0	7.9	8.8	8.8	8.8
Charlestown, IN	47111	State of Indiana Employees - ...	30	Psychologists	2 in 5 miles	30	100.0	11.7	12.2	12.5	13.1
Chicago Heights...	60411	State of Indiana Employees - ...	2	Psychologists	2 in 5 miles	2	100.0	4.1	6.0	6.0	6.2
Cicero, IN	46034	State of Indiana Employees - ...	24	Psychologists	2 in 5 miles	24	100.0	5.7	6.2	6.2	6.4
Clarks Hill, IN	47930	State of Indiana Employees - ...	4	Psychologists	2 in 5 miles	4	100.0	12.8	12.8	12.8	12.8
Clayton, IN	46118	State of Indiana Employees - ...	43	Psychologists	2 in 5 miles	43	100.0	8.9	9.3	9.3	9.3
Coatesville, IN	46121	State of Indiana Employees - ...	28	Psychologists	2 in 5 miles	28	100.0	12.3	13.3	13.4	13.6
Daleville, IN	47334	State of Indiana Employees - ...	8	Psychologists	2 in 5 miles	8	100.0	5.8	6.2	6.2	6.2
Dayton, IN	47941	State of Indiana Employees - ...	6	Psychologists	2 in 5 miles	6	100.0	5.7	6.8	7.0	7.0
Eaton, IN	47338	State of Indiana Employees - ...	8	Psychologists	2 in 5 miles	8	100.0	8.6	10.5	11.1	11.1
Edinburgh, IN	46124	State of Indiana Employees - ...	35	Psychologists	2 in 5 miles	35	100.0	11.4	11.9	13.3	13.5
Ellettsville, IN	47429	State of Indiana Employees - ...	16	Psychologists	2 in 5 miles	16	100.0	7.0	8.2	9.2	9.2
Evansville, IN	47725	State of Indiana Employees - ...	46	Psychologists	2 in 5 miles	46	100.0	6.8	8.3	8.5	8.6
Fontanet, IN	47851	State of Indiana Employees - ...	1	Psychologists	2 in 5 miles	1	100.0	10.0	13.3	13.3	13.3
Fort Wayne, IN	46809	State of Indiana Employees - ...	14	Psychologists	2 in 5 miles	1	7.1	4.9	5.1	5.1	5.1
	46816	State of Indiana Employees - ...	31	Psychologists	2 in 5 miles	31	100.0	5.3	5.3	5.3	5.5
Frankton, IN	46044	State of Indiana Employees - ...	11	Psychologists	2 in 5 miles	11	100.0	6.1	6.1	6.1	6.1
Gaston, IN	47342	State of Indiana Employees - ...	14	Psychologists	2 in 5 miles	14	100.0	9.8	9.9	9.9	9.9
Grabill, IN	46741	State of Indiana Employees - ...	5	Psychologists	2 in 5 miles	5	100.0	6.5	6.7	6.7	6.7
Hanna, IN	46340	State of Indiana Employees - ...	7	Psychologists	2 in 5 miles	7	100.0	14.9	15.0	15.0	15.5
Harlan, IN	46743	State of Indiana Employees - ...	4	Psychologists	2 in 5 miles	4	100.0	11.6	11.8	11.8	11.8
Harrison, OH	45030	State of Indiana Employees - ...	3	Psychologists	2 in 5 miles	3	100.0	8.6	10.5	10.8	10.8
Hebron, IN	46341	State of Indiana Employees - ...	19	Psychologists	2 in 5 miles	19	100.0	11.3	11.3	12.4	12.4
Hebron, KY	41048	State of Indiana Employees - ...	1	Psychologists	2 in 5 miles	1	100.0	4.8	7.2	7.2	7.2
Henryville, IN	47126	State of Indiana Employees - ...	12	Psychologists	2 in 5 miles	12	100.0	12.6	12.8	14.4	14.4
Hoagland, IN	46745	State of Indiana Employees - ...	4	Psychologists	2 in 5 miles	4	100.0	12.9	12.9	12.9	13.7
Independence, KY	41051	State of Indiana Employees - ...	2	Psychologists	2 in 5 miles	2	100.0	5.4	5.4	5.4	5.9
Indianapolis, IN	46259	State of Indiana Employees - ...	82	Psychologists	2 in 5 miles	80	97.6	7.1	7.1	7.8	7.8
Ingalls, IN	46048	State of Indiana Employees - ...	25	Psychologists	2 in 5 miles	25	100.0	7.6	7.6	10.1	10.3

Access Detail By Zip Code

February 18, 2021

Access Analysis
Access StandardsEmployee / Provider Groups
State of Indiana Employees - Urban
Psychologists

Employees Without Access											
City	Zip Code	Employee		Provider		Without Access		Average Distance			
		Group	#	Group	Standard	#	%	1	2	3	4
Kingsbury, IN	46345	State of Indiana Employees - ...	2	Psychologists	2 in 5 miles	2	100.0	6.8	6.9	7.1	16.3
Kingsford Height...	46346	State of Indiana Employees - ...	10	Psychologists	2 in 5 miles	10	100.0	10.0	10.0	10.2	16.0
Kouts, IN	46347	State of Indiana Employees - ...	16	Psychologists	2 in 5 miles	16	100.0	8.8	9.3	9.3	9.8
La Crosse, IN	46348	State of Indiana Employees - ...	4	Psychologists	2 in 5 miles	4	100.0	14.5	14.9	15.1	15.1
La Porte, IN	46350	State of Indiana Employees - ...	214	Psychologists	2 in 5 miles	169	79.0	7.9	8.0	8.5	9.3
Lakeville, IN	46536	State of Indiana Employees - ...	8	Psychologists	2 in 5 miles	8	100.0	12.0	12.0	12.1	12.1
Leo, IN	46765	State of Indiana Employees - ...	7	Psychologists	2 in 5 miles	7	100.0	5.6	5.7	5.8	5.8
Leroy, IN	46355	State of Indiana Employees - ...	1	Psychologists	2 in 5 miles	1	100.0	8.8	9.0	9.0	9.3
Lewis, IN	47858	State of Indiana Employees - ...	3	Psychologists	2 in 5 miles	3	100.0	15.9	16.9	17.6	18.4
Lizton, IN	46149	State of Indiana Employees - ...	10	Psychologists	2 in 5 miles	10	100.0	10.7	11.5	11.5	12.7
Markleville, IN	46056	State of Indiana Employees - ...	25	Psychologists	2 in 5 miles	25	100.0	8.3	8.3	8.3	9.3
Memphis, IN	47143	State of Indiana Employees - ...	7	Psychologists	2 in 5 miles	7	100.0	9.0	9.1	10.6	10.6
Middlebury, IN	46540	State of Indiana Employees - ...	2	Psychologists	2 in 5 miles	2	100.0	6.5	7.1	11.5	11.5
Mill Creek, IN	46365	State of Indiana Employees - ...	3	Psychologists	2 in 5 miles	3	100.0	9.1	9.1	9.4	17.9
Monroeville, IN	46773	State of Indiana Employees - ...	6	Psychologists	2 in 5 miles	6	100.0	12.4	12.4	12.4	18.4
Nabb, IN	47147	State of Indiana Employees - ...	1	Psychologists	2 in 5 miles	1	100.0	16.1	16.6	17.2	19.5
Nappanee, IN	46550	State of Indiana Employees - ...	9	Psychologists	2 in 5 miles	9	100.0	14.4	14.4	14.4	14.4
Needham, IN	46162	State of Indiana Employees - ...	1	Psychologists	2 in 5 miles	1	100.0	9.3	9.4	9.4	10.0
New Buffalo, MI	49117	State of Indiana Employees - ...	5	Psychologists	2 in 5 miles	5	100.0	11.7	12.0	12.0	12.3
New Carlisle, IN	46552	State of Indiana Employees - ...	20	Psychologists	2 in 5 miles	20	100.0	10.2	13.9	13.9	13.9
New Goshen, IN	47863	State of Indiana Employees - ...	2	Psychologists	2 in 5 miles	2	100.0	8.3	8.3	8.3	9.0
New Haven, IN	46774	State of Indiana Employees - ...	21	Psychologists	2 in 5 miles	21	100.0	5.7	6.1	6.1	6.1
New Paris, IN	46553	State of Indiana Employees - ...	5	Psychologists	2 in 5 miles	5	100.0	7.2	7.4	7.4	7.4
New Washingto...	47162	State of Indiana Employees - ...	1	Psychologists	2 in 5 miles	1	100.0	12.4	14.1	16.0	16.0
Nineveh, IN	46164	State of Indiana Employees - ...	29	Psychologists	2 in 5 miles	29	100.0	11.2	11.7	12.3	12.3
North Liberty, IN	46554	State of Indiana Employees - ...	11	Psychologists	2 in 5 miles	11	100.0	17.1	18.3	18.3	18.7
North Salem, IN	46165	State of Indiana Employees - ...	6	Psychologists	2 in 5 miles	6	100.0	14.6	14.9	14.9	15.1
Osceola, IN	46561	State of Indiana Employees - ...	12	Psychologists	2 in 5 miles	12	100.0	4.6	5.7	5.9	5.9
Otisco, IN	47163	State of Indiana Employees - ...	3	Psychologists	2 in 5 miles	3	100.0	17.2	18.2	18.3	18.3
Pendleton, IN	46064	State of Indiana Employees - ...	101	Psychologists	2 in 5 miles	101	100.0	8.3	8.3	9.0	9.0
Philpot, KY	42366	State of Indiana Employees - ...	1	Psychologists	2 in 5 miles	1	100.0	11.4	12.1	12.5	12.8
Pittsboro, IN	46167	State of Indiana Employees - ...	39	Psychologists	2 in 5 miles	39	100.0	5.3	6.1	6.2	7.2
Prairie Creek, IN	47869	State of Indiana Employees - ...	1	Psychologists	2 in 5 miles	1	100.0	12.9	13.6	14.0	14.2
Riley, IN	47871	State of Indiana Employees - ...	4	Psychologists	2 in 5 miles	4	100.0	5.3	6.9	8.0	8.0
Rolling Prairie, IN	46371	State of Indiana Employees - ...	15	Psychologists	2 in 5 miles	15	100.0	9.9	10.0	10.5	12.2
Romney, IN	47981	State of Indiana Employees - ...	3	Psychologists	2 in 5 miles	3	100.0	9.6	10.4	11.8	12.0
Saint John, IN	46373	State of Indiana Employees - ...	4	Psychologists	2 in 5 miles	2	50.0	5.1	5.8	6.1	6.6
Selma, IN	47383	State of Indiana Employees - ...	12	Psychologists	2 in 5 miles	12	100.0	8.3	8.3	8.3	8.3
Shelby, IN	46377	State of Indiana Employees - ...	1	Psychologists	2 in 5 miles	1	100.0	9.0	9.0	15.6	16.3
Sheridan, IN	46069	State of Indiana Employees - ...	16	Psychologists	2 in 5 miles	16	100.0	8.0	10.5	10.5	13.1

February 18, 2021

Access Analysis
Access Standards
Employee / Provider Groups
State of Indiana Employees - Urban
Psychologists

[illegible]

Access Detail By Zip Code

February 18, 2021

Access Analysis
Access StandardsEmployee / Provider Groups
State of Indiana Employees -
Rural/Mixed
Psychologists

Employees Without Access											
City	Zip Code	Employee		Provider		Without Access		Average Distance			
		Group	#	Group	Standard	#	%	1	2	3	4
Advance, IN	46102	State of Indiana Employees -...	1	Psychologists	2 in 10 miles	1	100.0	10.5	10.5	10.5	10.5
Amboy, IN	46911	State of Indiana Employees -...	5	Psychologists	2 in 10 miles	5	100.0	15.7	15.9	16.3	16.4
Arcanum, OH	45304	State of Indiana Employees -...	1	Psychologists	2 in 10 miles	1	100.0	11.5	17.2	19.4	21.1
Ashley, IN	46705	State of Indiana Employees -...	3	Psychologists	2 in 10 miles	3	100.0	11.7	11.7	11.7	11.7
Austin, IN	47102	State of Indiana Employees -...	28	Psychologists	2 in 10 miles	28	100.0	22.4	23.8	24.5	24.6
Bedford, IN	47421	State of Indiana Employees -...	72	Psychologists	2 in 10 miles	72	100.0	20.6	20.7	20.9	20.9
Berne, IN	46711	State of Indiana Employees -...	6	Psychologists	2 in 10 miles	6	100.0	11.9	11.9	11.9	15.1
Bicknell, IN	47512	State of Indiana Employees -...	19	Psychologists	2 in 10 miles	19	100.0	17.3	24.8	26.8	39.6
Birdseye, IN	47513	State of Indiana Employees -...	9	Psychologists	2 in 10 miles	9	100.0	13.4	15.6	15.6	19.8
Boonville, IN	47601	State of Indiana Employees -...	44	Psychologists	2 in 10 miles	44	100.0	8.4	14.0	14.0	14.0
Bourbon, IN	46504	State of Indiana Employees -...	1	Psychologists	2 in 10 miles	1	100.0	12.5	12.5	12.5	12.5
Bremen, IN	46506	State of Indiana Employees -...	13	Psychologists	2 in 10 miles	13	100.0	13.9	13.9	13.9	13.9
Bronson, MI	49028	State of Indiana Employees -...	1	Psychologists	2 in 10 miles	1	100.0	8.6	13.0	14.6	14.6
Brownstown, IN	47220	State of Indiana Employees -...	34	Psychologists	2 in 10 miles	34	100.0	26.3	26.7	27.9	27.9
Bruceville, IN	47516	State of Indiana Employees -...	11	Psychologists	2 in 10 miles	11	100.0	11.2	23.4	25.5	38.3
Bunker Hill, IN	46914	State of Indiana Employees -...	12	Psychologists	2 in 10 miles	12	100.0	8.9	11.4	12.4	13.1
Butler, IN	46721	State of Indiana Employees -...	11	Psychologists	2 in 10 miles	11	100.0	14.4	14.4	14.4	14.4
Cambridge City, IN	47327	State of Indiana Employees -...	35	Psychologists	2 in 10 miles	35	100.0	15.9	15.9	16.4	16.9
Canaan, IN	47224	State of Indiana Employees -...	9	Psychologists	2 in 10 miles	9	100.0	15.3	16.5	18.2	18.2
Cannelburg, IN	47519	State of Indiana Employees -...	1	Psychologists	2 in 10 miles	1	100.0	14.3	18.2	18.2	28.8
Celina, OH	45822	State of Indiana Employees -...	1	Psychologists	2 in 10 miles	1	100.0	21.4	21.6	22.7	27.8
Clarksburg, IN	47225	State of Indiana Employees -...	1	Psychologists	2 in 10 miles	1	100.0	15.1	15.6	15.6	15.7
Claypool, IN	46510	State of Indiana Employees -...	10	Psychologists	2 in 10 miles	10	100.0	9.5	10.1	10.4	10.4
Colfax, IN	46035	State of Indiana Employees -...	5	Psychologists	2 in 10 miles	5	100.0	13.8	13.8	13.8	13.8
Connersville, IN	47331	State of Indiana Employees -...	80	Psychologists	2 in 10 miles	80	100.0	21.6	21.6	25.0	25.3
Converse, IN	46919	State of Indiana Employees -...	10	Psychologists	2 in 10 miles	10	100.0	11.1	11.5	12.5	14.5
Corydon, KY	42406	State of Indiana Employees -...	2	Psychologists	2 in 10 miles	2	100.0	6.4	12.4	13.1	13.5
Crothersville, IN	47229	State of Indiana Employees -...	11	Psychologists	2 in 10 miles	11	100.0	24.4	24.5	24.7	25.8
Culver, IN	46511	State of Indiana Employees -...	9	Psychologists	2 in 10 miles	9	100.0	14.4	15.5	15.5	15.5
Danville, IL	61832	State of Indiana Employees -...	2	Psychologists	2 in 10 miles	2	100.0	12.7	20.3	20.3	20.3
	61834	State of Indiana Employees -...	1	Psychologists	2 in 10 miles	1	100.0	14.6	22.7	22.7	22.7
Decker, IN	47524	State of Indiana Employees -...	3	Psychologists	2 in 10 miles	3	100.0	11.5	34.2	35.5	35.9
Denver, IN	46926	State of Indiana Employees -...	9	Psychologists	2 in 10 miles	9	100.0	6.6	14.8	15.3	16.3
Deputy, IN	47230	State of Indiana Employees -...	16	Psychologists	2 in 10 miles	16	100.0	14.6	15.8	15.9	16.0
Dillsboro, IN	47018	State of Indiana Employees -...	10	Psychologists	2 in 10 miles	10	100.0	16.9	16.9	16.9	16.9
Dowagiac, MI	49047	State of Indiana Employees -...	1	Psychologists	2 in 10 miles	1	100.0	10.6	10.6	13.5	13.5
Dublin, IN	47335	State of Indiana Employees -...	6	Psychologists	2 in 10 miles	6	100.0	15.8	16.3	16.5	17.5
Dubois, IN	47527	State of Indiana Employees -...	3	Psychologists	2 in 10 miles	3	100.0	9.9	11.9	11.9	22.0
Dunreith, IN	47337	State of Indiana Employees -...	3	Psychologists	2 in 10 miles	3	100.0	10.0	11.8	11.9	18.0
Dupont, IN	47231	State of Indiana Employees -...	17	Psychologists	2 in 10 miles	17	100.0	13.5	13.6	14.3	16.0

Access Detail By Zip Code

February 18, 2021

Access Analysis
Access StandardsEmployee / Provider Groups
State of Indiana Employees -
Rural/Mixed
Psychologists

Employees Without Access											
City	Zip Code	Employee		Provider		Without Access		Average Distance			
		Group	#	Group	Standard	#	%	1	2	3	4
Economy, IN	47339	State of Indiana Employees -...	7	Psychologists	2 in 10 miles	7	100.0	17.0	17.1	17.5	17.7
Edwardsport, IN	47528	State of Indiana Employees -...	7	Psychologists	2 in 10 miles	7	100.0	23.4	23.6	25.5	39.9
Elberfeld, IN	47613	State of Indiana Employees -...	8	Psychologists	2 in 10 miles	8	100.0	12.8	12.9	12.9	12.9
Elizabethtown, IN	47232	State of Indiana Employees -...	6	Psychologists	2 in 10 miles	6	100.0	11.9	11.9	13.6	13.9
Elnora, IN	47529	State of Indiana Employees -...	2	Psychologists	2 in 10 miles	2	100.0	30.2	32.5	33.4	34.3
Eminence, IN	46125	State of Indiana Employees -...	1	Psychologists	2 in 10 miles	1	100.0	17.0	17.0	17.1	17.1
Etna Green, IN	46524	State of Indiana Employees -...	4	Psychologists	2 in 10 miles	4	100.0	13.0	13.0	13.7	13.7
Fairmount, IN	46928	State of Indiana Employees -...	14	Psychologists	2 in 10 miles	14	100.0	10.2	10.2	10.2	10.6
Ferdinand, IN	47532	State of Indiana Employees -...	17	Psychologists	2 in 10 miles	17	100.0	13.1	13.1	17.1	21.2
Forest, IN	46039	State of Indiana Employees -...	1	Psychologists	2 in 10 miles	1	100.0	13.2	14.1	14.2	14.5
Fowlerton, IN	46930	State of Indiana Employees -...	1	Psychologists	2 in 10 miles	1	100.0	14.2	14.9	14.9	14.9
Freelandville, IN	47535	State of Indiana Employees -...	4	Psychologists	2 in 10 miles	4	100.0	19.6	21.6	23.6	37.3
Freetown, IN	47235	State of Indiana Employees -...	11	Psychologists	2 in 10 miles	11	100.0	25.1	25.5	27.1	27.1
Galveston, IN	46932	State of Indiana Employees -...	28	Psychologists	2 in 10 miles	28	100.0	10.9	10.9	12.0	12.0
Geneva, IN	46740	State of Indiana Employees -...	3	Psychologists	2 in 10 miles	3	100.0	16.9	16.9	16.9	19.8
Georgetown, IL	61846	State of Indiana Employees -...	1	Psychologists	2 in 10 miles	1	100.0	10.4	10.4	10.4	22.6
Georgetown, IN	47122	State of Indiana Employees -...	18	Psychologists	2 in 10 miles	18	100.0	7.9	10.4	10.4	10.4
Glenwood, IN	46133	State of Indiana Employees -...	1	Psychologists	2 in 10 miles	1	100.0	22.5	23.1	23.1	23.1
Grammer, IN	47236	State of Indiana Employees -...	1	Psychologists	2 in 10 miles	1	100.0	11.8	11.8	13.4	13.9
Greens Fork, IN	47345	State of Indiana Employees -...	8	Psychologists	2 in 10 miles	8	100.0	9.5	12.1	12.1	12.3
Greensburg, IN	47240	State of Indiana Employees -...	51	Psychologists	2 in 10 miles	51	100.0	14.9	15.5	15.5	15.5
Greenville, IN	47124	State of Indiana Employees -...	3	Psychologists	2 in 10 miles	3	100.0	10.6	10.8	12.5	12.5
Greenville, OH	45331	State of Indiana Employees -...	6	Psychologists	2 in 10 miles	6	100.0	0.2	21.5	22.1	27.4
Gwynneville, IN	46144	State of Indiana Employees -...	1	Psychologists	2 in 10 miles	1	100.0	14.0	14.0	14.6	14.6
Hagerstown, IN	47346	State of Indiana Employees -...	21	Psychologists	2 in 10 miles	21	100.0	11.4	11.5	12.0	17.0
Hamilton, IN	46742	State of Indiana Employees -...	4	Psychologists	2 in 10 miles	4	100.0	13.1	13.1	13.1	13.1
Hartsville, IN	47244	State of Indiana Employees -...	3	Psychologists	2 in 10 miles	3	100.0	13.5	13.5	14.8	15.2
Heltonville, IN	47436	State of Indiana Employees -...	4	Psychologists	2 in 10 miles	4	100.0	17.9	18.0	18.9	19.4
Holland, IN	47541	State of Indiana Employees -...	2	Psychologists	2 in 10 miles	2	100.0	16.3	16.3	17.8	24.9
Hoopeston, IL	60942	State of Indiana Employees -...	1	Psychologists	2 in 10 miles	1	100.0	31.1	31.1	31.1	31.1
Hope, IN	47246	State of Indiana Employees -...	20	Psychologists	2 in 10 miles	20	100.0	11.9	11.9	13.2	13.6
Hudson, IN	46747	State of Indiana Employees -...	6	Psychologists	2 in 10 miles	6	100.0	13.0	13.0	13.0	13.0
Huron, IN	47437	State of Indiana Employees -...	1	Psychologists	2 in 10 miles	1	100.0	20.4	31.4	31.6	32.8
Jamestown, IN	46147	State of Indiana Employees -...	10	Psychologists	2 in 10 miles	10	100.0	12.9	12.9	12.9	12.9
Jones, MI	49061	State of Indiana Employees -...	1	Psychologists	2 in 10 miles	1	100.0	11.4	11.4	15.1	15.5
Kirklin, IN	46050	State of Indiana Employees -...	8	Psychologists	2 in 10 miles	8	100.0	13.6	13.6	13.6	13.6
Knightstown, IN	46148	State of Indiana Employees -...	70	Psychologists	2 in 10 miles	70	100.0	12.6	14.3	14.5	15.1
Kurtz, IN	47249	State of Indiana Employees -...	1	Psychologists	2 in 10 miles	1	100.0	27.4	27.4	28.3	28.6
Ladoga, IN	47954	State of Indiana Employees -...	15	Psychologists	2 in 10 miles	15	100.0	12.8	12.8	12.9	12.9
Lake Cicott, IN	46942	State of Indiana Employees -...	1	Psychologists	2 in 10 miles	1	100.0	9.7	10.3	10.5	12.3

Access Detail By Zip Code

February 18, 2021

Access Analysis
Access StandardsEmployee / Provider Groups
State of Indiana Employees -
Rural/Mixed
Psychologists

Employees Without Access											
City	Zip Code	Employee		Provider		Without Access		Average Distance			
		Group	#	Group	Standard	#	%	1	2	3	4
Laketon, IN	46943	State of Indiana Employees -...	2	Psychologists	2 in 10 miles	2	100.0	6.1	11.1	11.1	11.9
Lexington, IN	47138	State of Indiana Employees -...	26	Psychologists	2 in 10 miles	26	100.0	15.3	16.3	22.7	23.8
Liberty Mills, IN	46946	State of Indiana Employees -...	2	Psychologists	2 in 10 miles	2	100.0	3.3	16.2	17.0	17.1
Ligonier, IN	46767	State of Indiana Employees -...	7	Psychologists	2 in 10 miles	7	100.0	11.4	11.4	11.4	11.4
Lynnville, IN	47619	State of Indiana Employees -...	3	Psychologists	2 in 10 miles	3	100.0	16.1	21.7	21.7	21.7
Macy, IN	46951	State of Indiana Employees -...	14	Psychologists	2 in 10 miles	14	100.0	14.4	20.9	22.2	23.1
Markle, IN	46770	State of Indiana Employees -...	3	Psychologists	2 in 10 miles	3	100.0	13.7	13.9	13.9	13.9
Martinsville, IN	46151	State of Indiana Employees -...	173	Psychologists	2 in 10 miles	173	100.0	6.9	13.4	14.1	15.9
Matthews, IN	46957	State of Indiana Employees -...	2	Psychologists	2 in 10 miles	2	100.0	14.1	14.2	14.2	14.2
Medora, IN	47260	State of Indiana Employees -...	3	Psychologists	2 in 10 miles	3	100.0	31.1	33.9	34.0	35.0
Mendon, MI	49072	State of Indiana Employees -...	1	Psychologists	2 in 10 miles	1	100.0	9.6	11.5	11.5	11.5
Mentone, IN	46539	State of Indiana Employees -...	4	Psychologists	2 in 10 miles	4	100.0	13.9	14.6	14.9	14.9
Mexico, IN	46958	State of Indiana Employees -...	3	Psychologists	2 in 10 miles	3	100.0	5.1	14.0	14.8	14.8
Milton, IN	47357	State of Indiana Employees -...	5	Psychologists	2 in 10 miles	5	100.0	16.2	16.2	16.7	18.4
Mitchell, IN	47446	State of Indiana Employees -...	31	Psychologists	2 in 10 miles	31	100.0	11.6	27.6	30.4	30.4
Monroe City, IN	47557	State of Indiana Employees -...	7	Psychologists	2 in 10 miles	7	100.0	14.0	31.3	34.4	35.3
Montgomery, IN	47558	State of Indiana Employees -...	7	Psychologists	2 in 10 miles	7	100.0	21.2	25.0	25.0	26.7
Montgomery, MI	49255	State of Indiana Employees -...	1	Psychologists	2 in 10 miles	1	100.0	16.6	16.6	16.6	16.6
Mooreland, IN	47360	State of Indiana Employees -...	7	Psychologists	2 in 10 miles	7	100.0	10.7	10.9	12.7	19.2
Moore Hill, IN	47032	State of Indiana Employees -...	6	Psychologists	2 in 10 miles	6	100.0	11.0	11.0	11.0	11.0
Morristown, IN	46161	State of Indiana Employees -...	7	Psychologists	2 in 10 miles	7	100.0	11.9	11.9	11.9	11.9
Mulberry, IN	46058	State of Indiana Employees -...	1	Psychologists	2 in 10 miles	1	100.0	11.5	11.5	11.5	11.5
New Madison, OH	45346	State of Indiana Employees -...	1	Psychologists	2 in 10 miles	1	100.0	12.7	16.1	18.1	18.6
New Richmond, IN	47967	State of Indiana Employees -...	7	Psychologists	2 in 10 miles	7	100.0	12.2	12.2	14.9	14.9
New Ross, IN	47968	State of Indiana Employees -...	7	Psychologists	2 in 10 miles	7	100.0	13.8	13.8	13.9	13.9
Norman, IN	47264	State of Indiana Employees -...	4	Psychologists	2 in 10 miles	4	100.0	26.2	26.3	27.3	27.9
North Manchest...	46962	State of Indiana Employees -...	18	Psychologists	2 in 10 miles	18	100.0	2.1	12.9	13.7	14.3
Oaktown, IN	47561	State of Indiana Employees -...	16	Psychologists	2 in 10 miles	16	100.0	16.4	18.6	19.1	33.6
Odon, IN	47562	State of Indiana Employees -...	5	Psychologists	2 in 10 miles	5	100.0	29.4	33.0	33.0	35.4
Onward, IN	46967	State of Indiana Employees -...	1	Psychologists	2 in 10 miles	1	100.0	10.4	11.2	12.1	12.8
Oolitic, IN	47451	State of Indiana Employees -...	3	Psychologists	2 in 10 miles	3	100.0	18.4	18.7	18.7	18.9
Orland, IN	46776	State of Indiana Employees -...	3	Psychologists	2 in 10 miles	3	100.0	12.2	12.2	12.2	12.2
Paragon, IN	46166	State of Indiana Employees -...	9	Psychologists	2 in 10 miles	9	100.0	11.0	18.7	19.1	19.7
Pershing, IN	47370	State of Indiana Employees -...	1	Psychologists	2 in 10 miles	1	100.0	15.2	15.2	15.6	16.9
Peru, IN	46970	State of Indiana Employees -...	227	Psychologists	2 in 10 miles	227	100.0	2.6	13.2	13.6	15.1
Plainville, IN	47568	State of Indiana Employees -...	3	Psychologists	2 in 10 miles	3	100.0	26.3	31.1	32.8	32.8
Quincy, MI	49082	State of Indiana Employees -...	2	Psychologists	2 in 10 miles	2	100.0	6.5	11.8	13.1	14.1
Ridge Farm, IL	61870	State of Indiana Employees -...	1	Psychologists	2 in 10 miles	1	100.0	11.7	11.7	11.7	23.3
Roann, IN	46974	State of Indiana Employees -...	4	Psychologists	2 in 10 miles	4	100.0	11.7	12.2	12.2	13.4
Roanoke, IN	46783	State of Indiana Employees -...	18	Psychologists	2 in 10 miles	18	100.0	11.4	11.6	11.6	11.6

Access Detail By Zip Code

February 18, 2021

Access Analysis
Access StandardsEmployee / Provider Groups
State of Indiana Employees -
Rural/Mixed
Psychologists

Employees Without Access											
City	Zip Code	Employee		Provider		Without Access		Average Distance			
		Group	#	Group	Standard	#	%	1	2	3	4
Rossville, IN	46065	State of Indiana Employees - ...	7	Psychologists	2 in 10 miles	7	100.0	12.9	12.9	12.9	12.9
Royal Center, IN	46978	State of Indiana Employees - ...	26	Psychologists	2 in 10 miles	26	100.0	12.0	12.2	12.9	14.6
Saint Anthony, IN	47575	State of Indiana Employees - ...	2	Psychologists	2 in 10 miles	1	50.0	11.6	11.6	16.0	18.2
Saint Joe, IN	46785	State of Indiana Employees - ...	1	Psychologists	2 in 10 miles	1	100.0	11.4	11.4	11.4	11.4
Saint Paul, IN	47272	State of Indiana Employees - ...	12	Psychologists	2 in 10 miles	12	100.0	12.8	12.8	12.8	13.8
Sandborn, IN	47578	State of Indiana Employees - ...	10	Psychologists	2 in 10 miles	10	100.0	25.0	26.8	31.9	38.9
Scottsburg, IN	47170	State of Indiana Employees - ...	71	Psychologists	2 in 10 miles	71	100.0	22.5	22.7	23.8	24.6
Seymour, IN	47274	State of Indiana Employees - ...	85	Psychologists	2 in 10 miles	85	100.0	16.2	16.2	16.4	17.2
Shirley, IN	47384	State of Indiana Employees - ...	22	Psychologists	2 in 10 miles	22	100.0	9.1	10.1	10.2	16.0
Silver Lake, IN	46982	State of Indiana Employees - ...	7	Psychologists	2 in 10 miles	7	100.0	10.8	13.9	14.5	14.7
Spencerville, IN	46788	State of Indiana Employees - ...	3	Psychologists	2 in 10 miles	3	100.0	13.6	13.6	13.6	13.6
Spiceland, IN	47385	State of Indiana Employees - ...	15	Psychologists	2 in 10 miles	15	100.0	8.4	10.2	10.4	18.4
Springville, IN	47462	State of Indiana Employees - ...	8	Psychologists	2 in 10 miles	8	100.0	14.5	16.8	17.0	17.3
Straughn, IN	47387	State of Indiana Employees - ...	4	Psychologists	2 in 10 miles	4	100.0	11.8	12.1	12.3	22.0
Swayzee, IN	46986	State of Indiana Employees - ...	9	Psychologists	2 in 10 miles	9	100.0	10.7	12.6	13.3	14.6
Tennyson, IN	47637	State of Indiana Employees - ...	3	Psychologists	2 in 10 miles	3	100.0	19.0	19.1	19.9	23.5
Thorntown, IN	46071	State of Indiana Employees - ...	8	Psychologists	2 in 10 miles	8	100.0	10.5	11.7	11.7	11.7
Tippecanoe, IN	46570	State of Indiana Employees - ...	1	Psychologists	2 in 10 miles	1	100.0	16.0	16.3	16.4	16.4
Twelve Mile, IN	46988	State of Indiana Employees - ...	5	Psychologists	2 in 10 miles	5	100.0	11.7	12.7	13.7	14.0
Union City, OH	45390	State of Indiana Employees - ...	1	Psychologists	2 in 10 miles	1	100.0	11.4	13.5	25.3	27.1
Upland, IN	46989	State of Indiana Employees - ...	13	Psychologists	2 in 10 miles	13	100.0	14.9	15.7	16.6	18.6
Vallonia, IN	47281	State of Indiana Employees - ...	13	Psychologists	2 in 10 miles	13	100.0	31.5	31.9	33.2	33.2
Van Buren, IN	46991	State of Indiana Employees - ...	3	Psychologists	2 in 10 miles	3	100.0	10.9	11.7	13.5	19.2
Versailles, OH	45380	State of Indiana Employees - ...	1	Psychologists	2 in 10 miles	1	100.0	15.6	18.6	22.2	27.5
Vincennes, IN	47591	State of Indiana Employees - ...	143	Psychologists	2 in 10 miles	143	100.0	2.0	31.5	33.4	41.1
Walton, IN	46994	State of Indiana Employees - ...	33	Psychologists	2 in 10 miles	33	100.0	9.3	11.3	11.9	12.1
Warren, IN	46792	State of Indiana Employees - ...	16	Psychologists	2 in 10 miles	16	100.0	16.9	16.9	16.9	17.3
Washington, IN	47501	State of Indiana Employees - ...	75	Psychologists	2 in 10 miles	75	100.0	20.5	26.1	29.7	29.7
Waveland, IN	47989	State of Indiana Employees - ...	10	Psychologists	2 in 10 miles	10	100.0	13.8	13.8	17.1	17.2
Westphalia, IN	47596	State of Indiana Employees - ...	4	Psychologists	2 in 10 miles	4	100.0	24.0	25.8	26.9	39.5
Westport, IN	47283	State of Indiana Employees - ...	15	Psychologists	2 in 10 miles	15	100.0	13.4	13.6	13.7	17.8
Wheatland, IN	47597	State of Indiana Employees - ...	6	Psychologists	2 in 10 miles	6	100.0	12.7	31.8	33.2	33.9
Wilkinson, IN	46186	State of Indiana Employees - ...	11	Psychologists	2 in 10 miles	11	100.0	12.5	12.9	12.9	12.9
Williams, IN	47470	State of Indiana Employees - ...	6	Psychologists	2 in 10 miles	6	100.0	22.8	25.0	26.6	26.7
Williamsburg, IN	47393	State of Indiana Employees - ...	10	Psychologists	2 in 10 miles	10	100.0	11.4	13.8	13.8	14.0
Wingate, IN	47994	State of Indiana Employees - ...	1	Psychologists	2 in 10 miles	1	100.0	15.5	15.5	15.5	15.5
Grand Totals		State of Indiana Employees - ...	2,193	Psychologists	2 in 10 miles	2,192	99.9	12.5	17.5	18.5	20.4

Access Detail By Zip Code

February 18, 2021

Access Analysis
Access Standards
Employee / Provider Groups
State of Indiana Employees - Rural
Psychologists

Employees Without Access											
City	Zip Code	Employee		Provider		Without Access		Average Distance			
		Group	#	Group	Standard	#	%	1	2	3	4
Akron, IN	46910	State of Indiana Employees - ...	10	Psychologists	2 in 15 miles	10	100.0	15.1	18.5	23.5	24.1
Annapolis, IL	62413	State of Indiana Employees - ...	1	Psychologists	2 in 15 miles	1	100.0	14.6	22.4	23.4	35.9
Arlington, IN	46104	State of Indiana Employees - ...	5	Psychologists	2 in 15 miles	5	100.0	16.7	16.7	17.6	17.6
Bellmont, IL	62811	State of Indiana Employees - ...	1	Psychologists	2 in 15 miles	1	100.0	37.1	37.9	38.5	40.5
Bloomfield, IN	47424	State of Indiana Employees - ...	40	Psychologists	2 in 15 miles	40	100.0	21.5	22.4	24.8	25.0
Boswell, IN	47921	State of Indiana Employees - ...	1	Psychologists	2 in 15 miles	1	100.0	15.2	15.2	15.2	15.2
Bowling Green, IN	47833	State of Indiana Employees - ...	3	Psychologists	2 in 15 miles	3	100.0	15.8	17.2	20.3	20.3
Branchville, IN	47514	State of Indiana Employees - ...	9	Psychologists	2 in 15 miles	9	100.0	18.0	22.2	24.4	24.5
Brazil, IN	47834	State of Indiana Employees - ...	185	Psychologists	2 in 15 miles	185	100.0	0.9	16.5	16.7	16.7
Bridgeport, IL	62417	State of Indiana Employees - ...	6	Psychologists	2 in 15 miles	6	100.0	13.5	26.2	40.3	41.5
Bristow, IN	47515	State of Indiana Employees - ...	3	Psychologists	2 in 15 miles	3	100.0	16.7	19.6	23.4	24.3
Brownsville, IN	47325	State of Indiana Employees - ...	2	Psychologists	2 in 15 miles	2	100.0	16.1	16.1	16.6	18.2
Bryant, IN	47326	State of Indiana Employees - ...	2	Psychologists	2 in 15 miles	2	100.0	20.8	20.8	20.8	23.2
Buckskin, IN	47647	State of Indiana Employees - ...	1	Psychologists	2 in 15 miles	1	100.0	16.5	18.2	18.2	18.2
Campbellsburg, IN	47108	State of Indiana Employees - ...	11	Psychologists	2 in 15 miles	11	100.0	16.0	29.0	36.7	40.3
Casey, IL	62420	State of Indiana Employees - ...	1	Psychologists	2 in 15 miles	1	100.0	21.9	27.0	34.5	34.8
Centerpoint, IN	47840	State of Indiana Employees - ...	13	Psychologists	2 in 15 miles	13	100.0	9.6	16.7	17.4	17.7
Chrisman, IL	61924	State of Indiana Employees - ...	2	Psychologists	2 in 15 miles	2	100.0	19.5	19.5	19.5	23.0
Clay City, IN	47841	State of Indiana Employees - ...	9	Psychologists	2 in 15 miles	9	100.0	17.9	18.4	21.8	23.6
Coal City, IN	47427	State of Indiana Employees - ...	3	Psychologists	2 in 15 miles	3	100.0	15.8	22.7	25.6	25.8
Corydon, IN	47112	State of Indiana Employees - ...	47	Psychologists	2 in 15 miles	47	100.0	4.1	16.2	16.2	16.2
Covington, IN	47932	State of Indiana Employees - ...	11	Psychologists	2 in 15 miles	11	100.0	0.7	16.2	16.2	16.2
Cross Plains, IN	47017	State of Indiana Employees - ...	4	Psychologists	2 in 15 miles	4	100.0	18.2	18.2	23.0	24.2
Cynthiana, IN	47612	State of Indiana Employees - ...	1	Psychologists	2 in 15 miles	1	100.0	16.0	17.6	19.9	19.9
Dale, IN	47523	State of Indiana Employees - ...	9	Psychologists	2 in 15 miles	9	100.0	20.2	20.4	20.4	20.5
Demotte, IN	46310	State of Indiana Employees - ...	25	Psychologists	2 in 15 miles	25	100.0	9.6	16.0	16.0	18.7
Depauw, IN	47115	State of Indiana Employees - ...	9	Psychologists	2 in 15 miles	9	100.0	14.6	15.3	21.4	22.5
Derby, IN	47525	State of Indiana Employees - ...	5	Psychologists	2 in 15 miles	5	100.0	17.1	20.2	20.2	20.2
Dunkirk, IN	47336	State of Indiana Employees - ...	7	Psychologists	2 in 15 miles	7	100.0	18.2	20.1	20.8	20.8
Earl Park, IN	47942	State of Indiana Employees - ...	2	Psychologists	2 in 15 miles	2	100.0	22.9	28.8	28.8	28.8
Eaton, OH	45320	State of Indiana Employees - ...	7	Psychologists	2 in 15 miles	7	100.0	16.9	17.0	17.0	19.1
Eckerty, IN	47116	State of Indiana Employees - ...	7	Psychologists	2 in 15 miles	7	100.0	8.8	18.4	18.4	22.3
Edgerton, OH	43517	State of Indiana Employees - ...	1	Psychologists	2 in 15 miles	1	100.0	11.4	21.1	21.1	21.1
English, IN	47118	State of Indiana Employees - ...	20	Psychologists	2 in 15 miles	20	100.0	1.9	17.1	25.3	25.3
Fair Oaks, IN	47943	State of Indiana Employees - ...	1	Psychologists	2 in 15 miles	1	100.0	14.5	15.5	15.5	15.5
Falmouth, IN	46127	State of Indiana Employees - ...	3	Psychologists	2 in 15 miles	3	100.0	15.7	16.1	16.3	26.5
Fort Branch, IN	47648	State of Indiana Employees - ...	11	Psychologists	2 in 15 miles	11	100.0	15.8	16.0	18.1	18.1
Fowler, IN	47944	State of Indiana Employees - ...	14	Psychologists	2 in 15 miles	14	100.0	17.9	17.9	17.9	17.9
Francesville, IN	47946	State of Indiana Employees - ...	9	Psychologists	2 in 15 miles	9	100.0	8.2	16.3	16.9	16.9
Francisco, IN	47649	State of Indiana Employees - ...	5	Psychologists	2 in 15 miles	5	100.0	24.6	25.0	25.0	25.0

Access Detail By Zip Code

February 18, 2021

Access Analysis
Access Standards
Employee / Provider Groups
State of Indiana Employees - Rural
Psychologists

Employees Without Access											
City	Zip Code	Employee		Provider		Without Access		Average Distance			
		Group	#	Group	Standard	#	%	1	2	3	4
Fredericksburg, IN	47120	State of Indiana Employees - ...	1	Psychologists	2 in 15 miles	1	100.0	21.0	21.6	21.7	24.8
Freedom, IN	47431	State of Indiana Employees - ...	6	Psychologists	2 in 15 miles	6	100.0	10.3	19.6	20.8	21.4
French Lick, IN	47432	State of Indiana Employees - ...	15	Psychologists	2 in 15 miles	15	100.0	10.9	21.2	21.6	23.8
Fulton, IN	46931	State of Indiana Employees - ...	1	Psychologists	2 in 15 miles	1	100.0	14.8	15.7	16.8	17.0
Gentryville, IN	47537	State of Indiana Employees - ...	4	Psychologists	2 in 15 miles	4	100.0	15.5	15.6	22.8	23.1
Goodland, IN	47948	State of Indiana Employees - ...	1	Psychologists	2 in 15 miles	1	100.0	13.6	17.6	17.6	17.6
Grantsburg, IN	47123	State of Indiana Employees - ...	2	Psychologists	2 in 15 miles	2	100.0	4.1	20.1	24.3	28.0
Griffin, IN	47616	State of Indiana Employees - ...	2	Psychologists	2 in 15 miles	2	100.0	27.4	28.8	31.4	31.4
Grover Hill, OH	45849	State of Indiana Employees - ...	1	Psychologists	2 in 15 miles	1	100.0	16.9	18.0	18.4	19.0
Hamlet, IN	46532	State of Indiana Employees - ...	22	Psychologists	2 in 15 miles	22	100.0	7.7	16.7	16.7	16.7
Hardinsburg, IN	47125	State of Indiana Employees - ...	2	Psychologists	2 in 15 miles	2	100.0	15.7	17.7	27.1	30.5
Harmony, IN	47853	State of Indiana Employees - ...	3	Psychologists	2 in 15 miles	3	100.0	2.7	16.7	16.7	17.0
Hartford City, IN	47348	State of Indiana Employees - ...	31	Psychologists	2 in 15 miles	31	100.0	15.0	15.8	16.7	16.7
Hazleton, IN	47640	State of Indiana Employees - ...	1	Psychologists	2 in 15 miles	1	100.0	13.6	33.3	33.7	33.9
Hicksville, OH	43526	State of Indiana Employees - ...	2	Psychologists	2 in 15 miles	2	100.0	19.6	19.6	19.6	19.6
Holton, IN	47023	State of Indiana Employees - ...	21	Psychologists	2 in 15 miles	21	100.0	15.9	16.1	16.1	23.2
Hutsonville, IL	62433	State of Indiana Employees - ...	1	Psychologists	2 in 15 miles	1	100.0	15.2	15.5	19.1	31.9
Kentland, IN	47951	State of Indiana Employees - ...	9	Psychologists	2 in 15 miles	9	100.0	21.8	24.6	24.6	24.6
Kewanna, IN	46939	State of Indiana Employees - ...	11	Psychologists	2 in 15 miles	11	100.0	12.5	18.9	19.0	19.7
Knightsville, IN	47857	State of Indiana Employees - ...	4	Psychologists	2 in 15 miles	4	100.0	1.2	18.1	18.2	18.2
Knox, IN	46534	State of Indiana Employees - ...	37	Psychologists	2 in 15 miles	37	100.0	0.5	15.5	19.8	19.8
Lamar, IN	47550	State of Indiana Employees - ...	5	Psychologists	2 in 15 miles	5	100.0	15.9	17.8	18.1	20.2
Lawrenceville, IL	62439	State of Indiana Employees - ...	10	Psychologists	2 in 15 miles	10	100.0	10.4	29.7	35.5	36.9
Leavenworth, IN	47137	State of Indiana Employees - ...	8	Psychologists	2 in 15 miles	8	100.0	11.4	17.2	25.3	25.5
Leopold, IN	47551	State of Indiana Employees - ...	16	Psychologists	2 in 15 miles	16	100.0	20.1	20.1	22.4	25.2
Lewisburg, OH	45338	State of Indiana Employees - ...	3	Psychologists	2 in 15 miles	3	100.0	7.7	17.6	18.4	18.4
Lincoln City, IN	47552	State of Indiana Employees - ...	4	Psychologists	2 in 15 miles	4	100.0	17.8	18.0	20.5	20.5
Linton, IN	47441	State of Indiana Employees - ...	122	Psychologists	2 in 15 miles	122	100.0	15.7	17.9	32.6	34.1
Loogootee, IN	47553	State of Indiana Employees - ...	18	Psychologists	2 in 15 miles	18	100.0	17.6	20.7	20.7	28.1
Losantville, IN	47354	State of Indiana Employees - ...	11	Psychologists	2 in 15 miles	11	100.0	16.4	16.6	18.4	19.1
Lyons, IN	47443	State of Indiana Employees - ...	13	Psychologists	2 in 15 miles	13	100.0	22.8	25.0	33.5	34.3
Marengo, IN	47140	State of Indiana Employees - ...	14	Psychologists	2 in 15 miles	14	100.0	8.5	19.2	24.4	29.7
Marshall, IL	62441	State of Indiana Employees - ...	8	Psychologists	2 in 15 miles	8	100.0	16.1	16.3	16.4	17.3
Martinsville, IL	62442	State of Indiana Employees - ...	2	Psychologists	2 in 15 miles	2	100.0	22.1	28.5	29.0	29.3
Medaryville, IN	47957	State of Indiana Employees - ...	7	Psychologists	2 in 15 miles	7	100.0	15.3	15.4	15.7	22.9
Milltown, IN	47145	State of Indiana Employees - ...	8	Psychologists	2 in 15 miles	8	100.0	9.6	21.4	22.2	27.1
Milroy, IN	46156	State of Indiana Employees - ...	8	Psychologists	2 in 15 miles	8	100.0	16.5	16.5	16.5	17.8
Modoc, IN	47358	State of Indiana Employees - ...	2	Psychologists	2 in 15 miles	2	100.0	14.8	20.4	20.6	22.3
Monterey, IN	46960	State of Indiana Employees - ...	6	Psychologists	2 in 15 miles	6	100.0	11.8	15.1	22.3	22.3
Montpelier, IN	47359	State of Indiana Employees - ...	9	Psychologists	2 in 15 miles	9	100.0	16.5	16.5	16.5	20.6

Access Detail By Zip Code

February 18, 2021

Access Analysis
Access Standards
Employee / Provider Groups
State of Indiana Employees - Rural
Psychologists

Employees Without Access											
City	Zip Code	Employee		Provider		Without Access		Average Distance			
		Group	#	Group	Standard	#	%	1	2	3	4
Morganfield, KY	42437	State of Indiana Employees - ...	2	Psychologists	2 in 15 miles	2	100.0	2.1	22.3	28.0	28.6
Morgantown, IN	46160	State of Indiana Employees - ...	48	Psychologists	2 in 15 miles	48	100.0	10.9	17.1	17.5	18.2
Morocco, IN	47963	State of Indiana Employees - ...	11	Psychologists	2 in 15 miles	11	100.0	15.8	16.4	16.4	16.4
Mount Carmel, IL	62863	State of Indiana Employees - ...	5	Psychologists	2 in 15 miles	5	100.0	30.2	33.1	34.4	36.4
Mount Vernon, IN	47620	State of Indiana Employees - ...	41	Psychologists	2 in 15 miles	34	82.9	17.8	18.2	18.2	18.3
Nashville, IN	47448	State of Indiana Employees - ...	43	Psychologists	2 in 15 miles	43	100.0	14.9	15.2	15.4	16.5
New Harmony, IN	47631	State of Indiana Employees - ...	7	Psychologists	2 in 15 miles	7	100.0	22.7	24.2	26.6	26.6
Newberry, IN	47449	State of Indiana Employees - ...	3	Psychologists	2 in 15 miles	3	100.0	31.3	31.8	32.7	33.9
North Judson, IN	46366	State of Indiana Employees - ...	27	Psychologists	2 in 15 miles	26	96.3	12.4	15.1	18.5	26.7
Oakland City, IN	47660	State of Indiana Employees - ...	11	Psychologists	2 in 15 miles	11	100.0	21.1	24.7	24.7	24.7
Oblong, IL	62449	State of Indiana Employees - ...	2	Psychologists	2 in 15 miles	2	100.0	2.1	29.0	30.2	37.0
Orleans, IN	47452	State of Indiana Employees - ...	16	Psychologists	2 in 15 miles	16	100.0	7.1	22.5	35.4	35.5
Owensburg, IN	47453	State of Indiana Employees - ...	2	Psychologists	2 in 15 miles	2	100.0	21.9	24.9	25.1	25.2
Owensville, IN	47665	State of Indiana Employees - ...	6	Psychologists	2 in 15 miles	6	100.0	21.4	22.9	25.1	25.1
Palestine, IL	62451	State of Indiana Employees - ...	1	Psychologists	2 in 15 miles	1	100.0	16.4	17.4	18.4	23.7
Palmyra, IN	47164	State of Indiana Employees - ...	6	Psychologists	2 in 15 miles	6	100.0	17.6	17.9	18.5	19.5
Paris, IL	61944	State of Indiana Employees - ...	3	Psychologists	2 in 15 miles	3	100.0	17.9	17.9	17.9	21.3
Patoka, IN	47666	State of Indiana Employees - ...	5	Psychologists	2 in 15 miles	5	100.0	20.2	27.2	27.8	29.8
Patricksburg, IN	47455	State of Indiana Employees - ...	1	Psychologists	2 in 15 miles	1	100.0	10.6	21.7	24.4	24.4
Paulding, OH	45879	State of Indiana Employees - ...	1	Psychologists	2 in 15 miles	1	100.0	18.8	18.8	20.1	20.1
Pekin, IN	47165	State of Indiana Employees - ...	11	Psychologists	2 in 15 miles	11	100.0	20.1	20.4	22.1	22.3
Pennville, IN	47369	State of Indiana Employees - ...	1	Psychologists	2 in 15 miles	1	100.0	15.5	15.5	15.5	28.4
Petersburg, IN	47567	State of Indiana Employees - ...	15	Psychologists	2 in 15 miles	15	100.0	21.1	24.8	24.8	25.3
Poland, IN	47868	State of Indiana Employees - ...	17	Psychologists	2 in 15 miles	17	100.0	16.4	16.5	16.5	16.6
Portland, IN	47371	State of Indiana Employees - ...	32	Psychologists	2 in 15 miles	32	100.0	18.1	28.3	28.3	28.3
Poseyville, IN	47633	State of Indiana Employees - ...	6	Psychologists	2 in 15 miles	6	100.0	19.2	20.8	23.2	23.2
Princeton, IN	47670	State of Indiana Employees - ...	19	Psychologists	2 in 15 miles	19	100.0	23.4	23.5	23.8	25.6
Quincy, IN	47456	State of Indiana Employees - ...	7	Psychologists	2 in 15 miles	7	100.0	14.0	17.6	17.6	17.6
Ramsey, IN	47166	State of Indiana Employees - ...	9	Psychologists	2 in 15 miles	9	100.0	12.3	17.0	18.6	20.0
Redkey, IN	47373	State of Indiana Employees - ...	3	Psychologists	2 in 15 miles	3	100.0	18.5	19.9	20.0	21.0
Ridgeville, IN	47380	State of Indiana Employees - ...	7	Psychologists	2 in 15 miles	7	100.0	10.5	20.7	22.4	23.0
Roachdale, IN	46172	State of Indiana Employees - ...	11	Psychologists	2 in 15 miles	11	100.0	15.2	16.3	16.3	16.6
Robinson, IL	62454	State of Indiana Employees - ...	2	Psychologists	2 in 15 miles	2	100.0	9.5	22.7	24.5	30.3
Rochester, IN	46975	State of Indiana Employees - ...	63	Psychologists	2 in 15 miles	63	100.0	20.4	21.1	21.1	21.1
Rushville, IN	46173	State of Indiana Employees - ...	56	Psychologists	2 in 15 miles	56	100.0	20.1	20.1	20.8	20.8
Russellville, IN	46175	State of Indiana Employees - ...	4	Psychologists	2 in 15 miles	4	100.0	15.2	15.2	17.3	17.3
Saint Croix, IN	47576	State of Indiana Employees - ...	5	Psychologists	2 in 15 miles	5	100.0	15.0	24.8	26.0	26.5
Saint Francisvill...	62460	State of Indiana Employees - ...	1	Psychologists	2 in 15 miles	1	100.0	12.3	37.3	40.5	41.0
Saint Meinrad, IN	47577	State of Indiana Employees - ...	3	Psychologists	2 in 15 miles	3	100.0	15.3	19.1	19.3	19.6
Salem, IN	47167	State of Indiana Employees - ...	64	Psychologists	2 in 15 miles	64	100.0	21.5	30.0	30.3	31.4

Access Detail By Zip Code

February 18, 2021

Access Analysis
Access StandardsEmployee / Provider Groups
State of Indiana Employees - Rural
Psychologists

Employees Without Access											
City	Zip Code	Employee		Provider		Without Access		Average Distance			
		Group	#	Group	Standard	#	%	1	2	3	4
San Pierre, IN	46374	State of Indiana Employees -...	9	Psychologists	2 in 15 miles	9	100.0	8.2	19.1	22.1	22.3
Santa Claus, IN	47579	State of Indiana Employees -...	7	Psychologists	2 in 15 miles	7	100.0	18.4	18.4	18.6	21.1
Shoals, IN	47581	State of Indiana Employees -...	13	Psychologists	2 in 15 miles	13	100.0	21.4	23.3	24.8	24.8
Spencer, IN	47460	State of Indiana Employees -...	47	Psychologists	2 in 15 miles	47	100.0	0.4	18.0	18.5	19.5
Star City, IN	46985	State of Indiana Employees -...	13	Psychologists	2 in 15 miles	13	100.0	8.6	20.1	22.9	22.9
Stendal, IN	47585	State of Indiana Employees -...	2	Psychologists	2 in 15 miles	2	100.0	18.9	18.9	21.1	28.1
Sumner, IL	62466	State of Indiana Employees -...	1	Psychologists	2 in 15 miles	1	100.0	18.3	21.7	44.0	45.8
Switz City, IN	47465	State of Indiana Employees -...	8	Psychologists	2 in 15 miles	8	100.0	21.2	23.0	29.3	30.2
Taswell, IN	47175	State of Indiana Employees -...	11	Psychologists	2 in 15 miles	11	100.0	6.9	16.9	20.0	20.0
Union City, IN	47390	State of Indiana Employees -...	11	Psychologists	2 in 15 miles	11	100.0	10.0	17.1	24.7	26.9
Versailles, IN	47042	State of Indiana Employees -...	28	Psychologists	2 in 15 miles	28	100.0	19.0	19.1	19.1	19.2
West Alexandria...	45381	State of Indiana Employees -...	3	Psychologists	2 in 15 miles	3	100.0	13.5	17.0	17.4	17.4
West Baden Spri...	47469	State of Indiana Employees -...	5	Psychologists	2 in 15 miles	5	100.0	8.4	22.8	25.9	28.1
Wheatfield, IN	46392	State of Indiana Employees -...	20	Psychologists	2 in 15 miles	20	100.0	1.6	19.2	19.2	19.7
Winamac, IN	46996	State of Indiana Employees -...	39	Psychologists	2 in 15 miles	39	100.0	3.1	17.4	23.7	24.8
Winchester, IN	47394	State of Indiana Employees -...	32	Psychologists	2 in 15 miles	32	100.0	0.5	21.4	21.4	21.4
Winslow, IN	47598	State of Indiana Employees -...	10	Psychologists	2 in 15 miles	10	100.0	15.9	15.9	16.2	31.4
Worthington, IN	47471	State of Indiana Employees -...	14	Psychologists	2 in 15 miles	14	100.0	21.8	21.8	23.4	23.5
Grand Totals		State of Indiana Employees -...	1,807	Psychologists	2 in 15 miles	1,799	99.6	12.6	19.3	21.7	22.8

February 18, 2021

[illegible]

Access Detail By Zip Code

February 18, 2021

Access Analysis
Access Standards
Employee / Provider Groups
State of Indiana Employees - Urban
Other Licensed Practitioners

Employees Without Access											
City	Zip Code	Employee		Provider		Without Access		Average Distance			
		Group	#	Group	Standard	#	%	1	2	3	4
Albany, IN	47320	State of Indiana Employees - ...	11	Other Licensed Practiti...	2 in 5 miles	11	100.0	6.1	6.1	6.1	10.6
Amo, IN	46103	State of Indiana Employees - ...	2	Other Licensed Practiti...	2 in 5 miles	2	100.0	11.1	12.3	12.3	12.3
Arcadia, IN	46030	State of Indiana Employees - ...	7	Other Licensed Practiti...	2 in 5 miles	7	100.0	7.2	7.5	7.5	8.0
Atlanta, IN	46031	State of Indiana Employees - ...	7	Other Licensed Practiti...	2 in 5 miles	7	100.0	4.4	5.2	5.2	10.6
Battle Ground, IN	47920	State of Indiana Employees - ...	6	Other Licensed Practiti...	2 in 5 miles	6	100.0	6.5	6.5	6.5	6.5
Bloomington, IN	47403	State of Indiana Employees - ...	75	Other Licensed Practiti...	2 in 5 miles	1	1.3	3.9	5.4	6.1	6.3
Borden, IN	47106	State of Indiana Employees - ...	11	Other Licensed Practiti...	2 in 5 miles	11	100.0	11.8	12.9	13.2	13.4
Bridgman, MI	49106	State of Indiana Employees - ...	1	Other Licensed Practiti...	2 in 5 miles	1	100.0	6.1	7.2	9.9	11.4
Bristol, IN	46507	State of Indiana Employees - ...	4	Other Licensed Practiti...	2 in 5 miles	4	100.0	5.6	5.6	5.6	5.6
Buchanan, MI	49107	State of Indiana Employees - ...	5	Other Licensed Practiti...	2 in 5 miles	5	100.0	0.9	6.4	6.6	6.6
Cedar Lake, IN	46303	State of Indiana Employees - ...	7	Other Licensed Practiti...	2 in 5 miles	7	100.0	5.1	6.0	6.0	6.0
Charlestown, IN	47111	State of Indiana Employees - ...	30	Other Licensed Practiti...	2 in 5 miles	30	100.0	6.5	8.7	9.1	9.2
Cicero, IN	46034	State of Indiana Employees - ...	24	Other Licensed Practiti...	2 in 5 miles	24	100.0	6.0	6.0	6.0	6.8
Clarks Hill, IN	47930	State of Indiana Employees - ...	4	Other Licensed Practiti...	2 in 5 miles	4	100.0	12.4	12.8	12.8	12.8
Clayton, IN	46118	State of Indiana Employees - ...	43	Other Licensed Practiti...	2 in 5 miles	43	100.0	7.5	8.2	8.2	8.9
Coatesville, IN	46121	State of Indiana Employees - ...	28	Other Licensed Practiti...	2 in 5 miles	28	100.0	12.1	12.2	12.3	13.3
Daleville, IN	47334	State of Indiana Employees - ...	8	Other Licensed Practiti...	2 in 5 miles	8	100.0	6.2	6.2	6.2	6.2
Dayton, IN	47941	State of Indiana Employees - ...	6	Other Licensed Practiti...	2 in 5 miles	6	100.0	5.0	5.4	6.0	6.3
Eaton, IN	47338	State of Indiana Employees - ...	8	Other Licensed Practiti...	2 in 5 miles	8	100.0	8.2	8.2	8.2	8.2
Edinburgh, IN	46124	State of Indiana Employees - ...	35	Other Licensed Practiti...	2 in 5 miles	35	100.0	11.0	11.0	11.1	11.4
Ellettsville, IN	47429	State of Indiana Employees - ...	16	Other Licensed Practiti...	2 in 5 miles	16	100.0	5.4	5.8	5.8	5.8
Evansville, IN	47725	State of Indiana Employees - ...	46	Other Licensed Practiti...	2 in 5 miles	46	100.0	2.5	5.1	6.0	6.7
Fontanet, IN	47851	State of Indiana Employees - ...	1	Other Licensed Practiti...	2 in 5 miles	1	100.0	10.0	10.0	11.5	13.3
Fort Wayne, IN	46816	State of Indiana Employees - ...	31	Other Licensed Practiti...	2 in 5 miles	31	100.0	5.2	5.3	5.3	5.3
Frankton, IN	46044	State of Indiana Employees - ...	11	Other Licensed Practiti...	2 in 5 miles	11	100.0	6.1	6.1	6.1	6.1
Gaston, IN	47342	State of Indiana Employees - ...	14	Other Licensed Practiti...	2 in 5 miles	14	100.0	9.9	9.9	9.9	9.9
Grabill, IN	46741	State of Indiana Employees - ...	5	Other Licensed Practiti...	2 in 5 miles	5	100.0	5.3	6.3	6.3	6.3
Hanna, IN	46340	State of Indiana Employees - ...	7	Other Licensed Practiti...	2 in 5 miles	7	100.0	12.9	14.9	15.0	15.0
Harlan, IN	46743	State of Indiana Employees - ...	4	Other Licensed Practiti...	2 in 5 miles	4	100.0	10.5	11.5	11.5	11.5
Hebron, IN	46341	State of Indiana Employees - ...	19	Other Licensed Practiti...	2 in 5 miles	19	100.0	8.3	8.3	9.7	11.3
Henryville, IN	47126	State of Indiana Employees - ...	12	Other Licensed Practiti...	2 in 5 miles	12	100.0	10.3	10.5	10.5	10.6
Hoagland, IN	46745	State of Indiana Employees - ...	4	Other Licensed Practiti...	2 in 5 miles	4	100.0	12.3	12.3	12.9	12.9
Indianapolis, IN	46259	State of Indiana Employees - ...	82	Other Licensed Practiti...	2 in 5 miles	80	97.6	6.9	7.1	7.1	7.5
Ingalls, IN	46048	State of Indiana Employees - ...	25	Other Licensed Practiti...	2 in 5 miles	25	100.0	6.4	7.6	7.6	7.9
Kingsbury, IN	46345	State of Indiana Employees - ...	2	Other Licensed Practiti...	2 in 5 miles	2	100.0	6.7	6.7	6.7	6.7
Kingsford Height...	46346	State of Indiana Employees - ...	10	Other Licensed Practiti...	2 in 5 miles	10	100.0	9.8	9.8	9.8	9.8
Kouts, IN	46347	State of Indiana Employees - ...	16	Other Licensed Practiti...	2 in 5 miles	16	100.0	8.7	8.7	8.7	8.8
La Crosse, IN	46348	State of Indiana Employees - ...	4	Other Licensed Practiti...	2 in 5 miles	4	100.0	12.7	14.5	14.5	14.7
La Porte, IN	46350	State of Indiana Employees - ...	214	Other Licensed Practiti...	2 in 5 miles	169	79.0	6.7	7.5	7.5	8.0
Lakeville, IN	46536	State of Indiana Employees - ...	8	Other Licensed Practiti...	2 in 5 miles	8	100.0	8.5	11.5	12.0	12.0

Access Detail By Zip Code

February 18, 2021

Access Analysis
Access StandardsEmployee / Provider Groups
State of Indiana Employees - Urban
Other Licensed Practitioners

Employees Without Access											
City	Zip Code	Employee		Provider		Without Access		Average Distance			
		Group	#	Group	Standard	#	%	1	2	3	4
Leo, IN	46765	State of Indiana Employees - ...	7	Other Licensed Practiti...	2 in 5 miles	7	100.0	5.6	5.6	5.7	5.7
Leroy, IN	46355	State of Indiana Employees - ...	1	Other Licensed Practiti...	2 in 5 miles	1	100.0	5.8	5.8	6.7	8.2
Lewis, IN	47858	State of Indiana Employees - ...	3	Other Licensed Practiti...	2 in 5 miles	3	100.0	9.1	10.8	15.8	15.9
Lizton, IN	46149	State of Indiana Employees - ...	10	Other Licensed Practiti...	2 in 5 miles	10	100.0	10.1	10.1	10.7	10.7
Markleville, IN	46056	State of Indiana Employees - ...	25	Other Licensed Practiti...	2 in 5 miles	25	100.0	7.4	7.4	7.7	8.3
Memphis, IN	47143	State of Indiana Employees - ...	7	Other Licensed Practiti...	2 in 5 miles	7	100.0	5.6	5.9	8.4	8.4
Middlebury, IN	46540	State of Indiana Employees - ...	2	Other Licensed Practiti...	2 in 5 miles	2	100.0	0.6	9.8	9.8	9.8
Mill Creek, IN	46365	State of Indiana Employees - ...	3	Other Licensed Practiti...	2 in 5 miles	3	100.0	9.0	9.0	9.0	9.0
Monroeville, IN	46773	State of Indiana Employees - ...	6	Other Licensed Practiti...	2 in 5 miles	6	100.0	12.3	12.3	12.3	12.3
Nabb, IN	47147	State of Indiana Employees - ...	1	Other Licensed Practiti...	2 in 5 miles	1	100.0	14.7	15.9	16.2	16.2
Nappanee, IN	46550	State of Indiana Employees - ...	9	Other Licensed Practiti...	2 in 5 miles	9	100.0	13.4	14.2	14.4	14.4
Needham, IN	46162	State of Indiana Employees - ...	1	Other Licensed Practiti...	2 in 5 miles	1	100.0	7.3	8.4	9.2	9.2
New Buffalo, MI	49117	State of Indiana Employees - ...	5	Other Licensed Practiti...	2 in 5 miles	5	100.0	0.8	7.4	10.2	10.3
New Carlisle, IN	46552	State of Indiana Employees - ...	20	Other Licensed Practiti...	2 in 5 miles	20	100.0	10.2	11.0	11.5	11.5
New Goshen, IN	47863	State of Indiana Employees - ...	2	Other Licensed Practiti...	2 in 5 miles	2	100.0	8.3	8.3	8.3	8.3
New Paris, IN	46553	State of Indiana Employees - ...	5	Other Licensed Practiti...	2 in 5 miles	5	100.0	5.9	5.9	5.9	5.9
New Washingto...	47162	State of Indiana Employees - ...	1	Other Licensed Practiti...	2 in 5 miles	1	100.0	14.1	14.1	14.1	14.1
Nineveh, IN	46164	State of Indiana Employees - ...	29	Other Licensed Practiti...	2 in 5 miles	29	100.0	10.9	10.9	10.9	10.9
North Liberty, IN	46554	State of Indiana Employees - ...	11	Other Licensed Practiti...	2 in 5 miles	11	100.0	14.3	16.6	17.1	17.7
North Salem, IN	46165	State of Indiana Employees - ...	6	Other Licensed Practiti...	2 in 5 miles	6	100.0	12.1	12.5	13.3	14.6
Otisco, IN	47163	State of Indiana Employees - ...	3	Other Licensed Practiti...	2 in 5 miles	3	100.0	12.6	12.9	13.9	14.3
Pendleton, IN	46064	State of Indiana Employees - ...	101	Other Licensed Practiti...	2 in 5 miles	1	1.0	5.6	5.8	6.2	6.2
Philpot, KY	42366	State of Indiana Employees - ...	1	Other Licensed Practiti...	2 in 5 miles	1	100.0	7.6	9.0	9.8	9.8
Prairie Creek, IN	47869	State of Indiana Employees - ...	1	Other Licensed Practiti...	2 in 5 miles	1	100.0	12.9	12.9	12.9	12.9
Riley, IN	47871	State of Indiana Employees - ...	4	Other Licensed Practiti...	2 in 5 miles	4	100.0	0.0	5.1	5.3	5.3
Rolling Prairie, IN	46371	State of Indiana Employees - ...	15	Other Licensed Practiti...	2 in 5 miles	15	100.0	8.5	9.3	9.3	10.0
Romney, IN	47981	State of Indiana Employees - ...	3	Other Licensed Practiti...	2 in 5 miles	3	100.0	6.6	6.6	8.9	9.2
Selma, IN	47383	State of Indiana Employees - ...	12	Other Licensed Practiti...	2 in 5 miles	12	100.0	5.9	8.5	8.5	8.5
Shelby, IN	46377	State of Indiana Employees - ...	1	Other Licensed Practiti...	2 in 5 miles	1	100.0	7.5	9.0	9.2	9.2
Sheridan, IN	46069	State of Indiana Employees - ...	16	Other Licensed Practiti...	2 in 5 miles	16	100.0	4.6	5.5	5.5	8.3
Stilesville, IN	46180	State of Indiana Employees - ...	5	Other Licensed Practiti...	2 in 5 miles	5	100.0	12.6	12.6	12.6	12.6
Summitville, IN	46070	State of Indiana Employees - ...	3	Other Licensed Practiti...	2 in 5 miles	3	100.0	5.7	5.8	6.2	6.2
Terre Haute, IN	47805	State of Indiana Employees - ...	67	Other Licensed Practiti...	2 in 5 miles	1	1.5	4.1	6.5	6.5	6.5
Three Oaks, MI	49128	State of Indiana Employees - ...	1	Other Licensed Practiti...	2 in 5 miles	1	100.0	7.8	13.9	15.4	17.1
Trafalgar, IN	46181	State of Indiana Employees - ...	30	Other Licensed Practiti...	2 in 5 miles	30	100.0	10.9	10.9	10.9	10.9
Underwood, IN	47177	State of Indiana Employees - ...	5	Other Licensed Practiti...	2 in 5 miles	5	100.0	5.8	5.8	5.8	5.8
Union Mills, IN	46382	State of Indiana Employees - ...	12	Other Licensed Practiti...	2 in 5 miles	12	100.0	9.8	9.8	10.5	10.5
Unionville, IN	47468	State of Indiana Employees - ...	3	Other Licensed Practiti...	2 in 5 miles	3	100.0	4.2	7.0	9.0	9.0
Utica, KY	42376	State of Indiana Employees - ...	2	Other Licensed Practiti...	2 in 5 miles	2	100.0	7.8	8.8	8.8	8.8
Wakarusa, IN	46573	State of Indiana Employees - ...	4	Other Licensed Practiti...	2 in 5 miles	4	100.0	9.4	10.2	10.2	10.2

February 18, 2021

Access Analysis
Access Standards
Employee / Provider Groups
State of Indiana Employees - Urban
Other Licensed Practitioners

[illegible]

Access Detail By Zip Code

February 18, 2021

Access Analysis
Access Standards
Employee / Provider Groups
State of Indiana Employees -
Rural/Mixed
Other Licensed Practitioners

Employees Without Access											
City	Zip Code	Employee		Provider		Without Access		Average Distance			
		Group	#	Group	Standard	#	%	1	2	3	4
Advance, IN	46102	State of Indiana Employees - ...	1	Other Licensed Practiti...	2 in 10 miles	1	100.0	10.5	10.5	10.5	10.5
Amboy, IN	46911	State of Indiana Employees - ...	5	Other Licensed Practiti...	2 in 10 miles	5	100.0	15.1	15.9	15.9	15.9
Arcanum, OH	45304	State of Indiana Employees - ...	1	Other Licensed Practiti...	2 in 10 miles	1	100.0	10.3	10.3	10.3	10.3
Berne, IN	46711	State of Indiana Employees - ...	6	Other Licensed Practiti...	2 in 10 miles	6	100.0	11.9	11.9	11.9	11.9
Bicknell, IN	47512	State of Indiana Employees - ...	19	Other Licensed Practiti...	2 in 10 miles	19	100.0	14.2	14.2	14.2	15.1
Birdseye, IN	47513	State of Indiana Employees - ...	9	Other Licensed Practiti...	2 in 10 miles	9	100.0	13.4	13.4	13.4	13.4
Bourbon, IN	46504	State of Indiana Employees - ...	1	Other Licensed Practiti...	2 in 10 miles	1	100.0	9.4	12.5	12.5	12.5
Bremen, IN	46506	State of Indiana Employees - ...	13	Other Licensed Practiti...	2 in 10 miles	13	100.0	13.9	13.9	13.9	13.9
Brownstown, IN	47220	State of Indiana Employees - ...	34	Other Licensed Practiti...	2 in 10 miles	34	100.0	11.7	11.7	11.7	11.7
Bruceville, IN	47516	State of Indiana Employees - ...	11	Other Licensed Practiti...	2 in 10 miles	11	100.0	11.2	11.2	11.2	11.2
Butler, IN	46721	State of Indiana Employees - ...	11	Other Licensed Practiti...	2 in 10 miles	11	100.0	11.8	11.8	11.8	11.8
Cambridge City, IN	47327	State of Indiana Employees - ...	35	Other Licensed Practiti...	2 in 10 miles	35	100.0	11.6	11.6	11.6	11.6
Canaan, IN	47224	State of Indiana Employees - ...	9	Other Licensed Practiti...	2 in 10 miles	9	100.0	12.7	12.7	12.7	12.7
Clarksburg, IN	47225	State of Indiana Employees - ...	1	Other Licensed Practiti...	2 in 10 miles	1	100.0	12.0	12.0	13.5	13.7
Colfax, IN	46035	State of Indiana Employees - ...	5	Other Licensed Practiti...	2 in 10 miles	5	100.0	13.3	13.8	13.8	13.8
Converse, IN	46919	State of Indiana Employees - ...	10	Other Licensed Practiti...	2 in 10 miles	10	100.0	11.5	11.5	11.5	11.9
Culver, IN	46511	State of Indiana Employees - ...	9	Other Licensed Practiti...	2 in 10 miles	9	100.0	6.8	13.9	13.9	13.9
Deputy, IN	47230	State of Indiana Employees - ...	16	Other Licensed Practiti...	2 in 10 miles	16	100.0	6.6	11.2	11.2	11.2
Dillsboro, IN	47018	State of Indiana Employees - ...	10	Other Licensed Practiti...	2 in 10 miles	10	100.0	9.0	16.9	16.9	16.9
Dublin, IN	47335	State of Indiana Employees - ...	6	Other Licensed Practiti...	2 in 10 miles	6	100.0	13.0	13.0	13.0	13.0
Dubois, IN	47527	State of Indiana Employees - ...	3	Other Licensed Practiti...	2 in 10 miles	3	100.0	11.9	11.9	11.9	11.9
Dunreith, IN	47337	State of Indiana Employees - ...	3	Other Licensed Practiti...	2 in 10 miles	3	100.0	8.2	12.7	12.7	12.7
Dupont, IN	47231	State of Indiana Employees - ...	17	Other Licensed Practiti...	2 in 10 miles	17	100.0	13.0	13.0	13.0	13.0
Economy, IN	47339	State of Indiana Employees - ...	7	Other Licensed Practiti...	2 in 10 miles	7	100.0	16.1	16.3	16.3	16.3
Edwardsport, IN	47528	State of Indiana Employees - ...	7	Other Licensed Practiti...	2 in 10 miles	7	100.0	15.1	15.6	15.6	15.9
Elberfeld, IN	47613	State of Indiana Employees - ...	8	Other Licensed Practiti...	2 in 10 miles	7	87.5	3.8	11.2	12.9	13.0
Elizabethtown, IN	47232	State of Indiana Employees - ...	6	Other Licensed Practiti...	2 in 10 miles	6	100.0	11.9	11.9	11.9	11.9
Elnora, IN	47529	State of Indiana Employees - ...	2	Other Licensed Practiti...	2 in 10 miles	2	100.0	11.2	13.1	13.1	13.1
Eminence, IN	46125	State of Indiana Employees - ...	1	Other Licensed Practiti...	2 in 10 miles	1	100.0	17.0	17.0	17.0	17.0
Ferdinand, IN	47532	State of Indiana Employees - ...	17	Other Licensed Practiti...	2 in 10 miles	17	100.0	9.6	13.0	13.0	13.0
Forest, IN	46039	State of Indiana Employees - ...	1	Other Licensed Practiti...	2 in 10 miles	1	100.0	12.8	12.8	14.1	14.1
Freelandville, IN	47535	State of Indiana Employees - ...	4	Other Licensed Practiti...	2 in 10 miles	4	100.0	18.8	19.2	19.6	19.6
Freetown, IN	47235	State of Indiana Employees - ...	11	Other Licensed Practiti...	2 in 10 miles	11	100.0	13.6	13.6	13.6	13.6
Galveston, IN	46932	State of Indiana Employees - ...	28	Other Licensed Practiti...	2 in 10 miles	28	100.0	9.8	10.9	10.9	10.9
Geneva, IN	46740	State of Indiana Employees - ...	3	Other Licensed Practiti...	2 in 10 miles	3	100.0	12.1	12.1	12.1	12.1
Georgetown, IL	61846	State of Indiana Employees - ...	1	Other Licensed Practiti...	2 in 10 miles	1	100.0	10.4	10.4	10.4	10.4
Grammer, IN	47236	State of Indiana Employees - ...	1	Other Licensed Practiti...	2 in 10 miles	1	100.0	11.8	11.8	11.8	11.8
Gwynneville, IN	46144	State of Indiana Employees - ...	1	Other Licensed Practiti...	2 in 10 miles	1	100.0	12.9	12.9	13.0	13.0
Hagerstown, IN	47346	State of Indiana Employees - ...	21	Other Licensed Practiti...	2 in 10 miles	21	100.0	11.7	11.7	11.7	11.7
Hamilton, IN	46742	State of Indiana Employees - ...	4	Other Licensed Practiti...	2 in 10 miles	4	100.0	11.0	11.1	11.1	11.2

Access Detail By Zip Code

February 18, 2021

Access Analysis
Access Standards
Employee / Provider Groups
State of Indiana Employees -
Rural/Mixed
Other Licensed Practitioners

Employees Without Access											
City	Zip Code	Employee		Provider		Without Access		Average Distance			
		Group	#	Group	Standard	#	%	1	2	3	4
Hartsville, IN	47244	State of Indiana Employees - ...	3	Other Licensed Practiti...	2 in 10 miles	3	100.0	12.3	12.7	12.9	12.9
Heltonville, IN	47436	State of Indiana Employees - ...	4	Other Licensed Practiti...	2 in 10 miles	4	100.0	9.0	10.2	11.6	11.6
Holland, IN	47541	State of Indiana Employees - ...	2	Other Licensed Practiti...	2 in 10 miles	2	100.0	14.8	15.6	15.6	15.6
Hoopeston, IL	60942	State of Indiana Employees - ...	1	Other Licensed Practiti...	2 in 10 miles	1	100.0	12.4	12.4	12.4	12.4
Hope, IN	47246	State of Indiana Employees - ...	20	Other Licensed Practiti...	2 in 10 miles	20	100.0	10.5	11.0	11.2	11.2
Hudson, IN	46747	State of Indiana Employees - ...	6	Other Licensed Practiti...	2 in 10 miles	6	100.0	10.3	10.7	10.7	10.7
Huron, IN	47437	State of Indiana Employees - ...	1	Other Licensed Practiti...	2 in 10 miles	1	100.0	11.2	13.1	14.6	14.9
Jamestown, IN	46147	State of Indiana Employees - ...	10	Other Licensed Practiti...	2 in 10 miles	10	100.0	11.6	12.9	12.9	12.9
Jones, MI	49061	State of Indiana Employees - ...	1	Other Licensed Practiti...	2 in 10 miles	1	100.0	11.4	11.4	11.5	12.1
Kennard, IN	47351	State of Indiana Employees - ...	3	Other Licensed Practiti...	2 in 10 miles	3	100.0	8.1	10.3	10.3	10.3
Kirklin, IN	46050	State of Indiana Employees - ...	8	Other Licensed Practiti...	2 in 10 miles	8	100.0	11.7	11.7	13.1	13.6
Knightstown, IN	46148	State of Indiana Employees - ...	70	Other Licensed Practiti...	2 in 10 miles	70	100.0	10.7	14.2	14.7	14.8
Kurtz, IN	47249	State of Indiana Employees - ...	1	Other Licensed Practiti...	2 in 10 miles	1	100.0	16.1	16.1	16.1	16.1
Ladoga, IN	47954	State of Indiana Employees - ...	15	Other Licensed Practiti...	2 in 10 miles	15	100.0	0.6	10.7	12.8	12.8
Ligonier, IN	46767	State of Indiana Employees - ...	7	Other Licensed Practiti...	2 in 10 miles	7	100.0	10.6	11.4	11.4	11.4
Lynnville, IN	47619	State of Indiana Employees - ...	3	Other Licensed Practiti...	2 in 10 miles	3	100.0	11.2	11.2	11.2	11.2
Macy, IN	46951	State of Indiana Employees - ...	14	Other Licensed Practiti...	2 in 10 miles	14	100.0	11.4	11.4	11.4	11.4
Markle, IN	46770	State of Indiana Employees - ...	3	Other Licensed Practiti...	2 in 10 miles	3	100.0	12.0	12.0	12.6	12.9
Medora, IN	47260	State of Indiana Employees - ...	3	Other Licensed Practiti...	2 in 10 miles	3	100.0	16.6	16.6	16.6	16.6
Mendon, MI	49072	State of Indiana Employees - ...	1	Other Licensed Practiti...	2 in 10 miles	1	100.0	9.6	10.9	11.4	11.5
Mentone, IN	46539	State of Indiana Employees - ...	4	Other Licensed Practiti...	2 in 10 miles	4	100.0	13.5	13.7	13.7	13.7
Monroe City, IN	47557	State of Indiana Employees - ...	7	Other Licensed Practiti...	2 in 10 miles	7	100.0	11.6	11.7	12.2	12.2
Montgomery, MI	49255	State of Indiana Employees - ...	1	Other Licensed Practiti...	2 in 10 miles	1	100.0	14.2	15.8	15.8	15.8
Moore Hill, IN	47032	State of Indiana Employees - ...	6	Other Licensed Practiti...	2 in 10 miles	6	100.0	11.0	11.0	11.0	11.0
Morristown, IN	46161	State of Indiana Employees - ...	7	Other Licensed Practiti...	2 in 10 miles	7	100.0	11.1	11.1	11.1	11.1
Mulberry, IN	46058	State of Indiana Employees - ...	1	Other Licensed Practiti...	2 in 10 miles	1	100.0	11.5	11.5	11.5	11.5
New Madison, OH	45346	State of Indiana Employees - ...	1	Other Licensed Practiti...	2 in 10 miles	1	100.0	11.8	11.8	11.8	11.8
New Richmond, IN	47967	State of Indiana Employees - ...	7	Other Licensed Practiti...	2 in 10 miles	7	100.0	12.1	12.2	12.2	12.2
New Ross, IN	47968	State of Indiana Employees - ...	7	Other Licensed Practiti...	2 in 10 miles	7	100.0	7.1	13.8	13.8	13.8
Norman, IN	47264	State of Indiana Employees - ...	4	Other Licensed Practiti...	2 in 10 miles	4	100.0	16.9	17.2	17.7	18.0
Oaktown, IN	47561	State of Indiana Employees - ...	16	Other Licensed Practiti...	2 in 10 miles	16	100.0	16.4	16.4	18.1	18.1
Odon, IN	47562	State of Indiana Employees - ...	5	Other Licensed Practiti...	2 in 10 miles	5	100.0	8.7	14.4	14.5	14.5
Orland, IN	46776	State of Indiana Employees - ...	3	Other Licensed Practiti...	2 in 10 miles	3	100.0	10.8	10.8	11.4	11.4
Pershing, IN	47370	State of Indiana Employees - ...	1	Other Licensed Practiti...	2 in 10 miles	1	100.0	10.8	10.8	10.8	10.8
Ridge Farm, IL	61870	State of Indiana Employees - ...	1	Other Licensed Practiti...	2 in 10 miles	1	100.0	11.7	11.7	11.7	11.7
Roann, IN	46974	State of Indiana Employees - ...	4	Other Licensed Practiti...	2 in 10 miles	4	100.0	11.7	11.7	11.7	11.7
Roanoke, IN	46783	State of Indiana Employees - ...	18	Other Licensed Practiti...	2 in 10 miles	18	100.0	10.4	10.4	10.4	11.1
Rossville, IN	46065	State of Indiana Employees - ...	7	Other Licensed Practiti...	2 in 10 miles	7	100.0	12.9	12.9	12.9	12.9
Royal Center, IN	46978	State of Indiana Employees - ...	26	Other Licensed Practiti...	2 in 10 miles	26	100.0	12.0	12.0	12.0	12.0
Saint Anthony, IN	47575	State of Indiana Employees - ...	2	Other Licensed Practiti...	2 in 10 miles	1	50.0	11.5	11.5	11.6	11.6

Access Analysis
Access Standards
Employee / Provider Groups
State of Indiana Employees -
Rural/Mixed
Other Licensed Practitioners

[illegible]

Access Detail By Zip Code

February 18, 2021

Access Analysis
Access Standards
Employee / Provider Groups
State of Indiana Employees - Rural
Other Licensed Practitioners

Employees Without Access											
City	Zip Code	Employee		Provider		Without Access		Average Distance			
		Group	#	Group	Standard	#	%	1	2	3	4
Boswell, IN	47921	State of Indiana Employees - ...	1	Other Licensed Practiti...	2 in 15 miles	1	100.0	7.0	15.2	15.2	15.2
Bowling Green, IN	47833	State of Indiana Employees - ...	3	Other Licensed Practiti...	2 in 15 miles	3	100.0	15.5	15.5	15.8	15.8
Branchville, IN	47514	State of Indiana Employees - ...	9	Other Licensed Practiti...	2 in 15 miles	9	100.0	18.0	18.0	18.0	18.0
Bristow, IN	47515	State of Indiana Employees - ...	3	Other Licensed Practiti...	2 in 15 miles	3	100.0	14.5	16.7	16.7	16.7
Buckskin, IN	47647	State of Indiana Employees - ...	1	Other Licensed Practiti...	2 in 15 miles	1	100.0	9.4	16.8	16.9	16.9
Casey, IL	62420	State of Indiana Employees - ...	1	Other Licensed Practiti...	2 in 15 miles	1	100.0	20.7	20.7	20.7	20.7
Clay City, IN	47841	State of Indiana Employees - ...	9	Other Licensed Practiti...	2 in 15 miles	9	100.0	12.6	16.6	16.6	16.6
Cross Plains, IN	47017	State of Indiana Employees - ...	4	Other Licensed Practiti...	2 in 15 miles	4	100.0	17.1	18.2	18.2	18.2
Dale, IN	47523	State of Indiana Employees - ...	9	Other Licensed Practiti...	2 in 15 miles	9	100.0	10.6	18.7	19.7	19.7
Derby, IN	47525	State of Indiana Employees - ...	5	Other Licensed Practiti...	2 in 15 miles	5	100.0	17.1	17.1	17.1	17.1
Earl Park, IN	47942	State of Indiana Employees - ...	2	Other Licensed Practiti...	2 in 15 miles	2	100.0	17.0	17.0	17.0	17.0
Fowler, IN	47944	State of Indiana Employees - ...	14	Other Licensed Practiti...	2 in 15 miles	14	100.0	9.0	17.9	17.9	17.9
Francesville, IN	47946	State of Indiana Employees - ...	9	Other Licensed Practiti...	2 in 15 miles	9	100.0	0.3	16.2	16.9	16.9
Fredericksburg, IN	47120	State of Indiana Employees - ...	1	Other Licensed Practiti...	2 in 15 miles	1	100.0	15.3	15.3	15.3	15.3
Goodland, IN	47948	State of Indiana Employees - ...	1	Other Licensed Practiti...	2 in 15 miles	1	100.0	17.6	17.6	17.6	17.6
Griffin, IN	47616	State of Indiana Employees - ...	2	Other Licensed Practiti...	2 in 15 miles	2	100.0	18.6	18.6	19.5	19.5
Grover Hill, OH	45849	State of Indiana Employees - ...	1	Other Licensed Practiti...	2 in 15 miles	1	100.0	16.0	16.0	16.0	16.7
Hardinsburg, IN	47125	State of Indiana Employees - ...	2	Other Licensed Practiti...	2 in 15 miles	2	100.0	15.6	15.7	15.7	15.7
Hicksville, OH	43526	State of Indiana Employees - ...	2	Other Licensed Practiti...	2 in 15 miles	2	100.0	18.5	18.5	18.5	18.5
Holton, IN	47023	State of Indiana Employees - ...	21	Other Licensed Practiti...	2 in 15 miles	21	100.0	16.1	16.1	16.1	16.1
Hutsonville, IL	62433	State of Indiana Employees - ...	1	Other Licensed Practiti...	2 in 15 miles	1	100.0	15.2	15.2	15.2	15.5
Kentland, IN	47951	State of Indiana Employees - ...	9	Other Licensed Practiti...	2 in 15 miles	9	100.0	15.6	15.6	15.6	15.6
Leopold, IN	47551	State of Indiana Employees - ...	16	Other Licensed Practiti...	2 in 15 miles	16	100.0	19.1	20.0	20.1	20.1
Losantville, IN	47354	State of Indiana Employees - ...	11	Other Licensed Practiti...	2 in 15 miles	11	100.0	15.4	15.6	15.6	15.6
Montpelier, IN	47359	State of Indiana Employees - ...	9	Other Licensed Practiti...	2 in 15 miles	9	100.0	15.2	15.2	15.2	15.6
Morocco, IN	47963	State of Indiana Employees - ...	11	Other Licensed Practiti...	2 in 15 miles	11	100.0	15.9	16.4	16.4	16.4
Palestine, IL	62451	State of Indiana Employees - ...	1	Other Licensed Practiti...	2 in 15 miles	1	100.0	16.4	16.4	16.8	16.8
Poland, IN	47868	State of Indiana Employees - ...	17	Other Licensed Practiti...	2 in 15 miles	17	100.0	14.6	16.0	16.0	16.4
Poseyville, IN	47633	State of Indiana Employees - ...	6	Other Licensed Practiti...	2 in 15 miles	6	100.0	13.0	15.9	16.8	17.1
Russellville, IN	46175	State of Indiana Employees - ...	4	Other Licensed Practiti...	2 in 15 miles	4	100.0	13.8	15.2	15.2	15.2
Saint Croix, IN	47576	State of Indiana Employees - ...	5	Other Licensed Practiti...	2 in 15 miles	3	60.0	15.5	15.5	15.5	15.5
Stendal, IN	47585	State of Indiana Employees - ...	2	Other Licensed Practiti...	2 in 15 miles	2	100.0	18.6	18.6	18.6	18.6
Versailles, IN	47042	State of Indiana Employees - ...	28	Other Licensed Practiti...	2 in 15 miles	28	100.0	17.5	19.1	19.1	19.1
Grand Totals		State of Indiana Employees - ...	220	Other Licensed Practiti...	2 in 15 miles	218	99.1	14.8	17.1	17.3	17.3

February 18, 2021

Access Standards

Employee / Provider Groups

State of Indiana Employees - Out of State

Other Licensed Practitioners

[illegible]

Access Detail By Zip Code

February 18, 2021

Access Analysis
Access Standards
Employee / Provider Groups
State of Indiana Employees - Urban
Licensed Chemical Dependency
Counselors

Employees Without Access											
City	Zip Code	Employee		Provider		Without Access		Average Distance			
		Group	#	Group	Standard	#	%	1	2	3	4
Albany, IN	47320	State of Indiana Employees - ...	11	Licensed Chemical De...	2 in 5 miles	11	100.0	6.1	10.6	12.6	14.0
Alexandria, IN	46001	State of Indiana Employees - ...	49	Licensed Chemical De...	2 in 5 miles	49	100.0	9.2	9.2	9.2	9.2
Amo, IN	46103	State of Indiana Employees - ...	2	Licensed Chemical De...	2 in 5 miles	2	100.0	12.3	12.3	12.8	13.1
Arcadia, IN	46030	State of Indiana Employees - ...	7	Licensed Chemical De...	2 in 5 miles	7	100.0	8.0	8.0	8.9	9.6
Atlanta, IN	46031	State of Indiana Employees - ...	7	Licensed Chemical De...	2 in 5 miles	7	100.0	5.2	5.2	11.9	12.1
Bargersville, IN	46106	State of Indiana Employees - ...	37	Licensed Chemical De...	2 in 5 miles	37	100.0	4.5	6.5	6.8	7.0
Battle Ground, IN	47920	State of Indiana Employees - ...	6	Licensed Chemical De...	2 in 5 miles	6	100.0	6.5	6.5	7.6	8.3
Beecher, IL	60401	State of Indiana Employees - ...	1	Licensed Chemical De...	2 in 5 miles	1	100.0	7.2	7.3	11.9	12.4
Bloomington, IN	47403	State of Indiana Employees - ...	75	Licensed Chemical De...	2 in 5 miles	1	1.3	3.9	5.4	6.4	6.5
	47408	State of Indiana Employees - ...	46	Licensed Chemical De...	2 in 5 miles	45	97.8	4.7	5.1	5.2	5.8
Borden, IN	47106	State of Indiana Employees - ...	11	Licensed Chemical De...	2 in 5 miles	11	100.0	15.7	15.7	15.7	17.0
Bridgman, MI	49106	State of Indiana Employees - ...	1	Licensed Chemical De...	2 in 5 miles	1	100.0	11.8	13.0	14.0	14.8
Bristol, IN	46507	State of Indiana Employees - ...	4	Licensed Chemical De...	2 in 5 miles	4	100.0	5.6	5.9	7.6	8.1
Buchanan, MI	49107	State of Indiana Employees - ...	5	Licensed Chemical De...	2 in 5 miles	5	100.0	6.6	6.6	7.9	9.2
Cedar Lake, IN	46303	State of Indiana Employees - ...	7	Licensed Chemical De...	2 in 5 miles	7	100.0	8.1	8.9	10.2	10.6
Charlestown, IN	47111	State of Indiana Employees - ...	30	Licensed Chemical De...	2 in 5 miles	30	100.0	11.2	11.7	13.6	13.7
Chesterton, IN	46304	State of Indiana Employees - ...	81	Licensed Chemical De...	2 in 5 miles	81	100.0	7.1	7.3	9.0	9.1
Cicero, IN	46034	State of Indiana Employees - ...	24	Licensed Chemical De...	2 in 5 miles	24	100.0	6.4	7.1	7.6	7.6
Clarks Hill, IN	47930	State of Indiana Employees - ...	4	Licensed Chemical De...	2 in 5 miles	4	100.0	12.8	12.8	12.8	12.8
Clayton, IN	46118	State of Indiana Employees - ...	43	Licensed Chemical De...	2 in 5 miles	43	100.0	8.9	8.9	9.3	9.3
Coatesville, IN	46121	State of Indiana Employees - ...	28	Licensed Chemical De...	2 in 5 miles	28	100.0	12.8	13.6	13.6	13.6
Daleville, IN	47334	State of Indiana Employees - ...	8	Licensed Chemical De...	2 in 5 miles	8	100.0	6.2	7.4	7.5	7.7
Dayton, IN	47941	State of Indiana Employees - ...	6	Licensed Chemical De...	2 in 5 miles	6	100.0	6.9	7.0	7.0	7.2
Eaton, IN	47338	State of Indiana Employees - ...	8	Licensed Chemical De...	2 in 5 miles	8	100.0	8.2	8.2	10.5	11.4
Edinburgh, IN	46124	State of Indiana Employees - ...	35	Licensed Chemical De...	2 in 5 miles	35	100.0	12.0	12.1	12.3	12.4
Ellettsville, IN	47429	State of Indiana Employees - ...	16	Licensed Chemical De...	2 in 5 miles	16	100.0	5.4	9.2	9.2	9.7
Evansville, IN	47720	State of Indiana Employees - ...	25	Licensed Chemical De...	2 in 5 miles	25	100.0	3.5	6.0	6.0	6.0
	47725	State of Indiana Employees - ...	46	Licensed Chemical De...	2 in 5 miles	46	100.0	2.5	6.8	6.8	6.8
Fontanet, IN	47851	State of Indiana Employees - ...	1	Licensed Chemical De...	2 in 5 miles	1	100.0	13.3	13.4	13.9	14.1
Fort Wayne, IN	46816	State of Indiana Employees - ...	31	Licensed Chemical De...	2 in 5 miles	31	100.0	5.3	5.3	5.3	5.3
Frankton, IN	46044	State of Indiana Employees - ...	11	Licensed Chemical De...	2 in 5 miles	11	100.0	6.1	6.1	6.1	6.1
Gary, IN	46406	State of Indiana Employees - ...	26	Licensed Chemical De...	2 in 5 miles	26	100.0	3.4	5.4	5.4	5.5
Gaston, IN	47342	State of Indiana Employees - ...	14	Licensed Chemical De...	2 in 5 miles	14	100.0	9.9	10.1	11.5	12.1
Grabill, IN	46741	State of Indiana Employees - ...	5	Licensed Chemical De...	2 in 5 miles	5	100.0	6.5	6.7	6.7	8.3
Granger, IN	46530	State of Indiana Employees - ...	34	Licensed Chemical De...	2 in 5 miles	34	100.0	5.6	5.9	6.4	7.3
Hanna, IN	46340	State of Indiana Employees - ...	7	Licensed Chemical De...	2 in 5 miles	7	100.0	14.9	15.5	15.7	15.9
Harlan, IN	46743	State of Indiana Employees - ...	4	Licensed Chemical De...	2 in 5 miles	4	100.0	11.6	11.8	11.8	13.2
Harrison, OH	45030	State of Indiana Employees - ...	3	Licensed Chemical De...	2 in 5 miles	3	100.0	1.1	9.1	10.2	10.5
Hebron, IN	46341	State of Indiana Employees - ...	19	Licensed Chemical De...	2 in 5 miles	19	100.0	14.7	15.0	15.0	15.2
Henryville, IN	47126	State of Indiana Employees - ...	12	Licensed Chemical De...	2 in 5 miles	12	100.0	15.0	16.0	16.0	16.0

Access Detail By Zip Code

February 18, 2021

Access Analysis
Access StandardsEmployee / Provider Groups
State of Indiana Employees - Urban
Licensed Chemical Dependency
Counselors

Employees Without Access											
City	Zip Code	Employee		Provider		Without Access		Average Distance			
		Group	#	Group	Standard	#	%	1	2	3	4
Hoagland, IN	46745	State of Indiana Employees - ...	4	Licensed Chemical De...	2 in 5 miles	4	100.0	8.0	12.9	12.9	12.9
Independence, KY	41051	State of Indiana Employees - ...	2	Licensed Chemical De...	2 in 5 miles	2	100.0	5.0	5.4	5.4	5.4
Indianapolis, IN	46259	State of Indiana Employees - ...	82	Licensed Chemical De...	2 in 5 miles	81	98.8	7.8	7.8	7.8	7.8
Ingalls, IN	46048	State of Indiana Employees - ...	25	Licensed Chemical De...	2 in 5 miles	25	100.0	8.5	9.1	10.3	10.3
Kingsbury, IN	46345	State of Indiana Employees - ...	2	Licensed Chemical De...	2 in 5 miles	2	100.0	6.8	6.8	7.1	16.3
Kingsford Height...	46346	State of Indiana Employees - ...	10	Licensed Chemical De...	2 in 5 miles	10	100.0	10.0	10.0	10.2	16.0
Kouts, IN	46347	State of Indiana Employees - ...	16	Licensed Chemical De...	2 in 5 miles	16	100.0	9.8	10.7	11.3	11.7
La Crosse, IN	46348	State of Indiana Employees - ...	4	Licensed Chemical De...	2 in 5 miles	4	100.0	14.6	15.6	15.7	15.9
La Porte, IN	46350	State of Indiana Employees - ...	214	Licensed Chemical De...	2 in 5 miles	169	79.0	8.0	8.0	8.5	10.1
Lakeville, IN	46536	State of Indiana Employees - ...	8	Licensed Chemical De...	2 in 5 miles	8	100.0	12.1	12.1	12.1	12.1
Leo, IN	46765	State of Indiana Employees - ...	7	Licensed Chemical De...	2 in 5 miles	7	100.0	5.6	5.8	5.8	6.4
Leroy, IN	46355	State of Indiana Employees - ...	1	Licensed Chemical De...	2 in 5 miles	1	100.0	9.1	9.3	9.3	9.6
Lewis, IN	47858	State of Indiana Employees - ...	3	Licensed Chemical De...	2 in 5 miles	3	100.0	15.8	17.7	17.9	18.4
Lizton, IN	46149	State of Indiana Employees - ...	10	Licensed Chemical De...	2 in 5 miles	10	100.0	10.1	10.7	11.5	12.4
Louisville, KY	40228	State of Indiana Employees - ...	1	Licensed Chemical De...	2 in 5 miles	1	100.0	3.7	5.1	5.7	5.7
	40229	State of Indiana Employees - ...	3	Licensed Chemical De...	2 in 5 miles	3	100.0	3.4	6.6	7.7	7.7
	40291	State of Indiana Employees - ...	1	Licensed Chemical De...	2 in 5 miles	1	100.0	4.5	5.5	6.7	6.8
Lowell, IN	46356	State of Indiana Employees - ...	24	Licensed Chemical De...	2 in 5 miles	24	100.0	11.1	13.0	13.4	13.4
Markleville, IN	46056	State of Indiana Employees - ...	25	Licensed Chemical De...	2 in 5 miles	25	100.0	7.0	8.3	8.3	9.5
Memphis, IN	47143	State of Indiana Employees - ...	7	Licensed Chemical De...	2 in 5 miles	7	100.0	10.4	12.3	12.3	12.3
Middlebury, IN	46540	State of Indiana Employees - ...	2	Licensed Chemical De...	2 in 5 miles	2	100.0	9.8	11.5	11.5	12.4
Midlothian, IL	60445	State of Indiana Employees - ...	1	Licensed Chemical De...	2 in 5 miles	1	100.0	4.9	5.6	5.6	5.6
Mill Creek, IN	46365	State of Indiana Employees - ...	3	Licensed Chemical De...	2 in 5 miles	3	100.0	9.1	9.1	9.4	17.9
Monroeville, IN	46773	State of Indiana Employees - ...	6	Licensed Chemical De...	2 in 5 miles	6	100.0	12.3	12.4	12.4	12.4
Nabb, IN	47147	State of Indiana Employees - ...	1	Licensed Chemical De...	2 in 5 miles	1	100.0	17.7	21.3	21.7	21.9
Nappanee, IN	46550	State of Indiana Employees - ...	9	Licensed Chemical De...	2 in 5 miles	9	100.0	14.4	15.4	15.6	15.6
Needham, IN	46162	State of Indiana Employees - ...	1	Licensed Chemical De...	2 in 5 miles	1	100.0	9.3	9.4	9.6	9.6
New Buffalo, MI	49117	State of Indiana Employees - ...	5	Licensed Chemical De...	2 in 5 miles	5	100.0	12.0	12.3	12.5	12.5
New Carlisle, IN	46552	State of Indiana Employees - ...	20	Licensed Chemical De...	2 in 5 miles	20	100.0	14.3	14.6	14.7	14.7
New Goshen, IN	47863	State of Indiana Employees - ...	2	Licensed Chemical De...	2 in 5 miles	2	100.0	8.3	9.0	9.1	9.2
New Haven, IN	46774	State of Indiana Employees - ...	21	Licensed Chemical De...	2 in 5 miles	21	100.0	1.0	5.6	5.8	6.1
New Paris, IN	46553	State of Indiana Employees - ...	5	Licensed Chemical De...	2 in 5 miles	5	100.0	6.2	6.2	6.5	7.4
New Washingto...	47162	State of Indiana Employees - ...	1	Licensed Chemical De...	2 in 5 miles	1	100.0	17.5	19.0	19.0	19.0
Nineveh, IN	46164	State of Indiana Employees - ...	29	Licensed Chemical De...	2 in 5 miles	29	100.0	10.9	10.9	10.9	10.9
North Liberty, IN	46554	State of Indiana Employees - ...	11	Licensed Chemical De...	2 in 5 miles	11	100.0	18.0	18.4	18.7	18.7
North Salem, IN	46165	State of Indiana Employees - ...	6	Licensed Chemical De...	2 in 5 miles	6	100.0	14.9	15.0	15.1	15.3
Otisco, IN	47163	State of Indiana Employees - ...	3	Licensed Chemical De...	2 in 5 miles	3	100.0	16.2	17.2	19.2	20.1
Pendleton, IN	46064	State of Indiana Employees - ...	101	Licensed Chemical De...	2 in 5 miles	101	100.0	8.3	8.3	8.3	8.3
Philpot, KY	42366	State of Indiana Employees - ...	1	Licensed Chemical De...	2 in 5 miles	1	100.0	8.9	10.8	10.8	11.4
Pittsboro, IN	46167	State of Indiana Employees - ...	39	Licensed Chemical De...	2 in 5 miles	39	100.0	4.6	5.3	6.2	7.1

Access Detail By Zip Code

February 18, 2021

Access Analysis
Access Standards
Employee / Provider Groups
State of Indiana Employees - Urban
Licensed Chemical Dependency
Counselors

Employees Without Access											
City	Zip Code	Employee		Provider		Without Access		Average Distance			
		Group	#	Group	Standard	#	%	1	2	3	4
Prairie Creek, IN	47869	State of Indiana Employees - ...	1	Licensed Chemical De...	2 in 5 miles	1	100.0	13.2	13.6	13.7	14.1
Prospect, KY	40059	State of Indiana Employees - ...	1	Licensed Chemical De...	2 in 5 miles	1	100.0	3.6	5.1	5.1	5.1
Riley, IN	47871	State of Indiana Employees - ...	4	Licensed Chemical De...	2 in 5 miles	4	100.0	5.1	7.0	7.2	7.8
Rolling Prairie, IN	46371	State of Indiana Employees - ...	15	Licensed Chemical De...	2 in 5 miles	15	100.0	10.0	10.0	10.5	12.2
Romney, IN	47981	State of Indiana Employees - ...	3	Licensed Chemical De...	2 in 5 miles	3	100.0	9.6	12.0	12.0	12.0
Saint John, IN	46373	State of Indiana Employees - ...	4	Licensed Chemical De...	2 in 5 miles	4	100.0	4.3	5.9	6.6	6.6
Sellersburg, IN	47172	State of Indiana Employees - ...	37	Licensed Chemical De...	2 in 5 miles	37	100.0	6.1	7.5	7.5	7.5
Selma, IN	47383	State of Indiana Employees - ...	12	Licensed Chemical De...	2 in 5 miles	12	100.0	8.5	8.9	9.7	9.9
Shelby, IN	46377	State of Indiana Employees - ...	1	Licensed Chemical De...	2 in 5 miles	1	100.0	16.5	18.4	18.6	19.1
Sheridan, IN	46069	State of Indiana Employees - ...	16	Licensed Chemical De...	2 in 5 miles	16	100.0	8.3	8.8	10.0	10.2
South Bend, IN	46619	State of Indiana Employees - ...	36	Licensed Chemical De...	2 in 5 miles	1	2.8	5.8	6.1	6.1	6.1
	46628	State of Indiana Employees - ...	57	Licensed Chemical De...	2 in 5 miles	57	100.0	5.0	5.2	5.5	5.5
Stevensville, MI	49127	State of Indiana Employees - ...	2	Licensed Chemical De...	2 in 5 miles	2	100.0	5.5	7.6	7.9	7.9
Stilesville, IN	46180	State of Indiana Employees - ...	5	Licensed Chemical De...	2 in 5 miles	5	100.0	14.0	14.0	14.0	14.1
Summitville, IN	46070	State of Indiana Employees - ...	3	Licensed Chemical De...	2 in 5 miles	3	100.0	12.5	13.5	14.7	14.7
Terre Haute, IN	47805	State of Indiana Employees - ...	67	Licensed Chemical De...	2 in 5 miles	1	1.5	6.5	7.1	7.1	7.2
Three Oaks, MI	49128	State of Indiana Employees - ...	1	Licensed Chemical De...	2 in 5 miles	1	100.0	18.2	18.2	18.7	18.9
Trafalgar, IN	46181	State of Indiana Employees - ...	30	Licensed Chemical De...	2 in 5 miles	30	100.0	10.9	11.0	11.0	11.0
Underwood, IN	47177	State of Indiana Employees - ...	5	Licensed Chemical De...	2 in 5 miles	5	100.0	17.3	19.1	20.6	20.6
Union Mills, IN	46382	State of Indiana Employees - ...	12	Licensed Chemical De...	2 in 5 miles	12	100.0	10.5	11.0	11.0	12.9
Unionville, IN	47468	State of Indiana Employees - ...	3	Licensed Chemical De...	2 in 5 miles	3	100.0	11.7	12.1	12.6	12.7
Utica, KY	42376	State of Indiana Employees - ...	2	Licensed Chemical De...	2 in 5 miles	2	100.0	8.8	8.9	9.6	9.6
Wakarusa, IN	46573	State of Indiana Employees - ...	4	Licensed Chemical De...	2 in 5 miles	4	100.0	10.2	10.2	10.4	10.7
Walkerton, IN	46574	State of Indiana Employees - ...	28	Licensed Chemical De...	2 in 5 miles	28	100.0	16.9	17.4	17.4	17.4
Wanatah, IN	46390	State of Indiana Employees - ...	15	Licensed Chemical De...	2 in 5 miles	15	100.0	7.6	9.0	9.8	10.6
Watervliet, MI	49098	State of Indiana Employees - ...	1	Licensed Chemical De...	2 in 5 miles	1	100.0	0.5	13.2	14.2	14.2
West Terre Haut...	47885	State of Indiana Employees - ...	31	Licensed Chemical De...	2 in 5 miles	1	3.2	5.7	6.2	6.2	6.8
Westpoint, IN	47992	State of Indiana Employees - ...	2	Licensed Chemical De...	2 in 5 miles	2	100.0	10.9	11.6	11.6	12.6
Westville, IN	46391	State of Indiana Employees - ...	83	Licensed Chemical De...	2 in 5 miles	83	100.0	8.1	9.6	10.5	10.6
Woodburn, IN	46797	State of Indiana Employees - ...	6	Licensed Chemical De...	2 in 5 miles	6	100.0	11.5	11.6	13.2	13.5
Yoder, IN	46798	State of Indiana Employees - ...	2	Licensed Chemical De...	2 in 5 miles	2	100.0	6.8	7.0	7.6	8.7
Zanesville, IN	46799	State of Indiana Employees - ...	2	Licensed Chemical De...	2 in 5 miles	2	100.0	8.6	9.9	11.5	11.8
Grand Totals		State of Indiana Employees - ...	1,997	Licensed Chemical De...	2 in 5 miles	1,745	87.4	8.2	9.0	9.4	9.9

Access Detail By Zip Code

February 18, 2021

Access Analysis
Access StandardsEmployee / Provider Groups
State of Indiana Employees -
Rural/Mixed
Licensed Chemical Dependency
Counselors

Employees Without Access											
City	Zip Code	Employee		Provider		Without Access		Average Distance			
		Group	#	Group	Standard	#	%	1	2	3	4
Advance, IN	46102	State of Indiana Employees - ...	1	Licensed Chemical De...	2 in 10 miles	1	100.0	10.5	10.5	10.5	10.5
Albion, IN	46701	State of Indiana Employees - ...	30	Licensed Chemical De...	2 in 10 miles	30	100.0	3.0	11.0	12.2	13.1
Amboy, IN	46911	State of Indiana Employees - ...	5	Licensed Chemical De...	2 in 10 miles	5	100.0	15.1	15.9	15.9	16.4
Angola, IN	46703	State of Indiana Employees - ...	51	Licensed Chemical De...	2 in 10 miles	51	100.0	2.2	18.9	19.3	20.7
Arcanum, OH	45304	State of Indiana Employees - ...	1	Licensed Chemical De...	2 in 10 miles	1	100.0	11.5	11.9	16.2	19.4
Ashley, IN	46705	State of Indiana Employees - ...	3	Licensed Chemical De...	2 in 10 miles	3	100.0	11.7	11.9	11.9	12.2
Austin, IN	47102	State of Indiana Employees - ...	28	Licensed Chemical De...	2 in 10 miles	28	100.0	17.4	21.9	22.7	29.9
Berne, IN	46711	State of Indiana Employees - ...	6	Licensed Chemical De...	2 in 10 miles	6	100.0	11.9	11.9	11.9	11.9
Bicknell, IN	47512	State of Indiana Employees - ...	19	Licensed Chemical De...	2 in 10 miles	19	100.0	14.2	15.1	15.1	15.2
Birdseye, IN	47513	State of Indiana Employees - ...	9	Licensed Chemical De...	2 in 10 miles	9	100.0	18.9	19.8	27.5	32.6
Boonville, IN	47601	State of Indiana Employees - ...	44	Licensed Chemical De...	2 in 10 miles	44	100.0	7.4	14.1	14.5	14.5
Bourbon, IN	46504	State of Indiana Employees - ...	1	Licensed Chemical De...	2 in 10 miles	1	100.0	12.5	12.5	12.5	13.0
Bremen, IN	46506	State of Indiana Employees - ...	13	Licensed Chemical De...	2 in 10 miles	13	100.0	13.9	13.9	13.9	15.0
Bronson, MI	49028	State of Indiana Employees - ...	1	Licensed Chemical De...	2 in 10 miles	1	100.0	8.6	15.5	15.5	15.7
Brownstown, IN	47220	State of Indiana Employees - ...	34	Licensed Chemical De...	2 in 10 miles	34	100.0	13.2	18.8	24.6	25.2
Bruceville, IN	47516	State of Indiana Employees - ...	11	Licensed Chemical De...	2 in 10 miles	11	100.0	10.1	11.3	12.0	18.5
Butler, IN	46721	State of Indiana Employees - ...	11	Licensed Chemical De...	2 in 10 miles	11	100.0	11.8	12.3	14.4	18.2
Cambridge City, IN	47327	State of Indiana Employees - ...	35	Licensed Chemical De...	2 in 10 miles	35	100.0	11.6	11.8	12.9	12.9
Canaan, IN	47224	State of Indiana Employees - ...	9	Licensed Chemical De...	2 in 10 miles	9	100.0	14.6	18.2	20.2	20.4
Cannelburg, IN	47519	State of Indiana Employees - ...	1	Licensed Chemical De...	2 in 10 miles	1	100.0	8.1	11.3	11.5	11.5
Cassopolis, MI	49031	State of Indiana Employees - ...	2	Licensed Chemical De...	2 in 10 miles	2	100.0	11.4	12.9	14.3	14.3
Celestine, IN	47521	State of Indiana Employees - ...	3	Licensed Chemical De...	2 in 10 miles	3	100.0	11.9	12.7	26.4	31.8
Clarksburg, IN	47225	State of Indiana Employees - ...	1	Licensed Chemical De...	2 in 10 miles	1	100.0	13.6	16.0	16.0	16.8
Claypool, IN	46510	State of Indiana Employees - ...	10	Licensed Chemical De...	2 in 10 miles	10	100.0	10.4	10.4	10.4	10.5
Coldwater, MI	49036	State of Indiana Employees - ...	2	Licensed Chemical De...	2 in 10 miles	2	100.0	5.0	18.9	19.6	19.9
Colfax, IN	46035	State of Indiana Employees - ...	5	Licensed Chemical De...	2 in 10 miles	5	100.0	13.8	13.8	13.9	13.9
Converse, IN	46919	State of Indiana Employees - ...	10	Licensed Chemical De...	2 in 10 miles	10	100.0	11.2	14.5	15.4	16.5
Corydon, KY	42406	State of Indiana Employees - ...	2	Licensed Chemical De...	2 in 10 miles	2	100.0	12.5	12.9	18.5	21.1
Crothersville, IN	47229	State of Indiana Employees - ...	11	Licensed Chemical De...	2 in 10 miles	11	100.0	12.6	24.0	24.1	29.0
Culver, IN	46511	State of Indiana Employees - ...	9	Licensed Chemical De...	2 in 10 miles	9	100.0	13.9	13.9	13.9	14.3
Decker, IN	47524	State of Indiana Employees - ...	3	Licensed Chemical De...	2 in 10 miles	3	100.0	11.1	11.2	11.7	14.4
Deputy, IN	47230	State of Indiana Employees - ...	16	Licensed Chemical De...	2 in 10 miles	16	100.0	12.3	24.6	30.6	31.4
Dillsboro, IN	47018	State of Indiana Employees - ...	10	Licensed Chemical De...	2 in 10 miles	10	100.0	17.6	17.6	18.0	18.0
Dowagiac, MI	49047	State of Indiana Employees - ...	1	Licensed Chemical De...	2 in 10 miles	1	100.0	0.5	11.1	13.5	14.8
Dublin, IN	47335	State of Indiana Employees - ...	6	Licensed Chemical De...	2 in 10 miles	6	100.0	13.0	13.1	13.9	14.2
Dubois, IN	47527	State of Indiana Employees - ...	3	Licensed Chemical De...	2 in 10 miles	3	100.0	9.9	10.6	21.8	28.8
Dunreith, IN	47337	State of Indiana Employees - ...	3	Licensed Chemical De...	2 in 10 miles	3	100.0	10.0	11.9	12.7	12.7
Dupont, IN	47231	State of Indiana Employees - ...	17	Licensed Chemical De...	2 in 10 miles	17	100.0	13.1	22.6	30.2	31.9
Economy, IN	47339	State of Indiana Employees - ...	7	Licensed Chemical De...	2 in 10 miles	7	100.0	16.3	16.3	17.0	17.4
Edwardsport, IN	47528	State of Indiana Employees - ...	7	Licensed Chemical De...	2 in 10 miles	7	100.0	15.6	15.9	16.0	16.1

Access Detail By Zip Code

February 18, 2021

Access Analysis
Access StandardsEmployee / Provider Groups
State of Indiana Employees -
Rural/Mixed
Licensed Chemical Dependency
Counselors

Employees Without Access											
City	Zip Code	Employee		Provider		Without Access		Average Distance			
		Group	#	Group	Standard	#	%	1	2	3	4
Elberfeld, IN	47613	State of Indiana Employees - ...	8	Licensed Chemical De...	2 in 10 miles	8	100.0	11.0	12.8	13.0	13.0
Elizabethtown, IN	47232	State of Indiana Employees - ...	6	Licensed Chemical De...	2 in 10 miles	6	100.0	11.9	11.9	11.9	11.9
Elnora, IN	47529	State of Indiana Employees - ...	2	Licensed Chemical De...	2 in 10 miles	2	100.0	14.5	17.3	17.6	17.6
Eminence, IN	46125	State of Indiana Employees - ...	1	Licensed Chemical De...	2 in 10 miles	1	100.0	17.0	17.0	17.0	17.0
Etna Green, IN	46524	State of Indiana Employees - ...	4	Licensed Chemical De...	2 in 10 miles	4	100.0	13.2	13.7	13.7	13.7
Fairmount, IN	46928	State of Indiana Employees - ...	14	Licensed Chemical De...	2 in 10 miles	14	100.0	6.9	11.4	17.5	18.6
Ferdinand, IN	47532	State of Indiana Employees - ...	17	Licensed Chemical De...	2 in 10 miles	17	100.0	16.3	17.1	20.8	23.2
Flat Rock, IN	47234	State of Indiana Employees - ...	6	Licensed Chemical De...	2 in 10 miles	6	100.0	11.0	11.0	11.0	11.0
Forest, IN	46039	State of Indiana Employees - ...	1	Licensed Chemical De...	2 in 10 miles	1	100.0	14.5	15.0	15.0	15.1
Fowlerton, IN	46930	State of Indiana Employees - ...	1	Licensed Chemical De...	2 in 10 miles	1	100.0	11.6	15.6	19.4	19.7
Freelandville, IN	47535	State of Indiana Employees - ...	4	Licensed Chemical De...	2 in 10 miles	4	100.0	19.8	20.0	20.1	20.1
Freetown, IN	47235	State of Indiana Employees - ...	11	Licensed Chemical De...	2 in 10 miles	11	100.0	14.2	19.0	24.8	25.0
Fremont, IN	46737	State of Indiana Employees - ...	13	Licensed Chemical De...	2 in 10 miles	13	100.0	5.7	15.9	23.1	23.3
Galveston, IN	46932	State of Indiana Employees - ...	28	Licensed Chemical De...	2 in 10 miles	28	100.0	10.9	10.9	10.9	10.9
Geneva, IN	46740	State of Indiana Employees - ...	3	Licensed Chemical De...	2 in 10 miles	3	100.0	12.1	16.9	16.9	16.9
Georgetown, IL	61846	State of Indiana Employees - ...	1	Licensed Chemical De...	2 in 10 miles	1	100.0	10.4	10.8	12.2	13.8
Grammer, IN	47236	State of Indiana Employees - ...	1	Licensed Chemical De...	2 in 10 miles	1	100.0	11.8	11.8	11.8	11.8
Greensburg, IN	47240	State of Indiana Employees - ...	51	Licensed Chemical De...	2 in 10 miles	51	100.0	1.8	15.8	15.8	19.7
Greenville, IN	47124	State of Indiana Employees - ...	3	Licensed Chemical De...	2 in 10 miles	3	100.0	9.6	13.3	13.3	13.3
Gwynneville, IN	46144	State of Indiana Employees - ...	1	Licensed Chemical De...	2 in 10 miles	1	100.0	13.1	13.9	13.9	13.9
Hagerstown, IN	47346	State of Indiana Employees - ...	21	Licensed Chemical De...	2 in 10 miles	21	100.0	11.5	11.7	11.7	12.0
Hamilton, IN	46742	State of Indiana Employees - ...	4	Licensed Chemical De...	2 in 10 miles	4	100.0	13.1	16.8	17.3	19.6
Hanover, IN	47243	State of Indiana Employees - ...	76	Licensed Chemical De...	2 in 10 miles	76	100.0	7.9	19.6	19.8	21.4
Hartsville, IN	47244	State of Indiana Employees - ...	3	Licensed Chemical De...	2 in 10 miles	3	100.0	12.9	13.3	13.3	13.3
Heltonville, IN	47436	State of Indiana Employees - ...	4	Licensed Chemical De...	2 in 10 miles	4	100.0	10.7	11.6	11.7	11.7
Holland, IN	47541	State of Indiana Employees - ...	2	Licensed Chemical De...	2 in 10 miles	2	100.0	17.1	17.8	25.3	25.3
Hoopeston, IL	60942	State of Indiana Employees - ...	1	Licensed Chemical De...	2 in 10 miles	1	100.0	21.0	23.5	23.8	31.1
Hope, IN	47246	State of Indiana Employees - ...	20	Licensed Chemical De...	2 in 10 miles	20	100.0	11.2	11.7	11.7	11.7
Hudson, IN	46747	State of Indiana Employees - ...	6	Licensed Chemical De...	2 in 10 miles	6	100.0	13.0	13.4	13.4	13.4
Huntingburg, IN	47542	State of Indiana Employees - ...	33	Licensed Chemical De...	2 in 10 miles	33	100.0	9.9	10.7	26.4	27.8
Huron, IN	47437	State of Indiana Employees - ...	1	Licensed Chemical De...	2 in 10 miles	1	100.0	15.3	17.9	17.9	18.0
Jamestown, IN	46147	State of Indiana Employees - ...	10	Licensed Chemical De...	2 in 10 miles	10	100.0	12.9	12.9	12.9	12.9
Jones, MI	49061	State of Indiana Employees - ...	1	Licensed Chemical De...	2 in 10 miles	1	100.0	11.5	12.4	15.8	16.3
Kirklin, IN	46050	State of Indiana Employees - ...	8	Licensed Chemical De...	2 in 10 miles	8	100.0	13.6	13.6	13.8	13.8
Knightstown, IN	46148	State of Indiana Employees - ...	70	Licensed Chemical De...	2 in 10 miles	70	100.0	12.6	14.5	14.9	15.1
Kurtz, IN	47249	State of Indiana Employees - ...	1	Licensed Chemical De...	2 in 10 miles	1	100.0	17.2	17.7	20.5	21.2
La Fontaine, IN	46940	State of Indiana Employees - ...	9	Licensed Chemical De...	2 in 10 miles	1	11.1	9.2	12.4	13.3	13.7
Ladoga, IN	47954	State of Indiana Employees - ...	15	Licensed Chemical De...	2 in 10 miles	15	100.0	12.8	12.8	12.8	12.9
Laketon, IN	46943	State of Indiana Employees - ...	2	Licensed Chemical De...	2 in 10 miles	2	100.0	11.1	12.4	12.4	14.2
Laotto, IN	46763	State of Indiana Employees - ...	1	Licensed Chemical De...	2 in 10 miles	1	100.0	9.7	10.7	10.7	10.9

Access Detail By Zip Code

February 18, 2021

Access Analysis
Access Standards
Employee / Provider Groups
State of Indiana Employees -
Rural/Mixed
Licensed Chemical Dependency
Counselors

Employees Without Access											
City	Zip Code	Employee		Provider		Without Access		Average Distance			
		Group	#	Group	Standard	#	%	1	2	3	4
Lexington, IN	47138	State of Indiana Employees - ...	26	Licensed Chemical De...	2 in 10 miles	26	100.0	17.4	25.5	26.4	26.4
Liberty Mills, IN	46946	State of Indiana Employees - ...	2	Licensed Chemical De...	2 in 10 miles	2	100.0	15.9	16.9	17.0	18.1
Ligonier, IN	46767	State of Indiana Employees - ...	7	Licensed Chemical De...	2 in 10 miles	7	100.0	11.4	13.7	14.5	15.8
Linden, IN	47955	State of Indiana Employees - ...	6	Licensed Chemical De...	2 in 10 miles	6	100.0	8.7	10.7	10.7	10.8
Lynnville, IN	47619	State of Indiana Employees - ...	3	Licensed Chemical De...	2 in 10 miles	3	100.0	15.3	20.2	20.7	21.8
Macy, IN	46951	State of Indiana Employees - ...	14	Licensed Chemical De...	2 in 10 miles	14	100.0	11.4	11.4	14.4	15.4
Madison, IN	47250	State of Indiana Employees - ...	314	Licensed Chemical De...	2 in 10 miles	314	100.0	5.3	22.4	23.8	24.1
Markle, IN	46770	State of Indiana Employees - ...	3	Licensed Chemical De...	2 in 10 miles	3	100.0	12.6	13.6	13.9	14.8
Martinsville, IN	46151	State of Indiana Employees - ...	173	Licensed Chemical De...	2 in 10 miles	173	100.0	2.0	14.1	14.1	14.1
Matthews, IN	46957	State of Indiana Employees - ...	2	Licensed Chemical De...	2 in 10 miles	2	100.0	14.2	14.4	15.5	15.7
Medora, IN	47260	State of Indiana Employees - ...	3	Licensed Chemical De...	2 in 10 miles	3	100.0	16.4	16.6	16.6	17.3
Mendon, MI	49072	State of Indiana Employees - ...	1	Licensed Chemical De...	2 in 10 miles	1	100.0	12.2	14.6	15.3	15.4
Mentone, IN	46539	State of Indiana Employees - ...	4	Licensed Chemical De...	2 in 10 miles	4	100.0	14.9	14.9	14.9	15.0
Milford, IN	46542	State of Indiana Employees - ...	9	Licensed Chemical De...	2 in 10 miles	9	100.0	5.3	11.3	11.8	11.8
Monroe City, IN	47557	State of Indiana Employees - ...	7	Licensed Chemical De...	2 in 10 miles	7	100.0	11.7	12.2	12.3	12.3
Montgomery, MI	49255	State of Indiana Employees - ...	1	Licensed Chemical De...	2 in 10 miles	1	100.0	16.6	18.9	18.9	18.9
Moores Hill, IN	47032	State of Indiana Employees - ...	6	Licensed Chemical De...	2 in 10 miles	6	100.0	11.2	11.2	11.5	11.5
Morristown, IN	46161	State of Indiana Employees - ...	7	Licensed Chemical De...	2 in 10 miles	7	100.0	11.7	11.7	11.7	11.7
Mulberry, IN	46058	State of Indiana Employees - ...	1	Licensed Chemical De...	2 in 10 miles	1	100.0	11.5	11.5	11.7	11.7
New Madison, OH	45346	State of Indiana Employees - ...	1	Licensed Chemical De...	2 in 10 miles	1	100.0	12.7	12.8	16.0	16.0
New Richmond, IN	47967	State of Indiana Employees - ...	7	Licensed Chemical De...	2 in 10 miles	7	100.0	12.2	14.9	14.9	15.0
New Ross, IN	47968	State of Indiana Employees - ...	7	Licensed Chemical De...	2 in 10 miles	7	100.0	13.8	13.8	13.8	13.9
Norman, IN	47264	State of Indiana Employees - ...	4	Licensed Chemical De...	2 in 10 miles	4	100.0	17.3	18.1	18.2	18.2
North Manchest...	46962	State of Indiana Employees - ...	18	Licensed Chemical De...	2 in 10 miles	18	100.0	13.7	14.5	14.5	16.5
Oaktown, IN	47561	State of Indiana Employees - ...	16	Licensed Chemical De...	2 in 10 miles	16	100.0	17.0	18.2	18.8	23.8
Odon, IN	47562	State of Indiana Employees - ...	5	Licensed Chemical De...	2 in 10 miles	5	100.0	14.5	17.7	20.5	20.7
Orland, IN	46776	State of Indiana Employees - ...	3	Licensed Chemical De...	2 in 10 miles	3	100.0	12.2	15.2	16.7	17.0
Paragon, IN	46166	State of Indiana Employees - ...	9	Licensed Chemical De...	2 in 10 miles	9	100.0	9.9	17.2	19.7	20.0
Pershing, IN	47370	State of Indiana Employees - ...	1	Licensed Chemical De...	2 in 10 miles	1	100.0	10.8	11.0	12.1	12.3
Plainville, IN	47568	State of Indiana Employees - ...	3	Licensed Chemical De...	2 in 10 miles	3	100.0	7.8	10.3	10.5	10.5
Pleasant Lake, IN	46779	State of Indiana Employees - ...	3	Licensed Chemical De...	2 in 10 miles	3	100.0	7.0	14.2	14.6	16.2
Quincy, MI	49082	State of Indiana Employees - ...	2	Licensed Chemical De...	2 in 10 miles	2	100.0	11.8	13.1	13.8	13.8
Ridge Farm, IL	61870	State of Indiana Employees - ...	1	Licensed Chemical De...	2 in 10 miles	1	100.0	11.7	16.5	18.2	19.7
Roann, IN	46974	State of Indiana Employees - ...	4	Licensed Chemical De...	2 in 10 miles	4	100.0	12.2	13.5	13.5	14.9
Roanoke, IN	46783	State of Indiana Employees - ...	18	Licensed Chemical De...	2 in 10 miles	18	100.0	9.7	11.1	11.6	11.6
Rossville, IN	46065	State of Indiana Employees - ...	7	Licensed Chemical De...	2 in 10 miles	7	100.0	12.9	12.9	12.9	12.9
Royal Center, IN	46978	State of Indiana Employees - ...	26	Licensed Chemical De...	2 in 10 miles	26	100.0	12.0	12.0	16.2	16.3
Saint Anthony, IN	47575	State of Indiana Employees - ...	2	Licensed Chemical De...	2 in 10 miles	2	100.0	14.2	15.0	27.0	28.1
Saint Joe, IN	46785	State of Indiana Employees - ...	1	Licensed Chemical De...	2 in 10 miles	1	100.0	10.3	10.3	11.4	18.2
Saint Paul, IN	47272	State of Indiana Employees - ...	12	Licensed Chemical De...	2 in 10 miles	12	100.0	12.3	14.1	14.1	14.1

Access Detail By Zip Code

February 18, 2021

Access Analysis
Access Standards
Employee / Provider Groups
State of Indiana Employees -
Rural/Mixed
Licensed Chemical Dependency
Counselors

Employees Without Access											
City	Zip Code	Employee		Provider		Without Access		Average Distance			
		Group	#	Group	Standard	#	%	1	2	3	4
Sandborn, IN	47578	State of Indiana Employees - ...	10	Licensed Chemical De...	2 in 10 miles	10	100.0	15.1	17.3	17.3	17.4
Scottsburg, IN	47170	State of Indiana Employees - ...	71	Licensed Chemical De...	2 in 10 miles	71	100.0	18.1	21.3	25.1	25.5
Seymour, IN	47274	State of Indiana Employees - ...	85	Licensed Chemical De...	2 in 10 miles	85	100.0	0.8	17.0	17.2	17.2
Shirley, IN	47384	State of Indiana Employees - ...	22	Licensed Chemical De...	2 in 10 miles	22	100.0	9.1	10.2	10.9	10.9
Silver Lake, IN	46982	State of Indiana Employees - ...	7	Licensed Chemical De...	2 in 10 miles	7	100.0	14.7	14.7	14.8	14.8
Spencerville, IN	46788	State of Indiana Employees - ...	3	Licensed Chemical De...	2 in 10 miles	3	100.0	12.3	12.4	13.6	14.0
Spiceland, IN	47385	State of Indiana Employees - ...	15	Licensed Chemical De...	2 in 10 miles	15	100.0	8.4	10.4	11.1	11.1
Springville, IN	47462	State of Indiana Employees - ...	8	Licensed Chemical De...	2 in 10 miles	8	100.0	12.1	13.0	13.1	13.1
Straughn, IN	47387	State of Indiana Employees - ...	4	Licensed Chemical De...	2 in 10 miles	4	100.0	11.8	12.3	12.6	12.6
Swayzee, IN	46986	State of Indiana Employees - ...	9	Licensed Chemical De...	2 in 10 miles	9	100.0	8.6	12.6	15.8	16.3
Tennyson, IN	47637	State of Indiana Employees - ...	3	Licensed Chemical De...	2 in 10 miles	3	100.0	18.2	19.8	19.8	19.8
Thorntown, IN	46071	State of Indiana Employees - ...	8	Licensed Chemical De...	2 in 10 miles	8	100.0	11.7	11.7	11.7	11.7
Tippecanoe, IN	46570	State of Indiana Employees - ...	1	Licensed Chemical De...	2 in 10 miles	1	100.0	14.3	14.3	16.4	16.4
Twelve Mile, IN	46988	State of Indiana Employees - ...	5	Licensed Chemical De...	2 in 10 miles	5	100.0	13.7	14.0	14.0	14.2
Union City, OH	45390	State of Indiana Employees - ...	1	Licensed Chemical De...	2 in 10 miles	1	100.0	11.7	13.1	13.5	25.2
Upland, IN	46989	State of Indiana Employees - ...	13	Licensed Chemical De...	2 in 10 miles	13	100.0	11.8	16.2	18.7	18.7
Urbana, IN	46990	State of Indiana Employees - ...	3	Licensed Chemical De...	2 in 10 miles	3	100.0	9.6	10.4	10.4	12.4
Vallonia, IN	47281	State of Indiana Employees - ...	13	Licensed Chemical De...	2 in 10 miles	13	100.0	14.3	19.3	22.6	22.8
Van Buren, IN	46991	State of Indiana Employees - ...	3	Licensed Chemical De...	2 in 10 miles	3	100.0	11.7	16.0	19.9	20.0
Vandalia, MI	49095	State of Indiana Employees - ...	1	Licensed Chemical De...	2 in 10 miles	1	100.0	13.0	13.9	14.6	14.9
Versailles, OH	45380	State of Indiana Employees - ...	1	Licensed Chemical De...	2 in 10 miles	1	100.0	15.4	15.6	15.9	19.3
Waldron, IN	46182	State of Indiana Employees - ...	6	Licensed Chemical De...	2 in 10 miles	6	100.0	10.4	10.4	10.4	10.4
Walton, IN	46994	State of Indiana Employees - ...	33	Licensed Chemical De...	2 in 10 miles	33	100.0	10.9	10.9	10.9	12.1
Warren, IN	46792	State of Indiana Employees - ...	16	Licensed Chemical De...	2 in 10 miles	16	100.0	16.0	16.9	16.9	16.9
Waveland, IN	47989	State of Indiana Employees - ...	10	Licensed Chemical De...	2 in 10 miles	10	100.0	13.8	17.1	17.7	18.9
Waynetown, IN	47990	State of Indiana Employees - ...	5	Licensed Chemical De...	2 in 10 miles	5	100.0	9.4	12.0	12.0	12.1
West Harrison, IN	47060	State of Indiana Employees - ...	5	Licensed Chemical De...	2 in 10 miles	5	100.0	5.2	11.9	11.9	12.9
Westphalia, IN	47596	State of Indiana Employees - ...	4	Licensed Chemical De...	2 in 10 miles	4	100.0	15.3	15.8	15.9	15.9
Westport, IN	47283	State of Indiana Employees - ...	15	Licensed Chemical De...	2 in 10 miles	15	100.0	15.1	17.8	17.8	17.8
Wilkinson, IN	46186	State of Indiana Employees - ...	11	Licensed Chemical De...	2 in 10 miles	11	100.0	12.9	12.9	12.9	12.9
Williams, IN	47470	State of Indiana Employees - ...	6	Licensed Chemical De...	2 in 10 miles	6	100.0	10.3	10.3	10.5	11.3
Williamsburg, IN	47393	State of Indiana Employees - ...	10	Licensed Chemical De...	2 in 10 miles	10	100.0	11.3	11.5	11.5	11.5
Wingate, IN	47994	State of Indiana Employees - ...	1	Licensed Chemical De...	2 in 10 miles	1	100.0	15.5	15.5	15.6	18.3
Wolflake, IN	46796	State of Indiana Employees - ...	1	Licensed Chemical De...	2 in 10 miles	1	100.0	8.8	10.9	11.7	12.5
Grand Totals		State of Indiana Employees - ...	2,053	Licensed Chemical De...	2 in 10 miles	2,045	99.6	9.2	16.4	17.8	18.5

Access Detail By Zip Code

February 18, 2021

Access Analysis
Access StandardsEmployee / Provider Groups
State of Indiana Employees - Rural
Licensed Chemical Dependency
Counselors

Employees Without Access											
City	Zip Code	Employee		Provider		Without Access		Average Distance			
		Group	#	Group	Standard	#	%	1	2	3	4
Annapolis, IL	62413	State of Indiana Employees - ...	1	Licensed Chemical De...	2 in 15 miles	1	100.0	36.1	36.9	37.0	37.5
Arlington, IN	46104	State of Indiana Employees - ...	5	Licensed Chemical De...	2 in 15 miles	5	100.0	10.7	16.6	16.6	16.6
Bellmont, IL	62811	State of Indiana Employees - ...	1	Licensed Chemical De...	2 in 15 miles	1	100.0	25.8	36.4	37.0	37.2
Bloomfield, IN	47424	State of Indiana Employees - ...	40	Licensed Chemical De...	2 in 15 miles	40	100.0	22.4	24.0	24.5	24.5
Boswell, IN	47921	State of Indiana Employees - ...	1	Licensed Chemical De...	2 in 15 miles	1	100.0	15.2	22.1	22.1	23.7
Bowling Green, IN	47833	State of Indiana Employees - ...	3	Licensed Chemical De...	2 in 15 miles	3	100.0	17.7	20.3	20.3	20.3
Branchville, IN	47514	State of Indiana Employees - ...	9	Licensed Chemical De...	2 in 15 miles	9	100.0	23.0	29.9	30.6	30.8
Brazil, IN	47834	State of Indiana Employees - ...	185	Licensed Chemical De...	2 in 15 miles	185	100.0	16.3	16.7	16.8	16.8
Bristow, IN	47515	State of Indiana Employees - ...	3	Licensed Chemical De...	2 in 15 miles	3	100.0	17.8	25.2	27.4	28.1
Brookville, IN	47012	State of Indiana Employees - ...	31	Licensed Chemical De...	2 in 15 miles	31	100.0	17.7	17.7	19.4	19.5
Bryant, IN	47326	State of Indiana Employees - ...	2	Licensed Chemical De...	2 in 15 miles	2	100.0	8.5	18.5	18.5	20.6
Buckskin, IN	47647	State of Indiana Employees - ...	1	Licensed Chemical De...	2 in 15 miles	1	100.0	16.8	18.2	18.4	18.4
Butler, IN	47223	State of Indiana Employees - ...	23	Licensed Chemical De...	2 in 15 miles	23	100.0	20.2	21.7	25.9	28.4
Campbellsburg, IN	47108	State of Indiana Employees - ...	11	Licensed Chemical De...	2 in 15 miles	11	100.0	11.8	24.7	24.7	24.7
Cannelton, IN	47520	State of Indiana Employees - ...	24	Licensed Chemical De...	2 in 15 miles	1	4.2	11.0	17.0	17.2	17.2
Carlisle, IN	47838	State of Indiana Employees - ...	39	Licensed Chemical De...	2 in 15 miles	39	100.0	22.8	23.9	24.5	30.1
Casey, IL	62420	State of Indiana Employees - ...	1	Licensed Chemical De...	2 in 15 miles	1	100.0	29.6	34.7	34.9	34.9
Cedar Grove, IN	47016	State of Indiana Employees - ...	1	Licensed Chemical De...	2 in 15 miles	1	100.0	12.1	15.1	15.1	17.1
Centerpoint, IN	47840	State of Indiana Employees - ...	13	Licensed Chemical De...	2 in 15 miles	13	100.0	16.6	17.3	17.5	17.7
Central, IN	47110	State of Indiana Employees - ...	3	Licensed Chemical De...	2 in 15 miles	3	100.0	9.2	20.9	21.0	22.4
Chrisman, IL	61924	State of Indiana Employees - ...	2	Licensed Chemical De...	2 in 15 miles	2	100.0	17.7	19.5	23.0	23.1
Clay City, IN	47841	State of Indiana Employees - ...	9	Licensed Chemical De...	2 in 15 miles	9	100.0	21.7	23.7	23.9	24.5
Coal City, IN	47427	State of Indiana Employees - ...	3	Licensed Chemical De...	2 in 15 miles	3	100.0	24.7	27.6	27.7	27.9
Commiskey, IN	47227	State of Indiana Employees - ...	12	Licensed Chemical De...	2 in 15 miles	12	100.0	17.6	18.3	31.8	31.8
Corydon, IN	47112	State of Indiana Employees - ...	47	Licensed Chemical De...	2 in 15 miles	47	100.0	9.4	15.7	17.8	18.0
Cross Plains, IN	47017	State of Indiana Employees - ...	4	Licensed Chemical De...	2 in 15 miles	4	100.0	18.2	20.9	21.2	22.6
Cynthiana, IN	47612	State of Indiana Employees - ...	1	Licensed Chemical De...	2 in 15 miles	1	100.0	14.4	17.2	19.9	19.9
Dale, IN	47523	State of Indiana Employees - ...	9	Licensed Chemical De...	2 in 15 miles	9	100.0	20.7	20.7	20.7	21.1
Demotte, IN	46310	State of Indiana Employees - ...	25	Licensed Chemical De...	2 in 15 miles	25	100.0	19.7	19.7	22.5	22.7
Depauw, IN	47115	State of Indiana Employees - ...	9	Licensed Chemical De...	2 in 15 miles	9	100.0	18.3	22.5	22.5	22.5
Derby, IN	47525	State of Indiana Employees - ...	5	Licensed Chemical De...	2 in 15 miles	5	100.0	18.3	20.8	21.5	21.5
Dugger, IN	47848	State of Indiana Employees - ...	31	Licensed Chemical De...	2 in 15 miles	31	100.0	26.7	28.4	28.6	28.8
Earl Park, IN	47942	State of Indiana Employees - ...	2	Licensed Chemical De...	2 in 15 miles	2	100.0	28.8	28.8	29.3	34.7
Eckerty, IN	47116	State of Indiana Employees - ...	7	Licensed Chemical De...	2 in 15 miles	7	100.0	21.5	22.3	30.8	35.8
English, IN	47118	State of Indiana Employees - ...	20	Licensed Chemical De...	2 in 15 miles	20	100.0	28.0	28.6	29.7	35.9
Fair Oaks, IN	47943	State of Indiana Employees - ...	1	Licensed Chemical De...	2 in 15 miles	1	100.0	15.5	15.5	26.7	27.9
Fairbanks, IN	47849	State of Indiana Employees - ...	7	Licensed Chemical De...	2 in 15 miles	7	100.0	21.0	21.3	21.4	21.7
Fort Branch, IN	47648	State of Indiana Employees - ...	11	Licensed Chemical De...	2 in 15 miles	11	100.0	11.0	18.3	18.3	18.3
Fowler, IN	47944	State of Indiana Employees - ...	14	Licensed Chemical De...	2 in 15 miles	14	100.0	17.9	24.3	24.3	25.9
Francesville, IN	47946	State of Indiana Employees - ...	9	Licensed Chemical De...	2 in 15 miles	9	100.0	16.9	16.9	18.8	19.8

Access Detail By Zip Code

February 18, 2021

Access Analysis
Access StandardsEmployee / Provider Groups
State of Indiana Employees - Rural
Licensed Chemical Dependency
Counselors

Employees Without Access											
City	Zip Code	Employee		Provider		Without Access		Average Distance			
		Group	#	Group	Standard	#	%	1	2	3	4
Francisco, IN	47649	State of Indiana Employees - ...	5	Licensed Chemical De...	2 in 15 miles	5	100.0	19.1	20.9	24.8	24.8
Fredericksburg, IN	47120	State of Indiana Employees - ...	1	Licensed Chemical De...	2 in 15 miles	1	100.0	16.6	24.5	27.5	27.5
Freedom, IN	47431	State of Indiana Employees - ...	6	Licensed Chemical De...	2 in 15 miles	6	100.0	18.2	21.4	21.5	21.8
French Lick, IN	47432	State of Indiana Employees - ...	15	Licensed Chemical De...	2 in 15 miles	15	100.0	21.6	22.4	23.2	26.8
Gentryville, IN	47537	State of Indiana Employees - ...	4	Licensed Chemical De...	2 in 15 miles	4	100.0	15.9	15.9	15.9	18.6
Goodland, IN	47948	State of Indiana Employees - ...	1	Licensed Chemical De...	2 in 15 miles	1	100.0	17.6	17.6	26.3	27.9
Gosport, IN	47433	State of Indiana Employees - ...	20	Licensed Chemical De...	2 in 15 miles	20	100.0	14.7	17.3	18.2	18.3
Grantsburg, IN	47123	State of Indiana Employees - ...	2	Licensed Chemical De...	2 in 15 miles	2	100.0	27.4	30.9	31.6	33.2
Griffin, IN	47616	State of Indiana Employees - ...	2	Licensed Chemical De...	2 in 15 miles	2	100.0	25.0	29.4	31.5	31.5
Hardinsburg, IN	47125	State of Indiana Employees - ...	2	Licensed Chemical De...	2 in 15 miles	2	100.0	20.9	30.9	32.8	32.8
Harmony, IN	47853	State of Indiana Employees - ...	3	Licensed Chemical De...	2 in 15 miles	3	100.0	14.0	16.7	16.7	16.7
Haubstadt, IN	47639	State of Indiana Employees - ...	12	Licensed Chemical De...	2 in 15 miles	12	100.0	7.7	15.1	15.1	15.1
Hayden, IN	47245	State of Indiana Employees - ...	1	Licensed Chemical De...	2 in 15 miles	1	100.0	9.7	21.8	21.8	21.8
Hicksville, OH	43526	State of Indiana Employees - ...	2	Licensed Chemical De...	2 in 15 miles	2	100.0	18.5	18.5	19.6	19.8
Hillsboro, IN	47949	State of Indiana Employees - ...	5	Licensed Chemical De...	2 in 15 miles	5	100.0	15.0	15.1	15.1	17.5
Holton, IN	47023	State of Indiana Employees - ...	21	Licensed Chemical De...	2 in 15 miles	21	100.0	21.0	21.8	23.9	24.0
Hutsonville, IL	62433	State of Indiana Employees - ...	1	Licensed Chemical De...	2 in 15 miles	1	100.0	32.1	32.4	32.5	32.7
Hymera, IN	47855	State of Indiana Employees - ...	8	Licensed Chemical De...	2 in 15 miles	8	100.0	17.8	19.7	19.8	20.4
Jasonville, IN	47438	State of Indiana Employees - ...	57	Licensed Chemical De...	2 in 15 miles	57	100.0	24.2	26.0	26.2	26.7
Kentland, IN	47951	State of Indiana Employees - ...	9	Licensed Chemical De...	2 in 15 miles	9	100.0	24.6	24.6	34.3	36.1
Knightsville, IN	47857	State of Indiana Employees - ...	4	Licensed Chemical De...	2 in 15 miles	4	100.0	15.6	17.9	18.2	18.2
Laconia, IN	47135	State of Indiana Employees - ...	1	Licensed Chemical De...	2 in 15 miles	1	100.0	8.5	16.4	16.6	19.0
Lake Village, IN	46349	State of Indiana Employees - ...	8	Licensed Chemical De...	2 in 15 miles	8	100.0	20.9	23.0	23.3	23.5
Lamar, IN	47550	State of Indiana Employees - ...	5	Licensed Chemical De...	2 in 15 miles	5	100.0	11.2	18.1	18.2	18.2
Leavenworth, IN	47137	State of Indiana Employees - ...	8	Licensed Chemical De...	2 in 15 miles	8	100.0	23.4	26.0	31.4	31.6
Leopold, IN	47551	State of Indiana Employees - ...	16	Licensed Chemical De...	2 in 15 miles	16	100.0	20.9	27.6	28.0	28.6
Lincoln City, IN	47552	State of Indiana Employees - ...	4	Licensed Chemical De...	2 in 15 miles	4	100.0	17.3	18.2	18.2	18.2
Linton, IN	47441	State of Indiana Employees - ...	122	Licensed Chemical De...	2 in 15 miles	122	100.0	24.4	26.8	26.8	26.8
Losantville, IN	47354	State of Indiana Employees - ...	11	Licensed Chemical De...	2 in 15 miles	11	100.0	15.6	15.6	16.4	18.4
Lyons, IN	47443	State of Indiana Employees - ...	13	Licensed Chemical De...	2 in 15 miles	13	100.0	21.5	24.3	24.5	24.5
Marengo, IN	47140	State of Indiana Employees - ...	14	Licensed Chemical De...	2 in 15 miles	14	100.0	26.3	29.2	30.8	30.8
Marshall, IL	62441	State of Indiana Employees - ...	8	Licensed Chemical De...	2 in 15 miles	8	100.0	16.1	16.1	16.3	16.6
Martinsville, IL	62442	State of Indiana Employees - ...	2	Licensed Chemical De...	2 in 15 miles	2	100.0	28.7	29.0	29.1	29.4
Mauckport, IN	47142	State of Indiana Employees - ...	1	Licensed Chemical De...	2 in 15 miles	1	100.0	5.1	22.3	23.6	24.6
Medaryville, IN	47957	State of Indiana Employees - ...	7	Licensed Chemical De...	2 in 15 miles	7	100.0	15.7	23.6	23.6	25.9
Merom, IN	47861	State of Indiana Employees - ...	5	Licensed Chemical De...	2 in 15 miles	5	100.0	26.7	26.8	26.9	29.0
Milltown, IN	47145	State of Indiana Employees - ...	8	Licensed Chemical De...	2 in 15 miles	8	100.0	23.6	27.7	28.2	28.2
Modoc, IN	47358	State of Indiana Employees - ...	2	Licensed Chemical De...	2 in 15 miles	2	100.0	14.5	19.6	19.6	20.4
Montpelier, IN	47359	State of Indiana Employees - ...	9	Licensed Chemical De...	2 in 15 miles	9	100.0	15.2	15.6	16.5	16.5
Morganfield, KY	42437	State of Indiana Employees - ...	2	Licensed Chemical De...	2 in 15 miles	2	100.0	15.8	28.1	28.2	33.4

Access Detail By Zip Code

February 18, 2021

Access Analysis
Access StandardsEmployee / Provider Groups
State of Indiana Employees - Rural
Licensed Chemical Dependency
Counselors

Employees Without Access											
City	Zip Code	Employee		Provider		Without Access		Average Distance			
		Group	#	Group	Standard	#	%	1	2	3	4
Morocco, IN	47963	State of Indiana Employees - ...	11	Licensed Chemical De...	2 in 15 miles	11	100.0	16.4	16.4	29.1	31.4
Mount Carmel, IL	62863	State of Indiana Employees - ...	5	Licensed Chemical De...	2 in 15 miles	5	100.0	29.5	29.9	30.4	30.8
Mount Vernon, IN	47620	State of Indiana Employees - ...	41	Licensed Chemical De...	2 in 15 miles	34	82.9	15.3	18.2	18.2	18.2
Nashville, IN	47448	State of Indiana Employees - ...	43	Licensed Chemical De...	2 in 15 miles	43	100.0	0.6	16.7	17.2	17.4
New Harmony, IN	47631	State of Indiana Employees - ...	7	Licensed Chemical De...	2 in 15 miles	7	100.0	21.3	24.6	26.7	26.7
New Salisbury, IN	47161	State of Indiana Employees - ...	3	Licensed Chemical De...	2 in 15 miles	3	100.0	11.5	16.1	16.1	16.1
Newberry, IN	47449	State of Indiana Employees - ...	3	Licensed Chemical De...	2 in 15 miles	3	100.0	18.5	23.6	26.2	26.4
North Vernon, IN	47265	State of Indiana Employees - ...	131	Licensed Chemical De...	2 in 15 miles	131	100.0	20.1	20.4	20.4	20.4
Oakland City, IN	47660	State of Indiana Employees - ...	11	Licensed Chemical De...	2 in 15 miles	11	100.0	16.4	22.4	23.6	24.8
Oblong, IL	62449	State of Indiana Employees - ...	2	Licensed Chemical De...	2 in 15 miles	2	100.0	39.4	39.7	40.5	42.8
Owensburg, IN	47453	State of Indiana Employees - ...	2	Licensed Chemical De...	2 in 15 miles	2	100.0	17.1	17.9	18.1	18.1
Owensville, IN	47665	State of Indiana Employees - ...	6	Licensed Chemical De...	2 in 15 miles	6	100.0	20.1	22.9	25.2	25.2
Oxford, IN	47971	State of Indiana Employees - ...	9	Licensed Chemical De...	2 in 15 miles	9	100.0	9.1	16.7	16.7	18.0
Palestine, IL	62451	State of Indiana Employees - ...	1	Licensed Chemical De...	2 in 15 miles	1	100.0	24.0	24.1	24.5	33.8
Palmyra, IN	47164	State of Indiana Employees - ...	6	Licensed Chemical De...	2 in 15 miles	6	100.0	15.0	16.7	20.3	20.3
Paoli, IN	47454	State of Indiana Employees - ...	36	Licensed Chemical De...	2 in 15 miles	36	100.0	23.2	23.2	23.7	24.0
Paris Crossing, IN	47270	State of Indiana Employees - ...	8	Licensed Chemical De...	2 in 15 miles	8	100.0	17.0	19.0	30.8	30.8
Paris, IL	61944	State of Indiana Employees - ...	3	Licensed Chemical De...	2 in 15 miles	3	100.0	17.9	21.3	21.4	21.5
Patoka, IN	47666	State of Indiana Employees - ...	5	Licensed Chemical De...	2 in 15 miles	5	100.0	19.5	20.0	20.3	21.0
Patrickburg, IN	47455	State of Indiana Employees - ...	1	Licensed Chemical De...	2 in 15 miles	1	100.0	22.6	24.4	24.4	24.4
Paulding, OH	45879	State of Indiana Employees - ...	1	Licensed Chemical De...	2 in 15 miles	1	100.0	18.8	18.8	18.8	20.6
Paxton, IN	47865	State of Indiana Employees - ...	1	Licensed Chemical De...	2 in 15 miles	1	100.0	26.0	26.7	27.5	27.7
Pekin, IN	47165	State of Indiana Employees - ...	11	Licensed Chemical De...	2 in 15 miles	11	100.0	11.3	19.0	22.9	22.9
Petersburg, IN	47567	State of Indiana Employees - ...	15	Licensed Chemical De...	2 in 15 miles	15	100.0	1.0	17.2	17.4	17.4
Poland, IN	47868	State of Indiana Employees - ...	17	Licensed Chemical De...	2 in 15 miles	17	100.0	14.6	16.5	16.5	16.5
Portland, IN	47371	State of Indiana Employees - ...	32	Licensed Chemical De...	2 in 15 miles	32	100.0	1.6	16.2	18.0	24.5
Poseyville, IN	47633	State of Indiana Employees - ...	6	Licensed Chemical De...	2 in 15 miles	6	100.0	16.8	20.3	23.1	23.1
Princeton, IN	47670	State of Indiana Employees - ...	19	Licensed Chemical De...	2 in 15 miles	19	100.0	18.6	22.9	23.3	23.3
Quincy, IN	47456	State of Indiana Employees - ...	7	Licensed Chemical De...	2 in 15 miles	7	100.0	16.9	17.6	17.6	17.6
Ramsey, IN	47166	State of Indiana Employees - ...	9	Licensed Chemical De...	2 in 15 miles	9	100.0	15.2	20.0	20.0	20.0
Roachdale, IN	46172	State of Indiana Employees - ...	11	Licensed Chemical De...	2 in 15 miles	11	100.0	15.8	16.6	16.6	16.6
Robinson, IL	62454	State of Indiana Employees - ...	2	Licensed Chemical De...	2 in 15 miles	2	100.0	30.4	30.7	31.4	40.8
Rome, IN	47574	State of Indiana Employees - ...	3	Licensed Chemical De...	2 in 15 miles	3	100.0	10.5	18.1	18.1	18.1
Rushville, IN	46173	State of Indiana Employees - ...	56	Licensed Chemical De...	2 in 15 miles	56	100.0	1.1	16.5	18.5	18.6
Russellville, IN	46175	State of Indiana Employees - ...	4	Licensed Chemical De...	2 in 15 miles	4	100.0	15.2	17.3	17.7	17.7
Saint Bernice, IN	47875	State of Indiana Employees - ...	1	Licensed Chemical De...	2 in 15 miles	1	100.0	10.2	16.1	17.4	17.4
Saint Croix, IN	47576	State of Indiana Employees - ...	5	Licensed Chemical De...	2 in 15 miles	5	100.0	25.6	30.4	31.3	33.2
Saint Meinrad, IN	47577	State of Indiana Employees - ...	3	Licensed Chemical De...	2 in 15 miles	3	100.0	17.3	19.5	22.3	23.1
Salem, IN	47167	State of Indiana Employees - ...	64	Licensed Chemical De...	2 in 15 miles	64	100.0	2.0	27.8	31.7	32.2
San Pierre, IN	46374	State of Indiana Employees - ...	9	Licensed Chemical De...	2 in 15 miles	9	100.0	19.1	19.5	19.5	19.5

February 18, 2021

Employee / Provider Groups
State of Indiana Employees - Rural
Licensed Chemical Dependency
Counselors

[illegible]

- Access Analysis
 - Access Standards
- Employee / Provider Groups
 - State of Indiana Employees - Out of State
 - Licensed Chemical Dependency Counselors

[illegible]